



United Counties Council of Illinois

2022 Statewide Salary & Fringe Benefits Survey

February 2022

W. Michael McCreery, Executive Director
Ryan McCreery, Deputy Director

Officers

David Meyer, President
David Zimmerman, Vice President
Joseph Payette, Secretary
P.E. Cross, Treasurer

Executive Committee Members

David Meyer, Washington County
David Zimmerman, Tazewell County
P.E. Cross, Hamilton County
Joseph Payette, Carroll County
Matthew Prochaska, Kendall County

Table of Contents

Introduction	1	Section 3: Fringe Benefits	29
Participating Counties	2	Holiday Schedule	30
Positions Surveyed	3	Vacation Schedule	31
Demographics	4	Conversion	31
Survey Definitions	5	Sick Leave/Basis for Using Sick Leave	32
Statistical Conversions	5	Rate of Pay Multiplier Currently Utilized	32
Contact Information	6	Education Benefits	34
Section 1: County Statistics	8	Clothing Benefits	35
Section 2a: Salary Schedule Budgets	17	Other Benefits	35
Section 2b: Salary Schedule Amounts	20	Section 4: Insurance	37
Elected Official Annualized Salary Schedule	21	Life Insurance	38
Administrative Exempt Annualized Salary Schedule	22	Dental Insurance	38
Administrative Nonexempt Annualized Salary Schedule	23	Health Insurance	40
Administrative Nonexempt Hourly Salary Schedule	24	Health Insurance Amounts	41
Public Works Annualized Salary Schedule	25	Dental Insurance Amounts	43
Public Works Hourly Salary Schedule	26	Appendix A: Supplemental Information	45
Sheriff/Police Annualized Salary Schedule	27		
Sheriff/Police Hourly Salary Schedule	28		

2022 Statewide Salary & Fringe Benefits Survey

Introduction

Newport Group, Inc. (“Newport”), a national compensation, retirement, and benefits consulting firm, was engaged by United Counties Council of Illinois (“UCCI”) to be the third party administrator for this year’s Statewide Salary & Fringe Benefits Survey. We are pleased to present the findings of the 2022 UCCI Statewide Salary & Fringe Benefits Survey. The survey was conducted via a web-based survey platform that launched in October 2021. The effective date of data is October 1, 2021.

The data contained in this report are based on responses from 42 Illinois counties. A profile and detailed list of survey participants can be found on the following pages.

This survey is designed to assist county officials in the preparation of annual budgets, negotiation of labor contracts and similar personnel related tasks. United Counties Council of Illinois conducts an annual survey of elected officials and public employee salaries and fringe benefits that outline details of 81 different positions. This survey addresses fringe benefits received by specific employee groups and salary schedules of identified positions within the counties.

The survey is divided up into four sections:

- Section I is County Statistics which includes information on population and the budget;
- Section II is the Salary Schedule of elected officials and County employees;
- Section III contains data analysis on Health and Welfare Fringe Benefits.
- Section IV contains data analysis on Insurance Benefits.

Contact Information

If you have any questions regarding this survey, please contact:

Kevin Paulsen

Principal
Compensation Consulting Group

Newport

1930 St. Andrews Ct NE, Suite V
Cedar Rapids, IA 52402
Phone: 319-393-4836
Kevin.Paulsen@newportgroup.com

Elizabeth Leist

Senior Associate Consultant
Compensation Consulting Group

Newport

135 S. LaSalle St., Suite 1900
Chicago, IL 60603
(312) 488-6726
Elizabeth.Leist@newportgroup.com

2022 Statewide Salary & Fringe Benefits Survey

Participating Counties

County		
Adams	Iroquois	Pope
Bond	Johnson	Putnam
Brown	Kendall	Randolph
Bureau	Lee	Rock Island
Carroll	Livingston	Schuyler
Crawford	Logan	Stark
Cumberland	Macon	Stephenson
DeWitt	Madison	Tazewell
Edwards	Marshall	Union
Effingham	Mason	Warren
Fayette	Menard	Wayne
Ford	Mercer	Whiteside
Fulton	Montgomery	Williamson
Henry	Ogle	Woodford

2022 Statewide Salary & Fringe Benefits Survey

Positions Surveyed

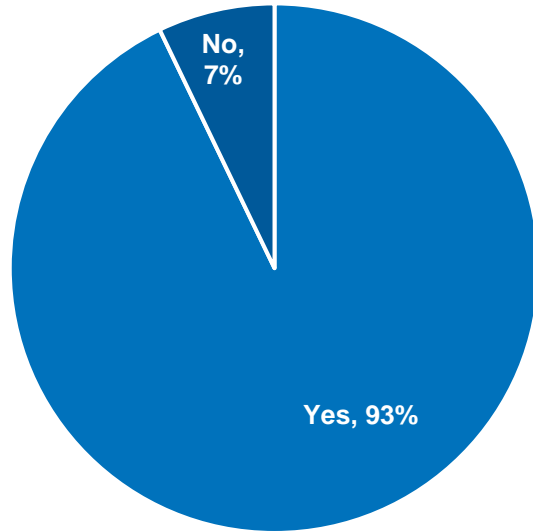
Elected	Administrative Exempt	Administrative Non-Exempt	Public Works
County Board Chairman	Assistant Director of Health Department	Accounting Clerk	Building Inspector
Board Member	County Administrator	Administrative Assistant	Civil Engineer
Circuit Clerk	County Coordinator/Assistant Administrator	Chief Deputy Circuit Clerk	Custodian/Housekeeper
Committee Chairman	Director of Animal Control	Chief Deputy County Clerk	Engineering Technician III
Coroner/Medical Examiner	Director of Building & Zoning	Chief Deputy Recorder	Equipment Operator
County Auditor	Director of Court Services	Chief Deputy Supervisor Assessments	Highway Foreman
County Clerk	Director of Data Processing	Chief Deputy Treasurer	Highway Maintenance
County Treasurer	Director of ESDA	Clerk	Labor Foreman
Recorder of Deeds	Director of Health Department	Executive/Judicial Secretary	Laborer
Sheriff	Director of Nursing Home	Facilities Services Manager	Maintainer II
States Attorney	Director of Parks and Recreation	GIS Coordinator	Maintenance Mechanic
Vice-Chairman	Director of Public Transportation	IT Support/IT Assistant	Maintenance Worker I
	Director of Purchasing	Legal Secretary	Mechanic
	Economic Development Director	Probation Officer	Nurse RN
	Emergency Management Agency Coordinator/Director	Tax Extension Specialist	Operator II
	Emergency Services/9-1-1 Coordinator	Victim/Witness Assistant	Sanitarian
	First Assistant State's Attorney	Youth Officer	
	Highway Engineer		
	Human Resources Director		
	Information Technology Director		
	Maintenance Director		
	Public Defender		
	Second Assistant State's Attorney		
	Supervisor of Assessments		

Sheriff
Bailiff
Chief Deputy Sheriff
Commander
Control Room Operator
Cook
Correctional Officer
Deputy Sheriff Captain
Deputy Sheriff Investigator
Deputy Sheriff Patrol Deputy
Deputy Sheriff Sergeant
Deputy Sheriff Telecommunications Officer
Sheriff Lieutenant

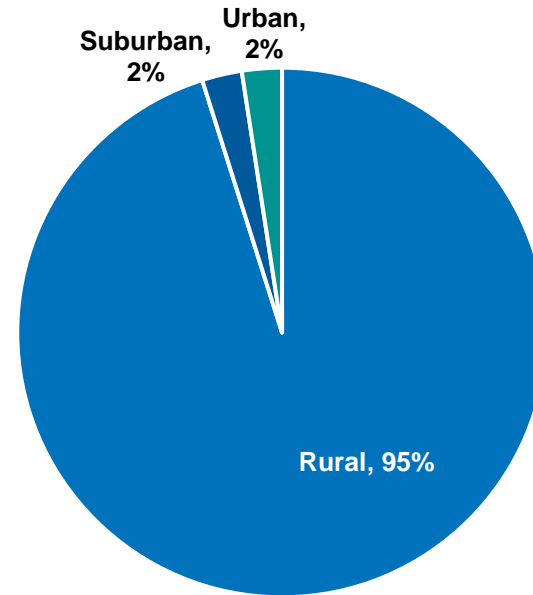
2022 Statewide Salary & Fringe Benefits Survey

Demographics

Are you a current member of UCCI?



Geographic Area



2022 Statewide Salary & Fringe Benefits Survey

Survey Definitions

- **County Count:** Total number of counties reporting a match to the survey position.
- **Minimum or Starting Salary:** The smallest value or observation of a sample or starting rate provided.
- **25th Percentile:** Equals or exceeds the highest rate among the lowest 25% of all rates within a sample.
- **Median:** Statistical point at which half of the incumbents' salaries reported are above and half are below.
- **Average:** Simple average of the all rates within the sample.
- **75th Percentile:** Equals or exceeds the highest rate among the lowest 75% of all rates within a sample.
- **Maximum:** The largest value or observation of a sample.

Statistical Conversions

For statistical analysis, a conversion of salaries was completed in both annualized and hourly formats using the number of hours worked per week completed by participants. The calculations were made as follows:

- If the average hours worked per week was left blank, the hourly rate or salary amount provided was used.
- If the average hours worked per week was provided along with annualized pay, the hourly rate was computed accordingly. For non-exempt roles, the annualized amount was divided by 2080 hours to compute an hourly equivalent.

2022 Statewide Salary & Fringe Benefits Survey

Contact Information

Name of County	County Board Chairperson/Commissioner	Contact Person	Phone	Population	Number of FT Employees	Number of PT Employees
Adams	R. Kent Snider	Caitlin Waterman	(217) 277-2011	66,000	305	71
Bond	Adam Boudouris	Colleen Camp	(618) 664-0618	16,725	99	41
Brown	David E. Ferrill	Judy Ham	(217) 773-3421	6,244	37	29
Bureau	Marshann Entwhistle	Sharon Schallhorn	(815) 876-3555	33,244	131	66
Carroll	Kevin Reibel	Mike Doty	(815) 244-0228	14,500	60	50
Crawford	David Fulling	Fayrene Wright	(618) 546-1212	18,679	81	109
Cumberland	Roy Clapp	Beverly Howard	(217) 849-2631	10,450	44	14
Dewitt	Terry Ferguson	Dee Dee Rentmeister	(217) 935-7770	15,516	70	10
Edwards	Matthew St.Ledger	Mary Beth Smith	(618) 445-2115	6,721	22	20
Effingham	James Niemann	Deb Ruholl	(217) 342-4990	34,668	158	29
Fayette	Jenny (Austin) Waggoner	Jessica Barker	(618) 283-5000	21,448	101	46
Ford	Debbie Smith	Amy Frederick	(217) 379-9400	13,534	62	36
Fulton	Roger Clark	Staci L. Mayall	(309) 547-3041	33,360	190	56
Henry	Kippy Breeden	Erin Knackstedt	(309) 937-3402	49,284		
Iroquois	John Shure	Amanda Longfellow	(815) 432-6955	27,114	102	49
Johnson	Gary Brumley	Robin Harper-Whitehead	(618) 658-3611	13,308	64	21
Kendall	Scott Gryder	Scott Koepfel	(630) 553-4142	131,869	322	26.2
Lee	Robert Olson	Paula Meyer	(815) 288-4477	34,223	162	83
Livingston	Kathy Arbogast	Ginger Harris	(815) 842-9350	35,648	179	28
Logan	Emelia Davenport	Kati Newman	(217) 732-6400	28,618	129	27
Macon	Kevin Greenfield	Jessie Smalley	(217) 425-5722			
Madison	Kurt Prenzler, Cpa	Emily Russell	(618) 296-4027	260,846	787	174
Marshall	Gary R. Kroeschen	Jill M. Kenyon	(309) 246-6325	11,742	43	39

2022 Statewide Salary & Fringe Benefits Survey

Name of County	County Board Chairperson/ Commissioner	Contact Person	Phone	Population	Number of FT Employees	Number of PT Employees
Mason	Kenneth Walker	Summer R Brown	(309) 543-6661	13,086	63	42
Menard	Robert Lott	Dara Worthington	(217) 632-4412	12,297	61	60
Mercer	Josh Frieden	Sara Blaser	(309) 582-7021	15,209	87	23
Montgomery	Evan Young	Trish Roemelin	(217) 532-9521	28,288	142	32
Ogle	John Finrock	Laura J. Cook	(815) 732-1110	51,788	200	48
Pope	Tim Wallace	Connie S. Gibbs	(618) 683-4466	3,763	23	11
Putnam	Charles Lenkaites	Kevin Kunkel	(815) 925-7226	5,640	26	9
Randolph	Marc Kiehna	Carol Best	(618) 826-5000	30,163	85	36
Rock Island	Richard Brunk	Erin Hughes	(309) 558-3608	141,879	400	37
Schuyler	Chet Esther	Cindy Mcclelland	(217) 322-3830	6,564	65	11
Stark	Alan Curry	Heather Hollis	(309) 286-5911	5,400	24	13
Stephenson	William N. Hadley	Georgia D. Newcomer	(815) 235-8277	44,630	236	35
Tazewell	J David Zimmerman	Roger B. Workheiser	(309) 478-5934	131,803	358	164
Union	Max Miller	Angela Knupp	(618) 833-5316	16,968	78	34
Warren	Michael L. Pearson	Tina M. Conard	(309) 734-8592	17,146	65	13
Wayne	Amy Pollard	Cathy Dugger	(618) 842-5087	16,495	63	33
Whiteside	James C Duffy	Joel R Horn	(815) 772-5100	58,498	281	87
Williamson	Jim Marlo	Julie Rendleman	(618) 998-2136	66,357	255	37
Woodford	John Krug	Deb Breyman	(309) 467-7343	38,459		
Average				38,736	145	45

Section 1: County Statistics

2022 Statewide Salary & Fringe Benefits Survey

Name of County	Assessed Valuation (Taxable) FY2019-2020	Assessed Valuation (Taxable) FY2020-2021	Percent of Unionized Workforce (Current)	Total 2021 Expenditure Budget	General Fund Levy Rate (Tax Year 2020/ Payable 2021)	Special Revenue Funds Budget	Special Revenue Funds Levy Rate (Tax Year 2020/ Payable 2021)	Total Levy Rate (General Levy Rate + Special Levy Rate)
Adams			80%	\$52,865,248	3.7200	\$7,122,060		
Bond	\$276,989,685	\$269,252,964	40%	\$14,790,144	0.3700	\$10,145,942	0.8784	1.2484
Brown	\$105,946,196	\$112,951,268	15%	\$1,991,629	0.1904	\$1,745,412	1.0200	1.2103
Bureau	\$754,208,193	\$786,043,227	47%	\$7,297,276	0.2688	\$4,568,078	0.5937	0.8625
Carroll	\$387,000,000	\$412,408,458	60%	\$13,151,230	0.2692	\$9,125,049	0.5611	0.8302
Crawford	\$511,758,985	\$520,283,271	51%	\$5,086,232	0.2700	\$6,025,602	0.7100	0.9771
Cumberland	\$174,448,781	\$184,590,534	43%	\$2,594,617	0.3437	\$723,388	0.3920	0.7357
Dewitt	\$608,652,626	\$615,761,343	50%	\$6,508,841	0.2700	\$18,259,280	0.4802	0.7502
Edwards	\$84,284,384	\$84,605,020	0%		0.3700		1.4951	1.8651
Effingham	\$788,391,530	\$818,428,878	38%	\$21,122,221	0.1966	\$10,884,818	0.4264	0.6230
Fayette	\$266,807,603	\$277,637,319	40%	\$8,464,536	0.2566	\$1,310,832	0.7786	1.0352
Ford	\$302,071,621	\$326,473,253	27%	\$4,567,712				0.0111
Fulton	\$510,635,402	\$504,707,849	50%	\$35,863,334	0.2700		1.2105	1.4805
Henry	\$994,445,086	\$1,026,498,707		\$12,057,456	0.0084			
Iroquois	\$583,918,976	\$613,485,274	59%	\$22,396,682	0.2700	\$5,696,622	1.0000	1.2700
Johnson	\$144,517,426	\$148,607,542	50%	\$9,320,345	0.0293	\$0	0.0000	1.2619
Kendall	\$3,584,835,597	\$3,995,144,831	40%	\$29,928,788	0.3252	\$23,225,033	0.2719	0.5971
Lee	\$801,292,684	\$867,096,803	34%	\$10,839,343	0.4475		0.4339	0.8814
Livingston	\$771,816,713	\$809,892,100	29%	\$12,409,059	0.3766	\$13,583,441	0.7472	1.1237
Logan	\$648,251,259	\$679,445,119	41%	\$11,170,376	0.2945	\$5,297,251	0.4597	0.7541
Macon				\$74,856,123	0.2450	\$49,136,632	0.8403	1.0853
Madison			65%	\$143,802,810	0.1552	\$74,641,931	0.3917	0.5469
Marshall	\$324,758,028	\$334,662,629	0%					
Mason	\$222,723,871	\$236,021,705	34%	\$5,928,295	0.6701	\$6,574,001	0.7061	1.3762

2022 Statewide Salary & Fringe Benefits Survey

Name of County	Assessed Valuation (Taxable) FY2019-2020	Assessed Valuation (Taxable) FY2020-2021	Percent of Unionized Workforce (Current)	Total 2021 Expenditure Budget	General Fund Levy Rate (Tax Year 2020/ Payable 2021)	Special Revenue Funds Budget	Special Revenue Funds Levy Rate (Tax Year 2020/ Payable 2021)	Total Levy Rate (General Levy Rate + Special Levy Rate)
Menard	\$302,042,140	\$312,623,717	27%	\$11,765,538	0.3300	\$7,826,500	0.7377	1.0677
Mercer	\$308,669,211	\$325,826,375	60%	\$5,173,636	0.2700			
Montgomery	\$463,708,120	\$476,936,696	38%	\$6,514,088	0.1932	\$14,788,310	0.8171	1.0103
Ogle	\$1,660,407,024	\$1,710,669,497	49%	\$15,260,675	0.2700	\$13,165,938	0.4789	0.7502
Pope	\$55,706,214	\$60,098,917	0%	\$217,268	0.3615	\$214,000	0.3561	0.7176
Putnam	\$177,961,781	\$186,306,039	0%	\$5,751,439	0.3700	\$669,000	0.6085	0.9785
Randolph	\$595,099,388	\$566,155,090		\$7,857,502	0.4101			
Rock Island	\$2,700,630,887	\$2,726,411,175	66%	\$80,385,691				
Schuyler	\$136,285,392	\$146,944,117	23%	\$10,314,051	0.4828	\$7,636,147	0.7900	1.2700
Stark	\$147,106,270	\$153,565,716	54%	\$1,583,000	0.8305			0.8305
Stephenson	\$702,317,758	\$726,753,727	45%	\$50,614,652	0.7550			0.7550
Tazewell			42%	\$73,953,089	0.2125	\$38,515,325	0.3384	0.5508
Union			51%					
Warren	\$363,535,146	\$378,483,788	90%	\$13,405,750	0.2700	\$9,391,397	0.2811	0.5511
Wayne			75%	\$7,825,585				
Whiteside	\$921,319,411	\$963,059,844	26%	\$15,713,495	0.2626	\$10,475,750	0.7820	1.0446
Williamson	\$1,080,644,952	\$1,118,146,022	90%					
Woodford	\$928,033,217	\$938,590,616	65%	\$25,795,998	0.1212	\$14,684,679	0.4245	0.5457
Average	\$649,756,154	\$678,182,484	43%	\$22,082,730	0.4099	\$13,051,158	0.63370	0.9272

2022 Statewide Salary & Fringe Benefits Survey

Name of County	I.M.R.F - BUDGET	I.M.R.F - LEVY RATE	County Highway - BUDGET	County Highway - LEVY RATE	County Bridge - BUDGET	County Bridge - LEVY RATE	Mental Health - BUDGET	Mental Health - LEVY RATE
Adams	\$17,899,163							
Bond	\$575,000	0.2200	\$232,000	0.0890	\$116,000	0.0440	\$145,000	0.0550
Brown	\$260,000	0.2300	\$87,000	0.0770	\$0	0.0000	\$130,000	0.1150
Bureau	\$824,599	0.1070	\$919,200	0.1190	\$383,000	0.0490	\$349,985	0.0450
Carroll	\$460,922	0.1090	\$1,263,047	0.1030	\$107,153	0.0490	\$390,250	0.0990
Crawford	\$545,240	0.1030	\$903,800	0.0890	\$750,000	0.0440	\$183,000	0.0360
Cumberland	\$150,000	0.0810	\$105,000	0.0560	\$52,500	0.0280		
Dewitt	\$586,200	0.0730	\$1,884,658	0.0890	\$1,910,594	0.0340	\$547,527	0.0690
Edwards	\$95,000	0.1120	\$182,342	0.2000	\$45,585	0.0500		
Effingham	\$1,076,000	0.1310	\$436,000	0.0530	\$102,000	0.0120	\$129,250	0.0150
Fayette	\$340,000	0.1220	\$272,200	0.0980	\$136,100	0.0490		
Ford	\$347,200		\$353,655		\$176,828		\$229,000	
Fulton	\$1,700,000		\$550,000		\$325,000		\$786,345	
Henry	\$1,045,162		\$865,167		\$250,600		\$347,061	
Iroquois	\$500,000	0.0810	\$620,000	0.1000	\$310,000	0.0500	\$585,000	0.0950
Johnson	\$310,000	0.2080	\$162,000	0.1090	\$73,600	0.0490		
Kendall	\$2,600,081	0.0720	\$1,499,895	0.0410	\$500,085	0.0140	\$947,114	0.0270
Lee	\$720,000	0.0820	\$950,000	0.1090	\$275,000	0.0310		
Livingston	\$985,000	0.1210	\$778,587	0.0970	\$394,416	0.0480	\$1,326,305	0.1630
Logan	\$593,192	0.0900	\$482,355	0.0730	\$249,420	0.0380		
Macon	\$2,121,424	0.1020	\$3,792,563	0.0990	\$1,555,000	0.0490	\$2,662,063	0.1500
Madison	\$5,187,700	0.0860	\$4,600,287	0.0780	\$1,097,808	0.0190	\$3,143,181	0.0540
Marshall	\$735,000		\$279,000		\$139,000		\$48,500	
Mason	\$750,000	0.3070	\$695,000	0.0860	\$210,000	0.0370		

2022 Statewide Salary & Fringe Benefits Survey

Name of County	I.M.R.F - BUDGET	I.M.R.F - LEVY RATE	County Highway - BUDGET	County Highway - LEVY RATE	County Bridge - BUDGET	County Bridge - LEVY RATE	Mental Health - BUDGET	Mental Health - LEVY RATE
Menard	\$660,579	0.1170	\$993,510	0.1020	\$1,062,000	0.0490		
Mercer	\$334,161	0.0950	\$349,907	0.1000	\$174,953	0.0500	\$131,740	0.0370
Montgomery	\$745,000	0.1560	\$455,000	0.0950	\$227,500	0.0470	\$643,000	0.1340
Ogle	\$2,002,000	0.1050	\$2,806,000	0.1000	\$2,861,000	0.0500	\$1,004,750	0.0570
Pope	\$150,000	0.2490	\$64,593	0.1070	\$29,361	0.0580		
Putnam	\$240,000	0.1280	\$187,800	0.1000	\$93,900	0.0500		
Randolph	\$1,892,617	0.0930	\$244,673	0.0290	\$4,315	0.0100		
Rock Island	\$4,256,756	0.1167	\$2,100,000	0.0577	\$670,000	0.0190	\$2,314,810	0.0539
Schuyler	\$380,000	0.2690	\$349,100	0.0950	\$350,000	0.0350	\$70,000	0.0480
Stark	\$82,550	0.0500	\$409,315	0.1000	\$50,000	0.0500		
Stephenson	\$2,785,756	0.1720	\$1,202,847	0.0900	\$367,900	0.0440	\$315,070	0.0450
Tazewell	\$2,775,000	0.0430	\$2,632,341	0.0660	\$1,983,541	0.0290	\$499,050	0.0180
Union								
Warren	\$340,000	0.0890	\$973,000	0.1000	\$580,000	0.0500	\$465,000	0.1220
Wayne	\$370,000		\$684,379		\$374,960		\$120,692	
Whiteside	\$2,250,000	0.2250	\$1,995,200	0.0970	\$1,300,000	0.0480	\$1,058,050	0.1130
Williamson								
Woodford	\$707,800	0.0750	\$944,553	0.1000	\$472,276	0.0500	\$258,812	0.0270
Average	\$1,509,478	0.1300	\$982,204	0.0913	\$506,702	0.0392	\$697,428	0.0717

2022 Statewide Salary & Fringe Benefits Survey

Name of County	Federal Highway Matching - BUDGET	Federal Highway Matching - LEVY RATE	Health - BUDGET	Health - LEVY RATE	T.B. Care - BUDGET	T.B. Care - LEVY RATE	Liability Insurance - BUDGET	Liability Insurance - LEVY RATE
Adams								
Bond	\$116,000	0.0440	\$145,000	0.0550			\$390,000	0.1490
Brown	\$56,500	0.5000	\$30,000	0.2650			\$150,000	0.1320
Bureau	\$383,000	0.0490	\$100,000	0.0130			\$1,193,428	0.1550
Carroll	\$1,590,000	0.0490	\$830,474	0.0030			\$235,385	0.0430
Crawford	\$170,000	0.0440	\$2,159,147	0.0960			\$409,865	0.0810
Cumberland	\$52,500	0.0280	\$90,388	0.0480			\$75,000	0.0400
Dewitt	\$3,131,356	0.0270	\$250,371	0.0410	\$14,000	0.0000	\$720,049	0.0620
Edwards	\$45,585	0.0500			\$68,378	0.0750	\$130,000	0.1530
Effingham	\$147,000	0.0170	\$190,000	0.0230			\$490,000	0.0590
Fayette	\$136,100	0.0490	\$50,000	0.0180			\$560,000	0.2010
Ford	\$176,828		\$220,000				\$400,000	
Fulton	\$325,000		\$380,000		\$86,873		\$725,000	
Henry	\$230,711		\$250,600				\$1,519,512	
Iroquois	\$310,000	0.0500	\$316,000	0.0500			\$130,000	0.0210
Johnson	\$73,600	0.0490	\$78,000	0.0520	\$14,000	0.0090	\$240,000	0.1610
Kendall			\$1,454,009	0.0410	\$15,056	0.0000	\$1,305,239	0.0370
Lee	\$314,500	0.0360	\$556,000	0.0630			\$325,000	0.0370
Livingston	\$394,416	0.0480	\$421,042	0.0510	\$27,000	0.0030	\$665,000	0.0820
Logan	\$268,203	0.0410	\$176,378	0.0570	\$47,585	0.0070	\$176,378	0.0270
Macon	\$7,000,065	0.0490	\$9,673,800	0.0930			\$1,538,214	0.0810
Madison	\$1,000,000	0.0130	\$6,300,000	0.0220			\$3,093,243	0.0380
Marshall	\$139,000		\$75,000				\$472,000	
Mason	\$400,000	0.0440	\$2,971,681	0.0800				

2022 Statewide Salary & Fringe Benefits Survey

Name of County	Federal Highway Matching - BUDGET	Federal Highway Matching - LEVY RATE	Health - BUDGET	Health - LEVY RATE	T.B. Care - BUDGET	T.B. Care - LEVY RATE	Liability Insurance - BUDGET	Liability Insurance - LEVY RATE
Menard	\$774,500	0.0490			\$500	0.0030		
Mercer	\$174,953	0.0500	\$174,953	0.0500			\$901,010	0.2570
Montgomery	\$227,500	0.0470	\$591,500	0.1240			\$325,000	0.0680
Ogle	\$1,972,000	0.0500	\$800,000	0.0330	\$31,924	0.0010		
Pope	\$29,361	0.0480	\$17,000	0.0280	\$750	0.0010	\$15,000	0.0240
Putnam	\$93,900	0.0500	\$26,000	0.0130			\$194,000	0.1040
Randolph	\$200,000	0.0440	\$112,500	0.0360			\$715,000	0.0690
Rock Island			\$1,253,707	0.0354			\$8,910,000	0.2453
Schuyler	\$200,000	0.0360			\$10,000	0.0030	\$219,451	0.1340
Stark	\$195,500	0.0500	\$87,827	0.0080			\$189,175	0.1160
Stephenson	\$679,400	0.0440	\$3,658,132	0.0050	\$58,665	0.0080	\$1,391,910	0.1000
Tazewell	\$1,458,183	0.0240	\$2,435,788	0.0350			\$182,109	0.0670
Union								
Warren	\$730,000	0.0500	\$40,000	0.0100			\$357,208	0.0080
Wayne	\$534,496		\$1,472,697				\$290,000	
Whiteside	\$1,236,000	0.0480					\$1,136,500	0.1070
Williamson								
Woodford	\$472,279	0.0500	\$142,623	0.0150			\$575,000	0.0610
Average	\$687,525	0.0571	\$1,072,303	0.0488	\$31,228	0.0100	\$842,908	0.0942

2022 Statewide Salary & Fringe Benefits Survey

Name of County	F.I.C.A - BUDGET	F.I.C.A - LEVY RATE	Workers Comp - BUDGET	Workers Comp - LEVY RATE	Unemployment - BUDGET	Unemployment - LEVY RATE	Bond & Interest - BUDGET	Bond & Interest - LEVY RATE
Adams								
Bond	\$350,000	0.1340			\$30,000	0.0110		
Brown	\$150,000	0.1320	\$45,000	0.0390	\$9,000	0.0070		
Bureau	\$414,866	0.0530						
Carroll	\$297,827	0.0640						
Crawford	\$319,300	0.0700	\$80,000	0.0200	\$16,000	0.0020		
Cumberland	\$150,000	0.0810	\$47,000	0.0250	\$1,000	0.0000		
Dewitt	\$331,300	0.0410			\$18,000	0.0010		
Edwards	\$100,800	0.1190						
Effingham	\$639,000	0.0780						
Fayette	\$300,000	0.1080			\$15,000	0.0050		
Ford	\$446,400		\$25,000		\$12,000			
Fulton	\$700,000							
Henry	\$877,100							
Iroquois	\$380,000	0.0610	\$85,000	0.0130	\$5,000	0.0000		
Johnson	\$315,000	0.2110			\$11,000	0.0000		
Kendall	\$1,424,972	0.0390						
Lee	\$389,000	0.0440						
Livingston	\$745,100	0.0920			\$15,000	0.0010		
Logan								
Macon	\$1,156,648	0.0580						
Madison	\$3,230,000	0.0580						
Marshall	\$210,000		\$95,000		\$100			
Mason	\$330,500	0.1310						

2022 Statewide Salary & Fringe Benefits Survey

Name of County	F.I.C.A - BUDGET	F.I.C.A - LEVY RATE	Workers Comp - BUDGET	Workers Comp - LEVY RATE	Unemployment - BUDGET	Unemployment - LEVY RATE	Bond & Interest - BUDGET	Bond & Interest - LEVY RATE
Menard	\$277,765	0.0930						
Mercer	\$370,901	0.1060			\$24,144	0.0060		
Montgomery	\$525,000	0.1100						
Ogle	\$932,000	0.0510					\$20,988,000	
Pope	\$64,000	0.1060	\$9,000	0.0140	\$3,000	0.0040		
Putnam	\$185,000	0.0990	\$15,000	0.0080	\$5,000	0.0020		
Randolph	\$1,150,000	0.0690					\$300,776	0.0800
Rock Island								
Schuyler	\$175,000	0.1030						
Stark	\$119,200	0.0730						
Stephenson	\$2,202,804	0.0570					\$1,132,846	
Tazewell	\$1,700,000	0.0400						
Union								
Warren	\$210,000	0.0550	\$70,000	0.0210	\$10,000	0.0030		
Wayne	\$250,000				\$10,000			
Whiteside	\$1,500,000	0.1390						
Williamson								
Woodford	\$423,000	0.0450						
Average	\$630,878	0.0850	\$52,333	0.0200	\$11,515	0.0032	\$7,473,874	0.0800

Section 2a: Salary Schedule Budgets

2022 Statewide Salary & Fringe Benefits Survey

Name of County	Public Works - FY2020-2021	Public Works - FY2021-2022	Administrative Non-Exempt - FY2020-2021	Administrative Non-Exempt - FY2021-2022	Administrative Exempt - FY2020-2021	Administrative Exempt - FY2021-2022	Sheriff - FY2020-2021	Sheriff - FY2021-2022	Union - FY2020-2021	Union - FY2021-2022
Adams										
Bond			2.0%		0.0%	0.0%	1.2%	1.5%	1.7%	1.7%
Brown			3.0%	4.0%						
Bureau										
Carroll	3.0%	10.0%	3.0%	16.0%	3.0%	5.0%	3.0%	3.0%	3.0%	
Crawford										
Cumberland	3.0%	3.0%					1.0%	1.0%	2.7%	2.7%
Dewitt	2.0%	2.0%	3.0%	4.0%	3.0%	3.5%	3.0%	3.0%	2.0%	2.0%
Edwards										
Effingham	2.5%	5.0%	2.5%	5.0%	2.5%	5.0%	2.5%	2.5%	2.5%	5.0%
Fayette			2.5%	2.5%	0.0%	0.0%	0.0%	0.0%	2.5%	2.5%
Ford										
Fulton	2.3%	2.5%	3.3%	3.5%	2.0%	2.5%	2.3%	2.5%	3.3%	3.5%
Henry										
Iroquois	2.5%	2.5%	2.7%	2.7%	2.7%	2.7%	4.0%	4.0%	2.5%	3.5%
Johnson			16.0%	8.0%	1.0%	1.0%		26.0%	16.0%	8.0%
Kendall	3.0%	3.0%	2.5%	2.7%	2.5%	2.7%	2.5%	2.7%		
Lee	0.0%	0.0%	0.0%	0.0%	0.0%	0.0%	0.0%	0.0%	0.0%	0.0%
Livingston	2.0%	2.0%	2.0%	10.0%	2.0%	6.0%	2.2%	2.2%	2.2%	2.2%
Logan		40.0%	0.0%	2.0%	0.0%	2.0%	2.5%	2.5%	40.0%	40.0%
Macon										
Madison	2.3%	2.3%	0.0%	0.0%	0.0%	0.0%	2.3%	2.3%	2.3%	2.3%
Marshall										
Mason	2.0%	2.0%	2.0%	2.0%	2.0%	2.0%	2.0%	2.0%	2.0%	2.0%

2022 Statewide Salary & Fringe Benefits Survey

Name of County	Public Works - FY2020-2021	Public Works - FY2021-2022	Administrative Non-Exempt - FY2020-2021	Administrative Non-Exempt - FY2021-2022	Administrative Exempt - FY2020-2021	Administrative Exempt - FY2021-2022	Sheriff - FY2020-2021	Sheriff - FY2021-2022	Union - FY2020-2021	Union - FY2021-2022
Menard	2.0%	2.0%	2.0%	2.0%	2.0%	2.0%	4.0%	4.0%	2.7%	2.7%
Mercer	2.0%	2.0%	2.0%	2.0%	1.0%	1.0%	1.0%	1.0%	2.0%	2.0%
Montgomery										
Ogle			3.0%	3.0%	1.5%	3.0%	1.5%	2.0%	2.7%	2.7%
Pope	0.0%	0.0%	3.0%	3.0%	1.0%	1.0%	1.0%	1.0%	0.0%	0.0%
Putnam	2.0%	2.0%	2.0%	2.0%	2.0%	2.0%	1.0%	1.0%		
Randolph			0.0%	2.0%	0.0%	2.0%	0.0%	0.0%	0.0%	2.0%
Rock Island										
Schuyler										
Stark							0.0%	0.0%	1.0%	10.0%
Stephenson	2.0%	2.7%	2.0%	2.7%	2.0%	2.7%	4.0%	4.0%	2.7%	2.7%
Tazewell			2.0%	3.0%	2.0%	3.0%	1.3%	5.9%	2.0%	0.0%
Union										
Warren										
Wayne										
Whiteside	2.5%						2.5%			
Williamson			2.0%	2.0%	2.0%	2.0%	2.0%	2.0%	2.0%	2.0%
Woodford	3.0%	3.0%	3.0%	35.0%	3.0%	3.0%			3.0%	3.0%
Median	2.2%	2.4%	2.0%	2.7%	2.0%	2.0%	2.0%	2.2%	2.4%	2.5%

Section 2b: Salary Schedule Amounts

2022 Statewide Salary & Fringe Benefits Survey

Elected Official Annualized Salary Schedule

	# Counties	25th Percentile	Median	75th Percentile	Per Diem Median
Board Member	20	\$1,850	\$5,249	\$10,750	\$60
Circuit Clerk	42	\$56,001	\$64,380	\$70,200	*
Committee Chairman	9	\$770	\$2,000	\$3,250	\$60
Coroner/Medical Examiner	39	\$17,583	\$29,793	\$51,900	\$74
County Auditor	12	\$0	\$13,500	\$76,445	*
County Board Chairman	32	\$2,700	\$6,000	\$11,750	\$70
County Clerk	42	\$52,650	\$64,044	\$71,290	*
County Treasurer	42	\$53,747	\$65,223	\$71,290	*
Recorder of Deeds	11	\$0	\$33,548	\$83,537	*
Sheriff	42	\$66,325	\$78,507	\$86,397	*
States Attorney	42	\$142,068	\$146,331	\$183,434	*
Vice-Chairman	12	\$690	\$1,900	\$7,443	\$60

County Board Chairman	# Counties	Part-Time	Full-Time	Elected at Large
	40	73%	5%	45%

2022 Statewide Salary & Fringe Benefits Survey

Administrative Exempt Annualized Salary Schedule

	# Counties	Starting Salary	25th Percentile	Median	75th Percentile
Assistant Director of Health Department	8	\$62,007	\$61,943	\$69,337	\$84,833
County Administrator	13	\$90,459	\$76,999	\$97,500	\$126,387
County Coordinator/Assistant County Administrator	6	\$46,800	\$36,459	\$54,746	\$78,387
Director of Animal Control	29	\$33,372	\$16,686	\$33,775	\$49,653
Director of Building & Zoning	20	\$59,737	\$19,772	\$54,494	\$68,901
Director of Court Services	14	\$63,248	\$69,141	\$81,006	\$92,247
Director of Data Processing	4	*	*	*	*
Director of Health Department	27	\$75,000	\$75,000	\$87,675	\$107,773
Director of Nursing Home	2	*	*	*	*
Director of Parks and Recreation	0	*	*	*	*
Director of Public Transportation	0	*	*	*	*
Director of Purchasing	2	*	*	*	*
Economic Development Director	4	*	*	*	*
Emergency Management Agency Coordinator/Director	31	\$36,500	\$15,000	\$36,500	\$52,780
Emergency Services/9-1-1 Coordinator	23	\$51,355	\$30,000	\$52,800	\$70,239
First Assistant State's Attorney	28	\$68,559	\$65,750	\$79,000	\$92,056
Highway Engineer	39	\$94,053	\$97,800	\$115,297	\$123,729
Human Resources Director	6	\$65,022	\$54,050	\$62,761	\$77,563
Information Technology Director	16	\$61,460	\$67,305	\$72,125	\$93,855
Maintenance Director	17	\$49,901	\$43,781	\$56,821	\$63,873
Public Defender	36	\$149,857	\$64,390	\$126,466	\$165,090
Second Assistant State's Attorney	16	\$58,254	\$53,500	\$61,405	\$74,408
Supervisor of Assessments	40	\$64,500	\$54,138	\$64,671	\$70,671

* insufficient data

Note: Due to differences in sample size/# of participants, the Starting Salary and Percentiles will vary

2022 Statewide Salary & Fringe Benefits Survey

Administrative Nonexempt Annualized Salary Schedule

	# Counties	Minimum Salary	25th Percentile	Median	75th Percentile
Accounting Clerk	15	\$30,940	\$25,740	\$30,940	\$37,193
Administrative Assistant	16	\$37,909	\$31,133	\$37,909	\$50,694
Chief Deputy Circuit Clerk	35	\$41,807	\$31,486	\$41,807	\$50,742
Chief Deputy County Clerk	34	\$38,160	\$31,018	\$38,160	\$49,940
Chief Deputy Recorder	19	\$37,705	\$31,920	\$37,705	\$49,700
Chief Deputy Supervisor Assessments	29	\$38,025	\$31,801	\$38,025	\$47,753
Chief Deputy Treasurer	35	\$35,818	\$31,373	\$35,818	\$45,117
Clerk	13	\$28,080	\$25,643	\$28,080	\$33,801
Executive/Judicial Secretary	17	\$42,606	\$32,849	\$42,606	\$48,973
Facilities Services Manager	2	*	*	*	*
GIS Coordinator	18	\$51,813	\$37,468	\$51,813	\$60,273
IT Support/IT Assistant	12	\$47,195	\$42,859	\$47,195	\$62,577
Legal Secretary	19	\$41,692	\$34,580	\$41,692	\$45,998
Probation Officer	21	\$50,252	\$41,101	\$50,252	\$58,457
Tax Extension Specialist	12	\$32,002	\$25,862	\$32,002	\$47,944
Victim/Witness Assistant	23	\$42,000	\$25,250	\$42,000	\$47,840
Youth Officer	6	\$56,041	\$42,378	\$56,041	\$74,310

* insufficient data

Note: Due to differences in sample size/# of participants, the Starting Salary and Percentiles will vary

2022 Statewide Salary & Fringe Benefits Survey

Administrative Nonexempt Hourly Salary Schedule

	# Counties	Minimum Salary	25th Percentile	Median	75th Percentile
Accounting Clerk	15	\$14.88	\$12.38	\$14.88	\$17.88
Administrative Assistant	16	\$18.23	\$14.97	\$18.23	\$24.37
Chief Deputy Circuit Clerk	35	\$20.10	\$15.14	\$20.10	\$24.40
Chief Deputy County Clerk	34	\$18.35	\$14.91	\$18.35	\$24.01
Chief Deputy Recorder	19	\$18.13	\$15.35	\$18.13	\$23.89
Chief Deputy Supervisor Assessments	29	\$18.28	\$15.29	\$18.28	\$22.96
Chief Deputy Treasurer	35	\$17.22	\$15.08	\$17.22	\$21.69
Clerk	13	\$13.50	\$12.33	\$13.50	\$16.25
Executive/Judicial Secretary	17	\$20.48	\$15.79	\$20.48	\$23.54
Facilities Services Manager	2	*	*	*	*
GIS Coordinator	18	\$24.91	\$18.01	\$24.91	\$28.98
IT Support/IT Assistant	12	\$22.69	\$20.61	\$22.69	\$30.08
Legal Secretary	19	\$20.04	\$16.63	\$20.04	\$22.11
Probation Officer	21	\$24.16	\$19.76	\$24.16	\$28.10
Tax Extension Specialist	12	\$15.39	\$12.43	\$15.39	\$23.05
Victim/Witness Assistant	23	\$20.19	\$12.14	\$20.19	\$23.00
Youth Officer	6	*	\$20.37	\$26.94	\$35.73

* insufficient data

Note: Due to variance in sample size, the minimum and maximum vary statistically

Note: Estimated annual pay divided by 2080 hours

2022 Statewide Salary & Fringe Benefits Survey

Public Works Annualized Salary Schedule

	# Counties	Minimum Salary	25th Percentile	Median	75th Percentile
Building Inspector	4	*	*	*	*
Civil Engineer	7	\$84,456	\$76,200	\$84,456	\$105,900
Custodian/Housekeeper	20	\$30,555	\$26,661	\$30,555	\$34,251
Engineering Technician III	12	\$58,105	\$52,693	\$58,105	\$63,196
Equipment Operator	1	*	*	*	*
Highway Foreman	30	\$60,434	\$50,997	\$60,434	\$67,836
Highway Maintenance	22	\$51,272	\$44,384	\$51,272	\$56,784
Labor Foreman	3	*	*	*	*
Laborer	7	\$35,172	\$34,195	\$35,172	\$47,000
Maintenance Mechanic	7	\$47,840	\$43,805	\$47,840	\$61,568
Maintenance Worker I	8	\$43,680	\$39,905	\$43,680	\$48,324
Maintainer II	4	*	*	*	*
Mechanic	9	\$53,581	\$41,018	\$53,581	\$58,095
Nurse RN	23	\$49,920	\$41,246	\$49,920	\$55,744
Operator II	1	*	*	*	*
Sanitarian	10	\$50,311	\$45,804	\$50,311	\$57,928

* insufficient data

Note: Due to differences in sample size/# of participants, the Starting Salary and Percentiles will vary

2022 Statewide Salary & Fringe Benefits Survey

Public Works Hourly Salary Schedule

	# Counties	Starting Wage	25th Percentile	Median	75th Percentile
Building Inspector	4	*	*	*	*
Civil Engineer	7	\$40.60	\$36.63	\$40.60	\$50.91
Custodian/Housekeeper	20	\$14.69	\$12.82	\$14.69	\$16.47
Engineering Technician III	12	\$27.93	\$25.33	\$27.93	\$30.38
Equipment Operator	1	*	*	*	*
Highway Foreman	30	\$29.05	\$24.52	\$29.05	\$32.61
Highway Maintenance	22	\$24.65	\$21.34	\$24.65	\$27.30
Labor Foreman	3	*	*	*	*
Laborer	7	\$16.91	\$16.44	\$16.91	\$22.60
Maintenance Mechanic	7	\$23.00	\$21.06	\$23.00	\$29.60
Maintenance Worker I	8	\$21.00	\$19.19	\$21.00	\$23.23
Maintainer II	4	*	*	*	*
Mechanic	9	\$25.76	\$19.72	\$25.76	\$27.93
Nurse RN	23	\$24.00	\$19.83	\$24.00	\$26.80
Operator II	1	*	*	*	*
Sanitarian	10	\$24.19	\$22.02	\$24.19	\$27.85

* insufficient data

Note: Due to differences in sample size/# of participants, the Starting Salary and Percentiles will vary

Note: Estimated annual pay divided by 2080 hours

2022 Statewide Salary & Fringe Benefits Survey

Sheriff/Police Annualized Salary Schedule

	# Counties	Starting Salary	25th Percentile	Median	75th Percentile
Bailiff	21	\$16,432	\$10,434	\$16,432	\$40,577
Chief Deputy Sheriff	29	\$71,154	\$60,645	\$71,154	\$82,240
Commander	3	*	*	*	*
Control Room Operator	2	*	*	*	*
Cook	5	\$45,802	\$27,742	\$45,802	\$54,232
Correctional Officer	24	\$51,303	\$42,418	\$51,303	\$54,697
Deputy Sheriff Captain	5	\$71,203	\$53,010	\$71,203	\$91,806
Deputy Sheriff Investigator	19	\$65,049	\$59,633	\$65,049	\$72,346
Deputy Sheriff Patrol Deputy	22	\$56,025	\$48,221	\$56,025	\$62,073
Deputy Sheriff Sergeant	20	\$68,692	\$61,721	\$68,692	\$77,132
Deputy Sheriff Telecommunications Officer	16	\$48,668	\$39,635	\$48,668	\$53,131
Sheriff Lieutenant	11	\$70,720	\$64,958	\$70,720	\$84,427

* insufficient data

Note: Due to differences in sample size/# of participants, the Starting Salary and Percentiles will vary

2022 Statewide Salary & Fringe Benefits Survey

Sheriff/Police Hourly Salary Schedule

	# Counties	Starting Wage	25th Percentile	Median	75th Percentile
Bailiff	21	*	*	*	*
Chief Deputy Sheriff	29	\$34.21	\$29.16	\$34.21	\$39.54
Commander	3	*	*	*	*
Control Room Operator	2	*	*	*	*
Cook	5	\$22.02	\$13.34	\$22.02	\$26.07
Correctional Officer	24	\$24.66	\$20.39	\$24.66	\$26.30
Deputy Sheriff Captain	5	\$34.23	\$25.49	\$34.23	\$44.14
Deputy Sheriff Investigator	19	\$31.27	\$28.67	\$31.27	\$34.78
Deputy Sheriff Patrol Deputy	22	\$26.93	\$23.18	\$26.93	\$29.84
Deputy Sheriff Sergeant	20	\$33.03	\$29.67	\$33.03	\$37.08
Deputy Sheriff Telecommunications Officer	16	\$23.40	\$19.06	\$23.40	\$25.54
Sheriff Lieutenant	11	\$34.00	\$31.23	\$34.00	\$40.59

* insufficient data

Note: Due to differences in sample size/# of participants, the Starting Salary and Percentiles will vary

Note: Estimated annual pay divided by 2080 hours

Section 3: Fringe Benefits

2022 Statewide Salary & Fringe Benefits Survey

Holiday Schedule

Holidays	Administrative Exempt	Administrative Non-Exempt	Public Works	Sheriff Department
New Year's Day	100%	95%	93%	85%
Martin Luther King Day	93%	88%	80%	78%
Lincoln's Birthday	70%	65%	60%	55%
President's Day	95%	90%	88%	80%
Pulaski Day	3%	0%	0%	0%
Good Friday	88%	83%	83%	75%
Memorial Day	100%	95%	93%	85%
Independence Day	100%	95%	93%	85%
Labor Day	100%	95%	93%	85%
Election Day	73%	68%	60%	50%
Columbus Day	98%	93%	85%	78%
Veteran's Day	100%	95%	93%	85%
Thanksgiving	100%	95%	93%	85%
Thanksgiving Friday	100%	95%	93%	85%
Christmas Eve	63%	60%	58%	55%
Christmas Day	100%	95%	93%	85%
New Year's Eve	38%	35%	33%	35%
Floating Holiday	15%	15%	13%	15%

2022 Statewide Salary & Fringe Benefits Survey

Vacation Schedule

Administrative Exempt Vacation Schedule

Vacation	Initial	2nd Tier	3rd Tier
Less than 1 week	14%	4%	4%
1 week	38%	8%	0%
2 weeks	41%	42%	8%
3 weeks	7%	38%	42%
4 weeks	0%	8%	33%
5 weeks	0%	0%	13%
Greater than 5 weeks	0%	0%	0%
<i># of Counties</i>	29	24	24

Public Works Vacation Schedule

Vacation	Initial	2nd Tier	3rd Tier
Less than 1 week	8%	0%	0%
1 week	40%	5%	0%
2 weeks	48%	48%	5%
3 weeks	4%	43%	43%
4 weeks	0%	5%	48%
5 weeks	0%	0%	5%
Greater than 5 weeks	0%	0%	0%
<i># of Counties</i>	25	21	21

Administrative Non-Exempt Vacation Schedule

Vacation	Initial	2nd Tier	3rd Tier
Less than 1 week	6%	0%	0%
1 week	42%	7%	0%
2 weeks	45%	44%	11%
3 weeks	6%	41%	41%
4 weeks	0%	7%	41%
5 weeks	0%	0%	7%
Greater than 5 weeks	0%	0%	0%
<i># of Counties</i>	33	27	27

Sheriff's Department Vacation Schedule

Vacation	Initial	2nd Tier	3rd Tier
Less than 1 week	12%	0%	0%
1 week	39%	7%	0%
2 weeks	42%	48%	7%
3 weeks	6%	41%	45%
4 weeks	0%	3%	45%
5 weeks	0%	0%	3%
Greater than 5 weeks	0%	0%	0%
<i># of Counties</i>	33	29	29

2022 Statewide Salary & Fringe Benefits Survey

Conversion

Status	Paid out in Full	Prorated Pay Out	Not Paid
Retirement	77%	20%	9%
Honorable Separation	74%	21%	6%
Discharge/Termination	65%	18%	18%

Note: Can have multiple methods

Sick Leave/Basis for Using Sick Leave

	Administrative Exempt	Administrative Non-Exempt	Public Works	Sheriff
Average Days per Year	11	12	13	12
Maximum Days Accumulated	62	61	64	64
<i>Personal Illness</i>	100%	100%	100%	100%
Family Death	52%	52%	50%	52%
<i>Funeral Relative</i>	52%	56%	58%	56%
Job Injury	37%	37%	33%	37%
<i># of Counties</i>	27	27	24	27

2022 Statewide Salary & Fringe Benefits Survey

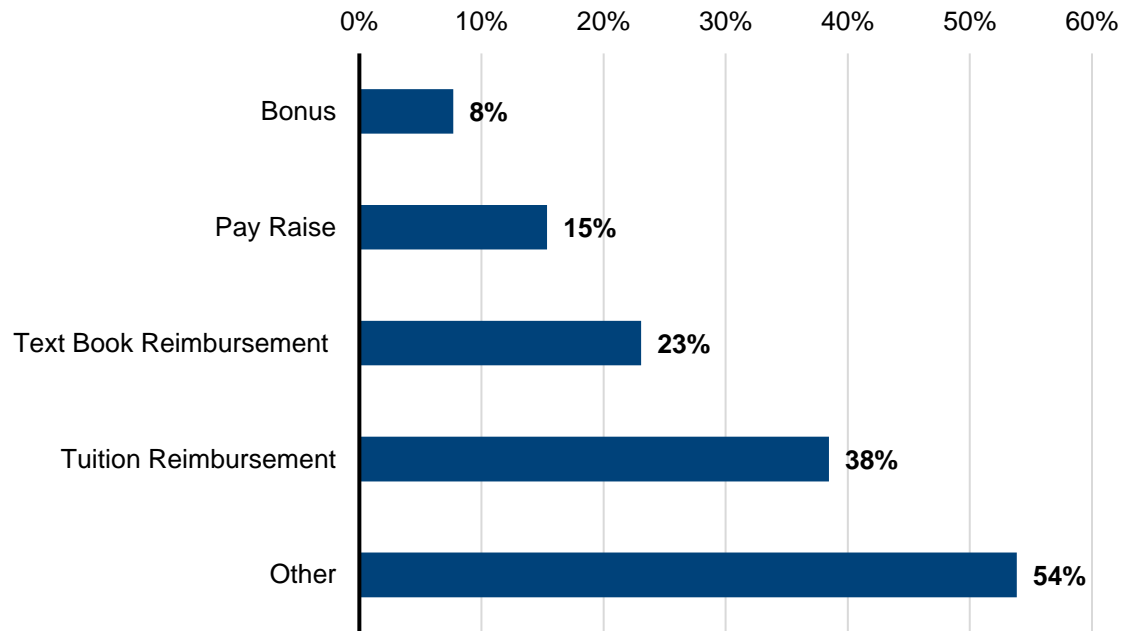
Rate of Pay Multiplier Currently Utilized

	Administrative Exempt	Administrative Non-Exempt	Public Works	Sheriff
Over 8 Hours				
1.5	33%	28%	48%	42%
2	0%	0%	0%	0%
2.5	0%	0%	0%	0%
Over 40 Hours				
1.5	92%	100%	76%	81%
2	0%	0%	0%	0%
2.5	0%	0%	0%	0%
Cash Method	*	80%	100%	85%
Comp Method	*	80%	63%	85%
Max Comp Accrual	*	*	*	64

* insufficient data

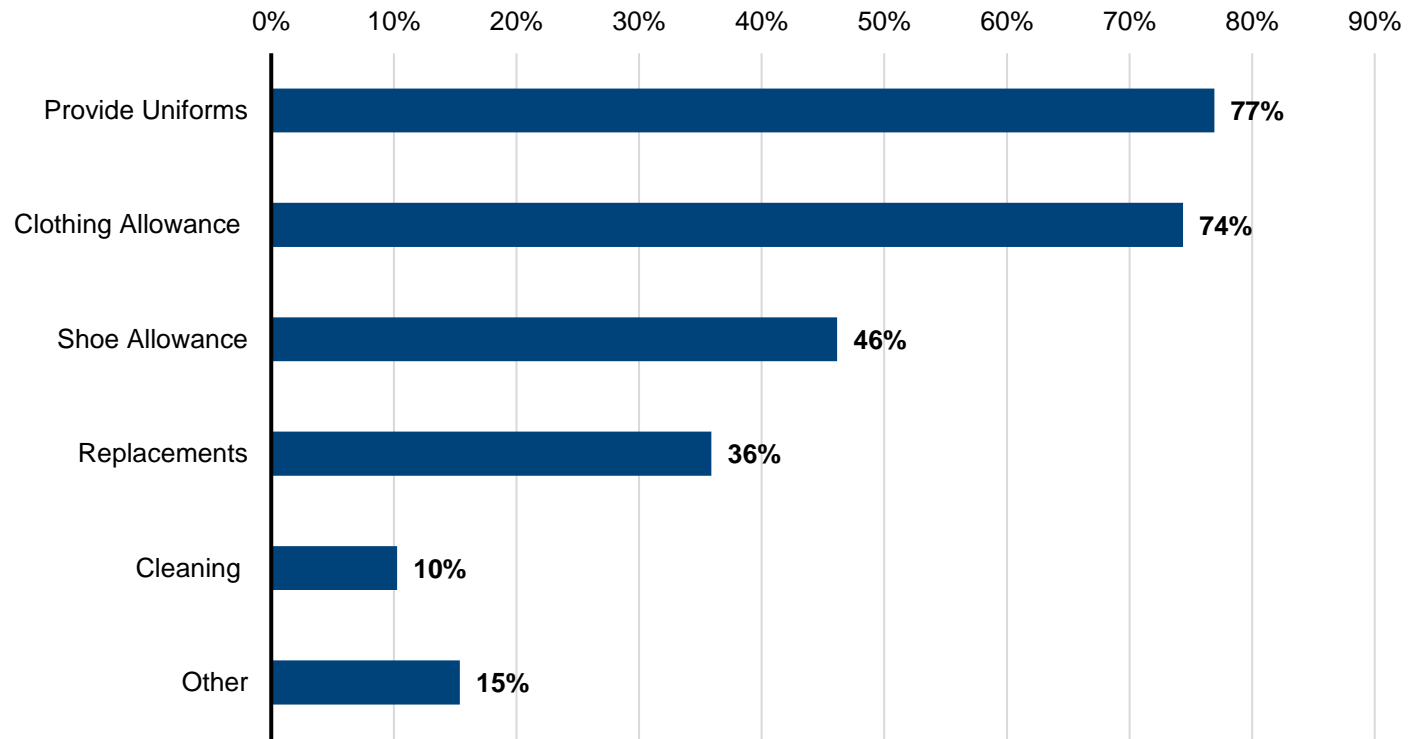
2022 Statewide Salary & Fringe Benefits Survey

Education Benefits



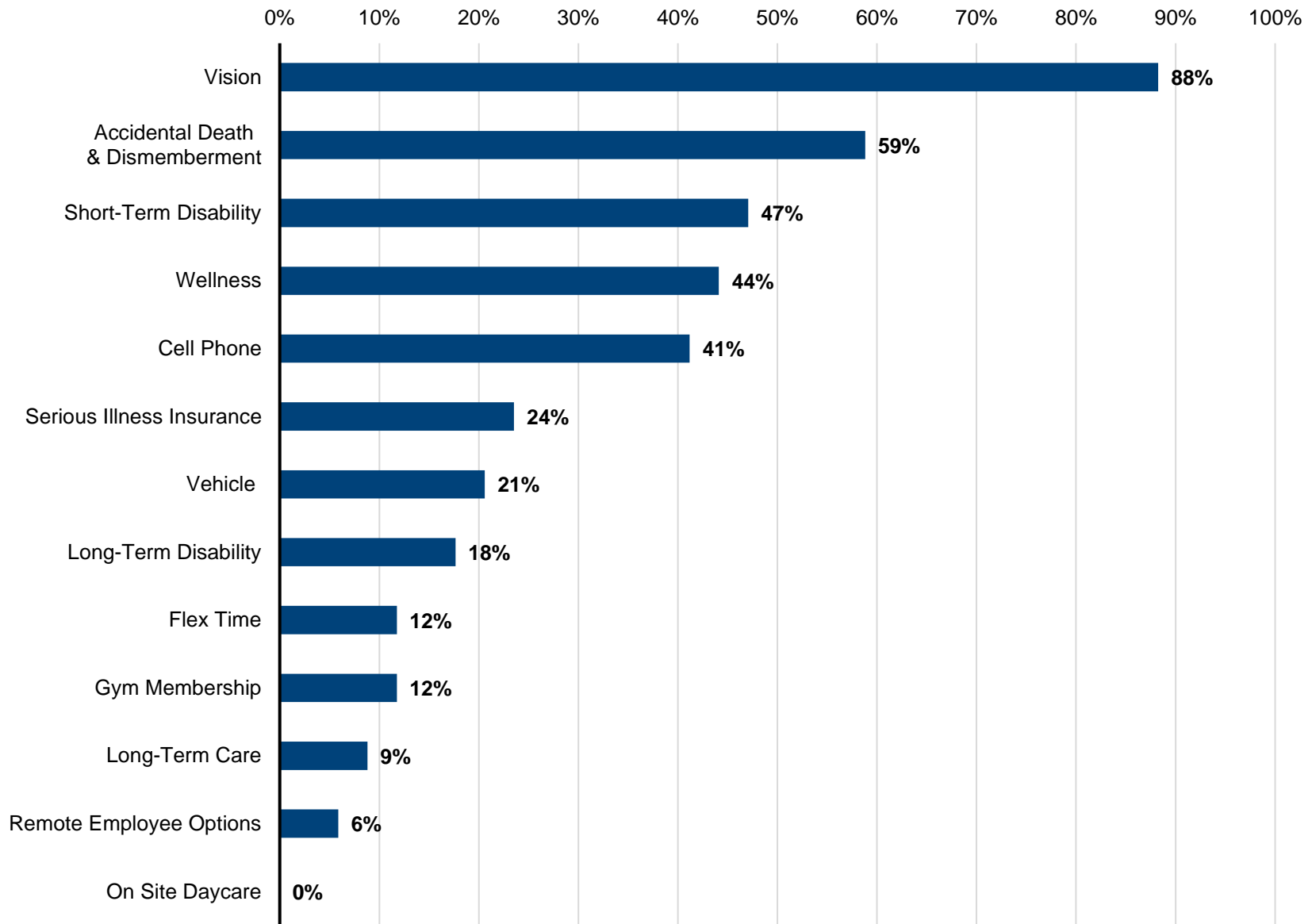
2022 Statewide Salary & Fringe Benefits Survey

Clothing Benefits



2022 Statewide Salary & Fringe Benefits Survey

Other Benefits



Section 4: Insurance

2022 Statewide Salary & Fringe Benefits Survey

Life Insurance

	% Paid by County	Value of Coverage
Average	94%	\$17,097
Median	100%	\$15,000
# of Counties	31	31
Carrier		
Dearborn National/Fort Dearborn		7
Standard Life		5
BlueCross Blue Shield		3
Kansas City Life		2
Mutual of Omaha		2
MetLife		2
Guardian Life		2
NCPERS		2
Varies		2
Physician Mutual		1
Principal		1
Symetra		1
Humana		1

2022 Statewide Salary & Fringe Benefits Survey

Dental Insurance

	Single Employer Costs	Single Employee Costs	Family Employer Costs	Family Employee Costs
Average	\$17	\$15	\$23	\$71
Median	\$20	\$6	\$0	\$76
Plan Type		Plan Type		
PPO	90%		89%	
HMO	10%		11%	
HDHP	0%		0%	
Insured		Insured		
Fully-Insured	76%		76%	
Self-Insured	24%		24%	
# of Counties	26		26	

Single	
Carrier	
BlueCross Blue Shield	8
Delta Dental	7
Included with Medical	2
MetLife	2
Health Alliance	1
Healthlink	1
CIGNA	1
IPMG	1
Guardian	1
Humana	1
Principal	1

Family	
Carrier	
BlueCross Blue Shield	7
Delta Dental	7
Included with Medical	2
MetLife	2
Health Alliance	1
Healthlink	1
CIGNA	1
IPMG	1
Guardian	1
Humana	1
Principal	1

2022 Statewide Salary & Fringe Benefits Survey

Health Insurance

	Single Employer Costs	Single Employee Costs	Family Employer Costs	Family Employee Costs
Average	\$622	\$143	\$900	\$943
Median	\$630	\$88	\$807	\$846
Plan Type		Plan Type		
PPO	82%		86%	
HMO	12%		7%	
HDHP	6%		7%	
Insured		Insured		
Fully-Insured	69%		71%	
Self-Insured	31%		29%	
# of Counties	39		33	

Single	
Carrier	
BlueCross Blue Shield	14
Health Alliance	6
Hope Trust	6
Healthlink	2
United HealthCare	2
UMR	2
Aetna	1
CIGNA	1
IPMG	1

Family	
Carrier	
BlueCross Blue Shield	12
Health Alliance	6
Hope Trust	5
Healthlink	2
UMR	2
United HealthCare	1
Aetna	1
CIGNA	1
IPMG	1

2022 Statewide Salary & Fringe Benefits Survey

Health Insurance Amounts

Name of County	Single: Employer Cost	Single: Employee Cost	Single: Plan Type	Single: Insured	Family: Employer Cost	Family: Employee Cost	Family: Plan Type	Family: Insured
Adams								
Bond	\$817	\$40	HDHP	Fully-Insured	\$817	\$1,228	HDHP	Fully-Insured
Brown	\$475	\$161	PPO	Fully-Insured	\$1,381	\$433	PPO	Fully-Insured
Bureau	\$549	\$247	PPO	Fully-Insured	\$549	\$2,342	PPO	Fully-Insured
Carroll	\$621	\$71	PPO	Fully-Insured				
Crawford	\$807	\$50			\$807	\$1,235		
Cumberland	\$630	\$210			\$630	\$1,352		
Dewitt	\$480	\$96	PPO	Fully-Insured	\$480	\$1,061	PPO	Fully-Insured
Edwards	\$720	\$180		Fully-Insured				
Effingham	\$646	\$43	PPO	Fully-Insured	\$646	\$1,362	PPO	Fully-Insured
Fayette	\$459	\$24	PPO	Fully-Insured	\$0	\$1,925	PPO	Fully-Insured
Ford	\$795	\$88	HMO		\$0	\$2,001	HMO	
Fulton	\$497	\$213	PPO	Fully-Insured	\$1,234	\$529	PPO	Fully-Insured
Henry	\$232	\$46	PPO	Self-Insured	\$232	\$265	PPO	Self-Insured
Iroquois	\$421	\$140	PPO		\$888	\$888	PPO	
Johnson	\$712	\$0	PPO	Self-Insured			PPO	Self-Insured
Kendall	\$553	\$61	HMO	Fully-Insured	\$1,046	\$492	HMO	Fully-Insured
Lee	\$263	\$87	PPO	Fully-Insured	\$769	\$256	PPO	Fully-Insured
Livingston	\$578	\$144	PPO	Fully-Insured	\$578	\$1,107	PPO	Fully-Insured
Logan	\$500	\$0	HDHP	Fully-Insured	\$0	\$678	HDHP	Fully-Insured
Macon	\$572	\$190	PPO	Fully-Insured	\$1,594	\$531	PPO	Fully-Insured
Madison	\$323	\$0	PPO	Self-Insured	\$323	\$458	PPO	Self-Insured
Marshall	\$692	\$85	PPO					
Mason				Self-Insured				Self-Insured

2022 Statewide Salary & Fringe Benefits Survey

Name of County	Single: Employer Cost	Single: Employee Cost	Single: Plan Type	Single: Insured	Family: Employer Cost	Family: Employee Cost	Family: Plan Type	Family: Insured
Menard	\$593	\$254			\$593	\$1,433		
Mercer	\$675	\$0	PPO	Fully-Insured	\$2,098	\$0	PPO	Fully-Insured
Montgomery	\$538	\$119	PPO	Fully-Insured	\$1,057	\$769	PPO	Fully-Insured
Ogle	\$795	\$298	PPO	Self-Insured	\$2,025	\$708	PPO	Self-Insured
Pope	\$760	\$258	PPO	Fully-Insured				
Putnam	\$845	\$211	HMO	Fully-Insured	\$2,095	\$524	PPO	Fully-Insured
Randolph	\$764	\$25	PPO		\$0	\$1,416	PPO	
Rock Island	\$584	\$82	PPO	Self-Insured	\$1,433	\$290	PPO	Self-Insured
Schuyler	\$719	\$227	HMO	Self-Insured				
Stark								
Stephenson	\$589	\$294	PPO	Fully-Insured	\$1,692	\$846	PPO	Fully-Insured
Tazewell	\$942	\$195	PPO	Self-Insured	\$1,602	\$649	PPO	Fully-Insured
Union	\$911	\$70	PPO	Fully-Insured	\$911	\$1,437	PPO	Fully-Insured
Warren	\$806	\$76	PPO	Fully-Insured	\$0	\$970	PPO	Fully-Insured
Wayne	\$714	\$0	PPO	Fully-Insured	\$714	\$990	PPO	Fully-Insured
Whiteside	\$825	\$146	PPO	Self-Insured	\$1,680	\$720	PPO	Self-Insured
Williamson	\$109	\$1,044			\$500	\$1,653		
Woodford	\$763	\$85		Self-Insured	\$1,337	\$574		Self-Insured

2022 Statewide Salary & Fringe Benefits Survey

Dental Insurance Amounts

Name of County	Single: Employer Cost (\$)	Single: Employee Cost (\$)	Single: Plan Type	Single: Insured	Family: Employer Cost (\$)	Family: Employee Cost (\$)	Family: Plan Type	Family: Insured
Adams								
Bond	\$26	\$0		Fully-Insured	\$26	\$68		Fully-Insured
Brown	\$0	\$38			\$0	\$154		
Bureau	\$0	\$22	PPO	Fully-Insured	\$0	\$90	PPO	Fully-Insured
Carroll								
Crawford	\$0	\$35			\$0	\$122		
Cumberland								
Dewitt	\$0	\$14	PPO	Fully-Insured	\$0	\$58	PPO	Fully-Insured
Edwards								
Effingham	\$0	\$33	PPO	Fully-Insured	\$0	\$133	PPO	Fully-Insured
Fayette	\$26	\$2	PPO	Fully-Insured	\$0	\$108	PPO	Fully-Insured
Ford	\$23	\$2	HMO		\$0	\$69	HMO	
Fulton	\$15	\$6	PPO	Fully-Insured	\$43	\$18	PPO	Fully-Insured
Henry								
Iroquois	\$0	\$30			\$0	\$89		
Johnson	\$23	\$0	PPO	Fully-Insured	\$0	\$51	PPO	Fully-Insured
Kendall	\$39	\$0	PPO	Fully-Insured	\$72	\$32	PPO	Fully-Insured
Lee	\$9	\$3			\$36	\$12		
Livingston	\$21	\$5	PPO	Fully-Insured	\$21	\$82	PPO	Fully-Insured
Logan	\$36	\$36	PPO	Fully-Insured	\$0	\$103	PPO	Fully-Insured
Macon	\$0	\$29	PPO	Fully-Insured	\$0	\$91	PPO	Fully-Insured
Madison	\$0	\$25	PPO	Self-Insured	\$0	\$84	PPO	Self-Insured
Marshall			PPO					

2022 Statewide Salary & Fringe Benefits Survey

Name of County	Single: Employer Cost (\$)	Single: Employee Cost (\$)	Single: Plan Type	Single: Insured	Family: Employer Cost (\$)	Family: Employee Cost (\$)	Family: Plan Type	Family: Insured
Mason				Self-Insured				Self-Insured
Menard								
Mercer	\$38	\$0	PPO	Fully-Insured	\$141	\$0	PPO	Fully-Insured
Montgomery	\$27	\$0		Fully-Insured	\$20	\$0		Fully-Insured
Ogle								
Pope								
Putnam								
Randolph	\$39	\$0			\$0	\$114		
Rock Island	\$0	\$33	PPO	Fully-Insured	\$0	\$112	PPO	Fully-Insured
Schuyler	\$0	\$56	HMO		\$0	\$148	HMO	
Stark								
Stephenson	\$25	\$12	PPO	Fully-Insured	\$92	\$46	PPO	Fully-Insured
Tazewell	\$35	\$0	PPO	Self-Insured	\$56	\$21	PPO	Self-Insured
Union	\$19	\$0	PPO	Fully-Insured	\$19	\$20	PPO	Fully-Insured
Warren								
Wayne								
Whiteside			PPO	Self-Insured			PPO	Self-Insured
Williamson								
Woodford	\$43	\$5		Self-Insured	\$70	\$27		Self-Insured

Appendix A: Supplemental Information

2022 Statewide Salary & Fringe Benefits Survey

Name of County	Board Member - Annualized Salary	Board Member - Per Diem	Circuit Clerk - Annualized Salary	Circuit Clerk - Per Diem	Committee Chairman - Annualized Salary	Committee Chairman - Per Diem	Coroner/ Medical Examiner - Annualized Salary	Coroner/ Medical Examiner - Per Diem	County Auditor - Annualized Salary	County Auditor - Per Diem
Adams	\$3,796		\$64,279		\$3,796		\$53,312			
Bond	\$6,701		\$62,800				\$18,800			
Brown			\$37,000					\$100		
Bureau		\$25	\$69,508			\$25	\$47,277			
Carroll		\$60	\$63,338				\$19,627			
Crawford		\$125	\$60,667			\$75	\$21,993			
Cumberland		\$75	\$44,602				\$17,212			
Dewitt	\$1,000	\$87	\$60,300		\$1,000	\$87	\$21,500		\$48,750	
Edwards	\$8,033	\$0	\$38,567				\$15,293			
Effingham		\$70	\$69,001			\$70	\$47,000			
Fayette	\$1,080	\$50	\$57,399	\$2,207			\$29,000	\$1,115		
Ford		\$65	\$59,000			\$65	\$23,000			
Fulton		\$25	\$63,001				\$46,000			
Henry		\$60	\$68,500		\$3,000					
Iroquois		\$35	\$64,750			\$35	\$42,370			
Johnson	\$11,000		\$49,277				\$12,250		\$0	
Kendall	\$17,500	\$0	\$91,554	\$0			\$67,974	\$0		
Lee		\$60	\$65,762			\$60	\$42,200		\$0	\$0
Livingston		\$45	\$70,800			\$45	\$56,000			
Logan		\$60	\$65,500			\$65	\$33,300			
Macon	\$2,000		\$83,536		\$2,000		\$83,537		\$83,537	
Madison	\$14,497		\$116,772				\$116,730		\$118,272	
Marshall	\$2,076		\$57,142				\$23,126			
Mason		\$60	\$72,760				\$25,000		\$0	\$0

2022 Statewide Salary & Fringe Benefits Survey

Name of County	Board Member - Annualized Salary	Board Member - Per Diem	Circuit Clerk - Annualized Salary	Circuit Clerk - Per Diem	Committee Chairman - Annualized Salary	Committee Chairman - Per Diem	Coroner/ Medical Examiner - Annualized Salary	Coroner/ Medical Examiner - Per Diem	County Auditor - Annualized Salary	County Auditor - Per Diem
Menard	\$8,000		\$62,338				\$3,000			
Mercer	\$0	\$38	\$50,715	\$0			\$17,583	\$0	\$0	\$0
Montgomery		\$60	\$67,337		\$500	\$60	\$31,667			
Ogle	\$1,800	\$50	\$86,993		\$1,800	\$50	\$72,824			
Pope	\$10,000		\$44,225				\$6,500		\$0	
Putnam			\$50,852					\$200	\$27,000	
Randolph	\$42,000		\$70,000				\$61,000			
Rock Island	\$2,400		\$92,150		\$3,500		\$92,150		\$92,150	
Schuyler			\$46,473				\$16,532			
Stark			\$44,704				\$9,450		\$0	
Stephenson		\$80	\$64,480		\$2,000	\$80	\$40,560			
Tazewell	\$2,400	\$60	\$96,777				\$79,092		\$55,168	
Union	\$8,659		\$64,946				\$14,000			
Warren		\$35	\$57,316			\$35	\$23,500			
Wayne	\$540		\$52,579	\$144	\$540		\$17,080	\$47		
Whiteside		\$60	\$82,500			\$60	\$51,900			
Williamson	\$71,227		\$88,840				\$44,718			
Woodford		\$50	\$67,346			\$75	\$29,793			

2022 Statewide Salary & Fringe Benefits Survey

Name of County	County Board Chairman - Annualized Salary	County Board Chairman - Per Diem	County Clerk - Annualized Salary	County Clerk - Per Diem	County Treasurer - Annualized Salary	County Treasurer - Per Diem	Recorder of Deeds - Annualized Salary	Recorder of Deeds - Per Diem	Sheriff - Annualized Salary	Sheriff - Per Diem
Adams	\$5,850		\$66,581		\$62,111				\$81,693	
Bond	\$8,219		\$62,800		\$62,800				\$66,500	
Brown	\$0	\$0	\$37,000		\$37,000		\$0		\$51,335	
Bureau	\$8,000		\$69,508		\$69,508				\$82,200	
Carroll	\$2,600		\$63,338		\$63,338				\$74,233	
Crawford		\$275	\$60,667		\$60,667				\$72,672	
Cumberland	\$500	\$75	\$44,602		\$44,602				\$57,433	
Dewitt	\$5,000	\$87	\$66,000		\$66,000				\$79,500	
Edwards			\$38,567		\$38,567				\$52,895	
Effingham		\$85	\$69,001		\$69,001				\$78,925	
Fayette	\$3,600	\$300	\$54,105	\$2,080	\$54,105	\$2,080			\$65,200	\$2,507
Ford	\$625	\$65	\$59,000		\$59,000				\$73,000	
Fulton		\$30	\$62,000		\$68,369				\$95,944	
Henry			\$77,960		\$75,485				\$87,586	
Iroquois	\$4,800	\$35	\$64,750		\$64,000				\$78,500	
Johnson	\$11,000		\$52,025		\$45,904		\$0		\$48,454	
Kendall	\$21,700	\$0	\$102,934	\$0	\$102,934	\$0			\$128,604	\$0
Lee	\$6,000	\$60	\$65,762		\$65,762				\$78,513	
Livingston		\$80	\$70,800		\$70,800				\$86,000	
Logan		\$75	\$65,500		\$65,500				\$80,000	
Macon	\$14,560		\$90,666		\$87,955		\$83,537		\$112,000	
Madison	\$109,411		\$110,111		\$110,111		\$110,111		\$114,115	
Marshall	\$5,065		\$57,142		\$57,142				\$71,407	
Mason		\$70	\$72,760		\$72,760				\$84,930	

2022 Statewide Salary & Fringe Benefits Survey

Name of County	County Board Chairman - Annualized Salary	County Board Chairman - Per Diem	County Clerk - Annualized Salary	County Clerk - Per Diem	County Treasurer - Annualized Salary	County Treasurer - Per Diem	Recorder of Deeds - Annualized Salary	Recorder of Deeds - Per Diem	Sheriff - Annualized Salary	Sheriff - Per Diem
Menard	\$8,000		\$59,980		\$67,980				\$72,099	
Mercer	\$8,930	\$0	\$51,207	\$0	\$51,207	\$0	\$0	\$0	\$55,357	\$0
Montgomery	\$6,000		\$67,857		\$67,857				\$78,547	
Ogle	\$4,800	\$50	\$86,993		\$86,993				\$95,693	
Pope	\$0		\$44,225		\$44,225		\$0		\$53,972	
Putnam			\$51,361		\$51,361				\$71,226	
Randolph	\$43,600		\$66,000		\$70,000				\$84,000	
Rock Island	\$22,000		\$94,000		\$94,000		\$92,150		\$104,200	
Schuyler	\$600		\$52,673		\$52,673				\$58,797	
Stark	\$0		\$40,000		\$45,480		\$0		\$60,000	
Stephenson	\$8,000	\$80	\$62,992		\$59,618				\$77,617	
Tazewell	\$29,220		\$89,798		\$88,135				\$121,253	
Union	\$8,659		\$64,946		\$64,946				\$67,381	
Warren	\$12,000		\$57,316		\$57,316				\$71,813	
Wayne	\$540		\$52,579	\$144	\$52,579	\$144	\$52,579	\$144	\$65,800	\$180
Whiteside	\$3,000	\$60	\$82,500		\$82,500		\$82,500		\$105,000	
Williamson	\$73,728		\$87,979		\$87,979				\$88,840	
Woodford		\$75	\$37,346		\$67,346		\$33,548		\$83,221	

2022 Statewide Salary & Fringe Benefits Survey

Name of County	States Attorney - Annualized Salary	States Attorney - Per Diem	Vice-Chairman - Annualized Salary	Vice-Chairman - Per Diem
Adams	\$183,434		\$3,796	
Bond	\$142,068			
Brown	\$142,068			
Bureau	\$183,472			\$25
Carroll	\$142,068			
Crawford	\$142,068			
Cumberland	\$142,068			
Dewitt	\$146,331		\$1,000	\$87
Edwards	\$142,068			
Effingham	\$182,546			\$70
Fayette	\$142,068	\$5,464		
Ford	\$142,068			\$65
Fulton	\$183,435			
Henry	\$183,484			
Iroquois	\$142,068		\$960	\$35
Johnson	\$142,068		\$11,000	
Kendall	\$178,870	\$0		
Lee	\$183,434			\$60
Livingston	\$183,434			\$45
Logan	\$183,434			\$70
Macon	\$183,434		\$2,000	
Madison	\$183,434		\$14,497	
Marshall	\$143,843		\$3,039	
Mason	\$142,068			

2022 Statewide Salary & Fringe Benefits Survey

Name of County	States Attorney - Annualized Salary	States Attorney - Per Diem	Vice-Chairman - Annualized Salary	Vice-Chairman - Per Diem
Menard	\$138,500			
Mercer	\$142,068	\$0		
Montgomery	\$183,434			
Ogle	\$183,434		\$1,800	\$50
Pope	\$142,068			
Putnam	\$142,069			
Randolph	\$188,000			
Rock Island	\$184,140			
Schuyler	\$146,330			
Stark	\$142,068			
Stephenson	\$183,434		\$600	\$80
Tazewell	\$173,745			
Union	\$142,068		\$8,659	
Warren	\$138,603			\$35
Wayne	\$142,068	\$389	\$540	
Whiteside	\$183,434		\$600	\$60
Williamson	\$178,960			
Woodford	\$184,178			\$75

2022 Statewide Salary & Fringe Benefits Survey

Assistant Director of Health Department

Name of County	Avg. # of Weekly Hrs Worked in Job	Current Salary	Starting Salary	Maximum Salary	Status	Merit Increase	Longevity Increase	COLA
Adams	40	\$61,921			Exempt	-	-	X
Bond	35	\$62,007	\$62,007		Exempt	-	X	-
Brown						-	-	-
Bureau	40	\$72,113			Exempt	-	-	X
Carroll						-	-	-
Crawford						-	-	-
Cumberland						-	-	-
Dewitt						-	-	-
Edwards						-	-	-
Effingham						-	-	-
Fayette						-	-	-
Ford						-	-	-
Fulton						-	-	-
Henry						-	-	-
Iroquois						-	-	-
Johnson						-	-	-
Kendall						-	-	-
Lee						-	-	-
Livingston						-	-	-
Logan	35	\$61,194	\$53,497		Exempt	X	-	-
Macon	35	\$86,969			Exempt	-	-	-
Madison	40	\$90,626	\$87,630	\$90,626	Non-Exempt	-	X	-
Marshall						-	-	-
Mason						-	-	-

2022 Statewide Salary & Fringe Benefits Survey

Assistant Director of Health Department

Name of County	Avg. # of Weekly Hrs Worked in Job	Current Salary	Starting Salary	Maximum Salary	Status	Merit Increase	Longevity Increase	COLA
Menard						-	-	-
Mercer						-	-	-
Montgomery	40	\$78,425			Exempt	-	-	-
Ogle						-	-	-
Pope						-	-	-
Putnam						-	-	-
Randolph						-	-	-
Rock Island						-	-	-
Schuyler						-	-	-
Stark						-	-	-
Stephenson						-	-	-
Tazewell						-	-	-
Union						-	-	-
Warren						-	-	-
Wayne						-	-	-
Whiteside	40	\$66,560			Exempt	-	-	X
Williamson						-	-	-
Woodford						-	-	-

2022 Statewide Salary & Fringe Benefits Survey

County Administrator

Name of County	Avg. # of Weekly Hrs Worked in Job	Current Salary	Starting Salary	Maximum Salary	Status	Merit Increase	Longevity Increase	COLA
Adams						-	-	-
Bond						-	-	-
Brown						-	-	-
Bureau		\$75,968			Exempt	-	-	-
Carroll	40	\$97,528			Exempt	X	-	-
Crawford						-	-	-
Cumberland						-	-	-
Dewitt	42	\$73,924			Exempt	X	-	-
Edwards						-	-	-
Effingham						-	-	-
Fayette						-	-	-
Ford						-	-	-
Fulton						-	-	-
Henry		\$83,689	\$72,500			-	-	-
Iroquois						-	-	-
Johnson						-	-	-
Kendall		\$138,502			Exempt	X	-	-
Lee	40	\$97,500			Exempt	-	-	-
Livingston						-	-	-
Logan						-	-	-
Macon						-	-	-
Madison	40	\$120,016	\$98,010	\$120,016	Non-Exempt	X	-	-
Marshall						-	-	-
Mason						-	-	-

2022 Statewide Salary & Fringe Benefits Survey

County Administrator

Name of County	Avg. # of Weekly Hrs Worked in Job	Current Salary	Starting Salary	Maximum Salary	Status	Merit Increase	Longevity Increase	COLA
Menard						-	-	-
Mercer						-	-	-
Montgomery	40	\$62,605			Exempt	-	-	-
Ogle						-	-	-
Pope						-	-	-
Putnam						-	-	-
Randolph						-	-	-
Rock Island	40	\$132,757	\$115,000		Exempt	-	-	-
Schuyler						-	-	-
Stark						-	-	-
Stephenson	40	\$78,030	\$75,000		Exempt	X	-	-
Tazewell	40	\$146,477	\$120,000		Exempt	X	-	X
Union	40	\$78,543	\$60,000		Exempt	X	-	-
Warren						-	-	-
Wayne						-	-	-
Whiteside	40	\$106,413	\$90,459	\$119,725	Exempt	-	X	X
Williamson						-	-	-
Woodford						-	-	-

2022 Statewide Salary & Fringe Benefits Survey

County Coordinator/Assistant County Administrator

Name of County	Avg. # of Weekly Hrs Worked in Job	Current Salary	Starting Salary	Maximum Salary	Status	Merit Increase	Longevity Increase	COLA
Adams						-	-	-
Bond						-	-	-
Brown						-	-	-
Bureau						-	-	-
Carroll						-	-	-
Crawford						-	-	-
Cumberland						-	-	-
Dewitt						-	-	-
Edwards						-	-	-
Effingham						-	-	-
Fayette						-	-	-
Ford						-	-	-
Fulton						-	-	-
Henry						-	-	-
Iroquois						-	-	-
Johnson						-	-	-
Kendall		\$116,302			Exempt	X	-	-
Lee						-	-	-
Livingston						-	-	-
Logan						-	-	-
Macon						-	-	-
Madison	40	\$58,011	\$56,742	\$58,011	Non-Exempt	-	-	X
Marshall						-	-	-
Mason						-	-	-

2022 Statewide Salary & Fringe Benefits Survey

County Coordinator/Assistant County Administrator

Name of County	Avg. # of Weekly Hrs Worked in Job	Current Salary	Starting Salary	Maximum Salary	Status	Merit Increase	Longevity Increase	COLA
Menard	37	\$65,748			Exempt	-	-	-
Mercer						-	-	-
Montgomery	35	\$29,848			Non-Exempt	-	-	-
Ogle						-	-	-
Pope						-	-	-
Putnam						-	-	-
Randolph						-	-	-
Rock Island						-	-	-
Schuyler						-	-	-
Stark						-	-	-
Stephenson	30	\$51,480	\$46,800		Exempt	-	-	X
Tazewell						-	-	-
Union						-	-	-
Warren						-	-	-
Wayne						-	-	-
Whiteside						-	-	-
Williamson						-	-	-
Woodford	40	\$38,663	\$35,000		Exempt	-	-	X

2022 Statewide Salary & Fringe Benefits Survey

Director of Animal Control

Name of County	Avg. # of Weekly Hrs Worked in Job	Current Salary	Starting Salary	Maximum Salary	Status	Merit Increase	Longevity Increase	COLA
Adams						-	-	-
Bond		\$27,266			Exempt	-	X	-
Brown						-	-	-
Bureau		\$45,392			Exempt	-	-	-
Carroll	35	\$38,408				-	-	-
Crawford						-	-	-
Cumberland	20	\$18,372				-	-	-
Dewitt	40	\$36,225			Exempt	X	-	-
Edwards						-	-	-
Effingham	35	\$36,400			Non-Exempt	-	-	X
Fayette						-	-	-
Ford		\$5,200				-	-	-
Fulton	40	\$58,448			Exempt	X	X	-
Henry						-	-	-
Iroquois		\$15,000				-	-	-
Johnson						-	-	-
Kendall		\$51,223			Exempt	X	-	-
Lee	40	\$33,350			Exempt	-	-	-
Livingston	38	\$30,618	\$25,480	\$41,351	Non-Exempt	-	-	X
Logan	35	\$33,775	\$31,518		Non-Exempt	-	-	X
Macon	40	\$106,509			Exempt	-	-	-
Madison	40	\$33,369	\$33,372	\$33,369	Non-Exempt	-	-	X
Marshall		\$8,163				-	-	-
Mason	40	\$48,082			Exempt	-	X	X

2022 Statewide Salary & Fringe Benefits Survey

Director of Animal Control

Name of County	Avg. # of Weekly Hrs Worked in Job	Current Salary	Starting Salary	Maximum Salary	Status	Merit Increase	Longevity Increase	COLA
Menard	37	\$26,880			Exempt	-	-	-
Mercer		\$15,000	\$15,000	\$15,000	Exempt	-	-	-
Montgomery	40	\$36,961			Exempt	-	-	-
Ogle						-	-	-
Pope						-		
Putnam		\$10,000			Exempt	X	-	-
Randolph		\$6,500				-	-	-
Rock Island	40	\$71,955	\$38,200			-	-	X
Schuyler						-	-	-
Stark	10	\$12,544				-	-	-
Stephenson	40	\$31,824	\$23,278		Exempt	-	-	X
Tazewell	40	\$61,800	\$61,460	\$92,131	Exempt	X	-	X
Union	40	\$35,600	\$35,600		Exempt	X	-	-
Warren						-	-	-
Wayne						-	-	-
Whiteside	40	\$71,011			Exempt	-	-	X
Williamson						-	-	-
Woodford		\$69,105	\$66,000		Exempt	-	-	X

2022 Statewide Salary & Fringe Benefits Survey

Director of Building & Zoning

Name of County	Avg. # of Weekly Hrs Worked in Job	Current Salary	Starting Salary	Maximum Salary	Status	Merit Increase	Longevity Increase	COLA
Adams						-	-	-
Bond	30	\$20,349			Exempt	-	-	-
Brown						-	-	-
Bureau		\$45,404			Exempt	-	-	-
Carroll						-	-	-
Crawford						-	-	-
Cumberland						-	-	-
Dewitt	25	\$24,745			Non-Exempt	X	-	-
Edwards						-	-	-
Effingham						-	-	-
Fayette						-	-	-
Ford		\$14,500				-	-	-
Fulton						-	-	-
Henry	40	\$67,500				-	-	-
Iroquois						-	-	-
Johnson						-	-	-
Kendall						-	-	-
Lee	40	\$59,250			Exempt	-	-	-
Livingston	38	\$70,151	\$49,901	\$89,388	Exempt	-	-	X
Logan	12	\$23,926	\$16,000		Exempt	-	-	X
Macon	35	\$63,150			Exempt	-	-	-
Madison	40	\$110,614	\$107,390	\$110,614	Non-Exempt	X	-	-
Marshall						-	-	-
Mason						-	-	-

2022 Statewide Salary & Fringe Benefits Survey

Director of Building & Zoning

Name of County	Avg. # of Weekly Hrs Worked in Job	Current Salary	Starting Salary	Maximum Salary	Status	Merit Increase	Longevity Increase	COLA
Menard						-	-	-
Mercer		\$12,000	\$12,000	\$12,000	Exempt	-	-	-
Montgomery						-	-	-
Ogle	35	\$65,000			Non-Exempt	-	-	X
Pope								
Putnam		\$19,580			Exempt	-	-	X
Randolph	40	\$50,000				-	-	-
Rock Island	40	\$76,908	\$62,400			-	-	X
Schuyler						-	-	-
Stark	10	\$12,077				-	-	-
Stephenson	40	\$58,988	\$58,988		Exempt	-	-	X
Tazewell	40	\$98,981	\$78,742	\$118,112	Exempt	X	-	X
Union						-	-	-
Warren	19	\$14,200			Non-Exempt	-	-	-
Wayne						-	-	-
Whiteside	40	\$69,368	\$60,486	\$80,059	Exempt	-	X	X
Williamson						-	-	-
Woodford						-	-	X

2022 Statewide Salary & Fringe Benefits Survey

Director of Court Services

Name of County	Avg. # of Weekly Hrs Worked in Job	Current Salary	Starting Salary	Maximum Salary	Status	Merit Increase	Longevity Increase	COLA
Adams	40	\$73,980			Exempt	-	-	X
Bond						-	-	-
Brown						-	-	-
Bureau						-	-	-
Carroll						-	-	-
Crawford						-	-	-
Cumberland						-	-	-
Dewitt						-	-	-
Edwards						-	-	-
Effingham						-	-	-
Fayette						-	-	-
Ford		\$42,226				-	-	-
Fulton						-	-	-
Henry		\$92,173				-	-	-
Iroquois						-	-	-
Johnson						-	-	-
Kendall		\$83,072			Exempt	X	-	-
Lee						-	-	-
Livingston	38	\$79,215	\$59,085	\$104,969	Exempt	-	-	X
Logan	35	\$66,166	\$45,374		Exempt	-	-	X
Macon	37	\$89,500			Exempt	-	-	-
Madison	40	\$116,772	\$14,498	\$116,772	Non-Exempt	X	-	-
Marshall						-	-	-
Mason						-	-	-

2022 Statewide Salary & Fringe Benefits Survey

Director of Court Services

Name of County	Avg. # of Weekly Hrs Worked in Job	Current Salary	Starting Salary	Maximum Salary	Status	Merit Increase	Longevity Increase	COLA
Menard						-	-	-
Mercer						-	-	-
Montgomery						-	-	-
Ogle	35	\$76,250			Non-Exempt	-	-	X
Pope								
Putnam						-	-	-
Randolph						-	-	-
Rock Island	40	\$92,470	\$75,612			-	-	X
Schuyler						-	-	-
Stark						-	-	-
Stephenson	40	\$70,133	\$67,410		Exempt	-	-	X
Tazewell	40	\$112,852	\$91,904	\$137,912	Exempt	X	-	X
Union						-	-	-
Warren						-	-	-
Wayne						-	-	-
Whiteside	37	\$82,797	\$74,081	\$98,046	Exempt	-	X	X
Williamson						-	-	-
Woodford		\$65,451	\$56,399		Exempt	-	-	X

2022 Statewide Salary & Fringe Benefits Survey

Director of Data Processing

Name of County	Avg. # of Weekly Hrs Worked in Job	Current Salary	Starting Salary	Maximum Salary	Status	Merit Increase	Longevity Increase	COLA
Adams						-	-	-
Bond						-	-	-
Brown						-	-	-
Bureau						-	-	-
Carroll						-	-	-
Crawford						-	-	-
Cumberland						-	-	-
Dewitt						-	-	-
Edwards						-	-	-
Effingham						-	-	-
Fayette						-	-	-
Ford						-	-	-
Fulton						-	-	-
Henry						-	-	-
Iroquois	40	\$47,394				-	-	X
Johnson						-	-	-
Kendall						-	-	-
Lee						-	-	-
Livingston						-	-	-
Logan						-	-	-
Macon						-	-	-
Madison	40	\$88,962	\$85,696	\$88,962	Non-Exempt	-	-	X
Marshall						-	-	-
Mason						-	-	-

2022 Statewide Salary & Fringe Benefits Survey

Director of Data Processing

Name of County	Avg. # of Weekly Hrs Worked in Job	Current Salary	Starting Salary	Maximum Salary	Status	Merit Increase	Longevity Increase	COLA
Menard						-	-	-
Mercer						-	-	-
Montgomery						-	-	-
Ogle						-	-	-
Pope						-	-	-
Putnam						-	-	-
Randolph						-	-	-
Rock Island						-	-	-
Schuyler						-	-	-
Stark						-	-	-
Stephenson						-	-	-
Tazewell	40	\$68,862	\$61,460	\$92,132	Non-Exempt	X	-	X
Union						-	-	-
Warren						-	-	-
Wayne						-	-	-
Whiteside	40	\$82,576	\$73,882	\$97,781	Exempt	-	X	X
Williamson						-	-	-
Woodford						-	-	-

2022 Statewide Salary & Fringe Benefits Survey

Director of Health Department

Name of County	Avg. # of Weekly Hrs Worked in Job	Current Salary	Starting Salary	Maximum Salary	Status	Merit Increase	Longevity Increase	COLA
Adams	40	\$11,490			Exempt	-	-	X
Bond	40	\$90,654	\$73,000		Exempt	-	X	-
Brown						-	-	-
Bureau		\$87,409			Exempt	-	-	X
Carroll						-	-	-
Crawford		\$75,928			Non-Exempt	-	-	-
Cumberland	36	\$51,359				-	-	-
Dewitt						-	-	-
Edwards						-	-	-
Effingham						-	-	-
Fayette	40	\$75,000	\$75,000		Exempt	X	X	-
Ford		\$70,278				-	-	-
Fulton	35	\$87,506				X	-	-
Henry		\$95,000				-	-	-
Iroquois		\$86,418				X	-	-
Johnson						-	-	-
Kendall		\$125,000			Exempt	X	-	-
Lee	40	\$76,671			Exempt	-	-	-
Livingston	38	\$93,012	\$59,085	\$104,969	Exempt	-	-	X
Logan	35	\$94,848	\$76,893		Exempt	-	-	X
Macon	35	\$127,995			Exempt	-	-	-
Madison	40	\$118,976	\$115,523	\$118,976	Non-Exempt	X	-	-
Marshall						-	-	-
Mason	40	\$150,716			Exempt	-	-	-

2022 Statewide Salary & Fringe Benefits Survey

Director of Health Department

Name of County	Avg. # of Weekly Hrs Worked in Job	Current Salary	Starting Salary	Maximum Salary	Status	Merit Increase	Longevity Increase	COLA
Menard						-	-	-
Mercer	36	\$77,800			Exempt	-	-	-
Montgomery	40	\$107,773			Exempt	-	-	-
Ogle	35	\$74,284			Non-Exempt	-	-	X
Pope								
Putnam						-	-	-
Randolph	40	\$74,024				-	-	-
Rock Island	40	\$106,268	\$75,000			X	-	X
Schuyler						-	-	-
Stark						-	-	-
Stephenson	40	\$100,015	\$66,000		Exempt	-	-	X
Tazewell	40	\$130,178	\$91,904	\$137,912	Exempt	X	-	X
Union						-	-	-
Warren						-	-	-
Wayne	40	\$66,560			Exempt	-	-	-
Whiteside	40	\$181,043			Exempt	-	-	X
Williamson						-	-	-
Woodford	32	\$87,675	\$73,125		Exempt	X	-	-

2022 Statewide Salary & Fringe Benefits Survey

Director of Nursing Home

Name of County	Avg. # of Weekly Hrs Worked in Job	Current Salary	Starting Salary	Maximum Salary	Status	Merit Increase	Longevity Increase	COLA
Adams						-	-	-
Bond						-	-	-
Brown						-	-	-
Bureau						-	-	-
Carroll						-	-	-
Crawford						-	-	-
Cumberland						-	-	-
Dewitt						-	-	-
Edwards						-	-	-
Effingham						-	-	-
Fayette						-	-	-
Ford						-	-	-
Fulton	40	\$82,000				X	-	-
Henry						-	-	-
Iroquois						-	-	-
Johnson						-	-	-
Kendall						-	-	-
Lee						-	-	-
Livingston						-	-	-
Logan						-	-	-
Macon						-	-	-
Madison						-	-	-
Marshall						-	-	-
Mason						-	-	-

2022 Statewide Salary & Fringe Benefits Survey

Director of Nursing Home

Name of County	Avg. # of Weekly Hrs Worked in Job	Current Salary	Starting Salary	Maximum Salary	Status	Merit Increase	Longevity Increase	COLA
Menard						-	-	-
Mercer						-	-	-
Montgomery						-	-	-
Ogle						-	-	-
Pope						-	-	-
Putnam						-	-	-
Randolph						-	-	-
Rock Island						-	-	-
Schuyler						-	-	-
Stark						-	-	-
Stephenson	40	\$120,000	\$120,000		Exempt	-	-	X
Tazewell						-	-	-
Union						-	-	-
Warren						-	-	-
Wayne						-	-	-
Whiteside						-	-	-
Williamson						-	-	-
Woodford						-	-	-

2022 Statewide Salary & Fringe Benefits Survey

Director of Parks & Recreation

Name of County	Avg. # of Weekly Hrs Worked in Job	Current Salary	Starting Salary	Maximum Salary	Status	Merit Increase	Longevity Increase	COLA
Adams						-	-	-
Bond						-	-	-
Brown						-	-	-
Bureau						-	-	-
Carroll						-	-	-
Crawford						-	-	-
Cumberland						-	-	-
Dewitt						-	-	-
Edwards						-	-	-
Effingham						-	-	-
Fayette						-	-	-
Ford						-	-	-
Fulton						-	-	-
Henry						-	-	-
Iroquois						-	-	-
Johnson						-	-	-
Kendall						-	-	-
Lee						-	-	-
Livingston						-	-	-
Logan						-	-	-
Macon						-	-	-
Madison						-	-	-
Marshall						-	-	-
Mason						-	-	-

2022 Statewide Salary & Fringe Benefits Survey

Director of Parks & Recreation

Name of County	Avg. # of Weekly Hrs Worked in Job	Current Salary	Starting Salary	Maximum Salary	Status	Merit Increase	Longevity Increase	COLA
Menard						-	-	-
Mercer						-	-	-
Montgomery						-	-	-
Ogle						-	-	-
Pope						-	-	-
Putnam						-	-	-
Randolph						-	-	-
Rock Island						-	-	-
Schuyler						-	-	-
Stark						-	-	-
Stephenson						-	-	-
Tazewell						-	-	-
Union						-	-	-
Warren						-	-	-
Wayne						-	-	-
Whiteside						-	-	-
Williamson						-	-	-
Woodford						-	-	-

2022 Statewide Salary & Fringe Benefits Survey

Director of Public Transportation

Name of County	Avg. # of Weekly Hrs Worked in Job	Current Salary	Starting Salary	Maximum Salary	Status	Merit Increase	Longevity Increase	COLA
Adams						-	-	-
Bond						-	-	-
Brown						-	-	-
Bureau						-	-	-
Carroll						-	-	-
Crawford						-	-	-
Cumberland						-	-	-
Dewitt						-	-	-
Edwards						-	-	-
Effingham						-	-	-
Fayette						-	-	-
Ford						-	-	-
Fulton						-	-	-
Henry						-	-	-
Iroquois						-	-	-
Johnson						-	-	-
Kendall						-	-	-
Lee						-	-	-
Livingston						-	-	-
Logan						-	-	-
Macon						-	-	-
Madison						-	-	-
Marshall						-	-	-
Mason						-	-	-

2022 Statewide Salary & Fringe Benefits Survey

Director of Public Transportation

Name of County	Avg. # of Weekly Hrs Worked in Job	Current Salary	Starting Salary	Maximum Salary	Status	Merit Increase	Longevity Increase	COLA
Menard						-	-	-
Mercer						-	-	-
Montgomery						-	-	-
Ogle						-	-	-
Pope							-	
Putnam						-	-	-
Randolph						-	-	-
Rock Island						-	-	-
Schuyler						-	-	-
Stark						-	-	-
Stephenson						-	-	-
Tazewell						-	-	-
Union						-	-	-
Warren						-	-	-
Wayne						-	-	-
Whiteside						-	-	-
Williamson						-	-	-
Woodford						-	-	-

2022 Statewide Salary & Fringe Benefits Survey

Director of Purchasing

Name of County	Avg. # of Weekly Hrs Worked in Job	Current Salary	Starting Salary	Maximum Salary	Status	Merit Increase	Longevity Increase	COLA
Adams						-	-	-
Bond						-	-	-
Brown						-	-	-
Bureau						-	-	-
Carroll						-	-	-
Crawford						-	-	-
Cumberland						-	-	-
Dewitt						-	-	-
Edwards						-	-	-
Effingham						-	-	-
Fayette						-	-	-
Ford						-	-	-
Fulton						-	-	-
Henry						-	-	-
Iroquois						-	-	-
Johnson						-	-	-
Kendall						-	-	-
Lee						-	-	-
Livingston						-	-	-
Logan						-	-	-
Macon						-	-	-
Madison	40	\$75,712	\$68,245	\$75,712	Non-Exempt	-	X	X
Marshall						-	-	-
Mason						-	-	-

2022 Statewide Salary & Fringe Benefits Survey

Director of Purchasing

Name of County	Avg. # of Weekly Hrs Worked in Job	Current Salary	Starting Salary	Maximum Salary	Status	Merit Increase	Longevity Increase	COLA
Menard						-	-	-
Mercer						-	-	-
Montgomery						-	-	-
Ogle						-	-	-
Pope								
Putnam						-	-	-
Randolph						-	-	-
Rock Island						-	-	-
Schuyler						-	-	-
Stark						-	-	-
Stephenson						-	-	-
Tazewell	40	\$71,392	\$69,357	\$103,921	Exempt	X	-	X
Union						-	-	-
Warren						-	-	-
Wayne						-	-	-
Whiteside						-	-	-
Williamson						-	-	-
Woodford						-	-	-

2022 Statewide Salary & Fringe Benefits Survey

Economic Development Director

Name of County	Avg. # of Weekly Hrs Worked in Job	Current Salary	Starting Salary	Maximum Salary	Status	Merit Increase	Longevity Increase	COLA
Adams						-	-	-
Bond						-	-	-
Brown						-	-	-
Bureau						-	-	-
Carroll						-	-	-
Crawford						-	-	-
Cumberland						-	-	-
Dewitt						-	-	-
Edwards						-	-	-
Effingham						-	-	-
Fayette						-	-	-
Ford						-	-	-
Fulton						-	-	-
Henry		\$67,500				-	-	-
Iroquois						-	-	-
Johnson						-	-	-
Kendall						-	-	-
Lee						-	-	-
Livingston						-	-	-
Logan	12	\$23,926	\$16,000		Exempt	-	-	X
Macon						-	-	-
Madison	40	\$87,630	\$78,686	\$87,630	Non-Exempt	X	-	-
Marshall						-	-	-
Mason						-	-	-

2022 Statewide Salary & Fringe Benefits Survey

Economic Development Director

Name of County	Avg. # of Weekly Hrs Worked in Job	Current Salary	Starting Salary	Maximum Salary	Status	Merit Increase	Longevity Increase	COLA
Menard						-	-	-
Mercer						-	-	-
Montgomery						-	-	-
Ogle						-	-	-
Pope								
Putnam						-	-	-
Randolph						-	-	-
Rock Island						-	-	-
Schuyler						-	-	-
Stark						-	-	-
Stephenson						-	-	-
Tazewell						-	-	-
Union						-	-	-
Warren						-	-	-
Wayne						-	-	-
Whiteside	40	\$71,136	\$69,118	\$91,478	Exempt	-	X	X
Williamson						-	-	-
Woodford						-	-	-

2022 Statewide Salary & Fringe Benefits Survey

Emergency Management Agency Coordinator/Director

Name of County	Avg. # of Weekly Hrs Worked in Job	Current Salary	Starting Salary	Maximum Salary	Status	Merit Increase	Longevity Increase	COLA
Adams	40	\$52,974			Exempt	-	-	X
Bond						-	-	-
Brown		\$5,000				-	-	-
Bureau		\$44,713			Exempt	-	-	-
Carroll	20	\$20,317			Exempt	X	-	-
Crawford		\$11,500			Exempt	-	-	-
Cumberland	20	\$11,000				-	-	-
Dewitt	35	\$40,124			Exempt	X	-	-
Edwards						-	-	-
Effingham	35	\$52,780			Non-Exempt	-	-	X
Fayette						-	-	-
Ford		\$11,000				-	-	-
Fulton		\$30,750				X	-	-
Henry		\$73,000				-	-	-
Iroquois		\$50,315				X	-	-
Johnson	20	\$12,250	\$12,000			-	-	-
Kendall		\$71,750			Exempt	X	-	-
Lee	40	\$39,875			Exempt	-	-	-
Livingston						-	-	-
Logan	35	\$20,000	\$20,000		Exempt	-	-	X
Macon	40	\$60,000			Exempt	-	-	-
Madison	40	\$91,250	\$91,250	\$91,250	Non-Exempt	X	-	X
Marshall		\$18,302				-	-	-
Mason	20	\$18,000			Exempt	-	X	-

2022 Statewide Salary & Fringe Benefits Survey

Emergency Management Agency Coordinator/Director

Name of County	Avg. # of Weekly Hrs Worked in Job	Current Salary	Starting Salary	Maximum Salary	Status	Merit Increase	Longevity Increase	COLA
Menard		\$31,200			Exempt	-	-	-
Mercer	36	\$46,800			Exempt	-	-	-
Montgomery						-	-	-
Ogle	40	\$66,666			Non-Exempt	-	-	X
Pope								
Putnam		\$15,606			Exempt	-	-	X
Randolph		\$12,600				-	-	-
Rock Island	19	\$36,500	\$36,500			-	-	-
Schuyler						-	-	-
Stark						-	-	-
Stephenson	25	\$45,000	\$37,500		Exempt	-	-	X
Tazewell	40	\$85,534	\$78,742	\$118,112	Exempt	X	-	X
Union	15	\$15,000			Exempt	-	-	-
Warren						-	-	-
Wayne	40	\$12,000			Exempt	-	-	-
Whiteside						-	-	-
Williamson						-	-	-
Woodford	40	\$39,662	\$33,125		Exempt	-	-	X

2022 Statewide Salary & Fringe Benefits Survey

Emergency Services/9-1-1 Coordinator

Name of County	Avg. # of Weekly Hrs Worked in Job	Current Salary	Starting Salary	Maximum Salary	Status	Merit Increase	Longevity Increase	COLA
Adams						-	-	-
Bond	35	\$41,200			Exempt	-	X	-
Brown						-	-	-
Bureau		\$81,026			Exempt	-	-	-
Carroll						-	-	-
Crawford		\$11,999			Exempt	-	-	-
Cumberland	40	\$36,410				-	-	-
Dewitt	40	\$70,239			Exempt	X	-	-
Edwards		\$23,954				-	-	-
Effingham						-	-	-
Fayette	40	\$46,125	\$51,355		Exempt	X	X	-
Ford		\$25,200				-	-	-
Fulton		\$50,788				X	-	-
Henry						-	-	-
Iroquois		\$59,655				-	-	X
Johnson	40	\$46,500	\$40,000			-	-	-
Kendall						-	-	-
Lee	40	\$89,631			Exempt	-	-	-
Livingston						-	-	-
Logan	35	\$61,263	\$54,615		Exempt	-	-	X
Macon						-	-	-
Madison	40	\$94,890	\$94,890	\$94,890	Non-Exempt	-	-	X
Marshall		\$53,194				-	-	-
Mason	20	\$30,000			Exempt	X	-	-

2022 Statewide Salary & Fringe Benefits Survey

Emergency Services/9-1-1 Coordinator

Name of County	Avg. # of Weekly Hrs Worked in Job	Current Salary	Starting Salary	Maximum Salary	Status	Merit Increase	Longevity Increase	COLA
Menard	19	\$17,800			Exempt	-	-	-
Mercer						-	-	-
Montgomery	40	\$54,475			Non-Exempt	-	-	-
Ogle						-	-	-
Pope								
Putnam		\$26,495			Exempt	X	-	-
Randolph	40	\$73,346				-	-	-
Rock Island						-	-	-
Schuyler						-	-	-
Stark						-	-	-
Stephenson	40	\$52,800	\$28,473		Exempt	-	-	X
Tazewell						-	-	-
Union	40	\$66,166			Exempt	X	-	-
Warren						-	-	-
Wayne						-	-	-
Whiteside	40	\$84,130			Exempt	-	-	X
Williamson						-	-	-
Woodford						-	-	-

2022 Statewide Salary & Fringe Benefits Survey

First Assistant State's Attorney

Name of County	Avg. # of Weekly Hrs Worked in Job	Current Salary	Starting Salary	Maximum Salary	Status	Merit Increase	Longevity Increase	COLA
Adams	40	\$108,835			Exempt	-	-	X
Bond		\$65,000	\$65,000		Exempt	-	X	-
Brown						-	-	-
Bureau		\$71,249			Exempt	-	-	-
Carroll	40	\$65,000				-	-	-
Crawford		\$43,740			Exempt	-	-	-
Cumberland						-	-	-
Dewitt	35	\$80,000			Exempt	X	-	-
Edwards						-	-	-
Effingham		\$85,267			Exempt	-	-	X
Fayette	40	\$68,000	\$68,000		Exempt	X	-	-
Ford						-	-	-
Fulton	35	\$82,000				X	-	-
Henry						-	-	-
Iroquois		\$76,000				X	-	-
Johnson	40	\$60,608	\$50,000			-	-	-
Kendall		\$103,810			Exempt	X	-	-
Lee	40	\$80,000			Exempt	-	-	-
Livingston	38	\$90,545	\$49,901	\$122,831	Exempt	-	-	X
Logan	35	\$61,200	\$58,000		Exempt	-	-	X
Macon	35	\$93,000			Exempt	-	-	-
Madison	40	\$110,386	\$90,002	\$110,386	Non-Exempt	X	-	-
Marshall						-	-	-
Mason						-	-	-

2022 Statewide Salary & Fringe Benefits Survey

First Assistant State's Attorney

Name of County	Avg. # of Weekly Hrs Worked in Job	Current Salary	Starting Salary	Maximum Salary	Status	Merit Increase	Longevity Increase	COLA
Menard	13	\$27,000			Exempt	-	-	-
Mercer	35	\$64,000				-	-	-
Montgomery	35	\$75,000			Non-Exempt	-	-	-
Ogle	35	\$92,560			Non-Exempt	-	-	X
Pope								
Putnam						-	-	-
Randolph		\$82,000				-	-	-
Rock Island	40	\$123,571	\$123,571			-	-	-
Schuyler						-	-	-
Stark						-	-	-
Stephenson	40	\$74,010	\$74,010		Exempt	-	-	X
Tazewell	40	\$180,690			Exempt	X	-	X
Union	35	\$78,000			Exempt	X	-	-
Warren						-	-	-
Wayne						-	-	-
Whiteside	40	\$88,421	\$69,118	\$91,478	Exempt	-	X	X
Williamson						-	-	-
Woodford	40	\$75,749	\$71,400		Exempt	-	-	X

2022 Statewide Salary & Fringe Benefits Survey

Highway Engineer

Name of County	Avg. # of Weekly Hrs Worked in Job	Current Salary	Starting Salary	Maximum Salary	Status	Merit Increase	Longevity Increase	COLA
Adams	40	\$135,928			Exempt	-	-	X
Bond	40	\$96,070	\$85,025		Exempt	-	-	X
Brown		\$35,000				-	-	-
Bureau		\$118,500			Exempt	-	-	-
Carroll	40	\$115,842				-	-	-
Crawford		\$123,729			Exempt	-	-	-
Cumberland	20	\$62,000				-	-	-
Dewitt	40	\$120,009			Exempt	X	-	-
Edwards	40	\$49,738				-	-	X
Effingham		\$115,297			Exempt	-	-	-
Fayette	40	\$108,200			Exempt	X	X	-
Ford		\$124,800				-	-	-
Fulton	40	\$111,414				-	-	-
Henry		\$120,000				-	-	-
Iroquois		\$110,886				X	-	-
Johnson	40	\$95,305	\$95,305			-	-	-
Kendall		\$131,000			Exempt	X	-	-
Lee	40	\$115,190			Exempt	-	-	-
Livingston	38	\$120,400	\$49,901	\$122,831	Exempt	-	-	X
Logan	35	\$111,600	\$105,000		Exempt	-	-	X
Macon	40	\$126,900			Exempt	-	-	-
Madison	40	\$129,397	\$87,630	\$129,397	Non-Exempt	X	-	-
Marshall		\$110,375				-	-	-
Mason	40	\$130,273			Exempt	-	-	X

2022 Statewide Salary & Fringe Benefits Survey

Highway Engineer

Name of County	Avg. # of Weekly Hrs Worked in Job	Current Salary	Starting Salary	Maximum Salary	Status	Merit Increase	Longevity Increase	COLA
Menard	40	\$101,836			Exempt	-	-	-
Mercer	24	\$40,800			Exempt	-	-	-
Montgomery	40	\$110,870			Exempt	-	-	-
Ogle	40	\$122,442			Non-Exempt	-	-	X
Pope		\$27,000				-	-	-
Putnam						-	-	-
Randolph	40	\$120,054				-	-	-
Rock Island	40	\$128,431	\$92,800			-	-	-
Schuyler		\$97,800				-	-	-
Stark	40	\$60,000				-	-	-
Stephenson	40	\$130,000	\$120,000		Exempt	-	-	X
Tazewell	40	\$142,641			Exempt	X	-	X
Union	40	\$112,000			Exempt	X	-	-
Warren						-	-	-
Wayne	40	\$83,270			Exempt	-	-	-
Whiteside	40	\$123,700			Exempt	-	-	X
Williamson						-	-	-
Woodford	40	\$121,197	\$115,360		Exempt	-	-	-

2022 Statewide Salary & Fringe Benefits Survey

Human Resources Director

Name of County	Avg. # of Weekly Hrs Worked in Job	Current Salary	Starting Salary	Maximum Salary	Status	Merit Increase	Longevity Increase	COLA
Adams						-	-	-
Bond						-	-	-
Brown						-	-	-
Bureau						-	-	-
Carroll						-	-	-
Crawford						-	-	-
Cumberland						-	-	-
Dewitt						-	-	-
Edwards						-	-	-
Effingham						-	-	-
Fayette						-	-	-
Ford						-	-	-
Fulton						-	-	-
Henry						-	-	-
Iroquois						-	-	-
Johnson						-	-	-
Kendall						-	-	-
Lee						-	-	-
Livingston	38	\$59,303	\$49,901	\$89,388	Exempt	-	-	X
Logan						-	-	-
Macon	35	\$54,565			Exempt	-	-	-
Madison	40	\$99,050	\$96,866	\$99,050	Non-Exempt	-	-	X
Marshall						-	-	-
Mason						-	-	-

2022 Statewide Salary & Fringe Benefits Survey

Human Resources Director

Name of County	Avg. # of Weekly Hrs Worked in Job	Current Salary	Starting Salary	Maximum Salary	Status	Merit Increase	Longevity Increase	COLA
Menard						-	-	-
Mercer						-	-	-
Montgomery						-	-	-
Ogle						-	-	-
Pope							-	
Putnam						-	-	-
Randolph	40	\$52,505				-	-	-
Rock Island						-	-	-
Schuyler						-	-	-
Stark						-	-	-
Stephenson						-	-	-
Tazewell	37	\$70,400	\$65,022	\$97,426	Exempt	X	-	X
Union	40	\$66,218			Exempt	X	-	-
Warren						-	-	-
Wayne						-	-	-
Whiteside						-	-	-
Williamson						-	-	-
Woodford						-	-	-

2022 Statewide Salary & Fringe Benefits Survey

IT Director

Name of County	Avg. # of Weekly Hrs Worked in Job	Current Salary	Starting Salary	Maximum Salary	Status	Merit Increase	Longevity Increase	COLA
Adams	40	\$71,750			Exempt	-	-	X
Bond	30	\$55,000	\$55,000		Exempt	-	-	-
Brown						-	-	-
Bureau						-	-	-
Carroll						-	-	-
Crawford						-	-	-
Cumberland						-	-	-
Dewitt						-	-	-
Edwards						-	-	-
Effingham						-	-	-
Fayette						-	-	-
Ford						-	-	-
Fulton						-	-	-
Henry		\$72,500				-	-	-
Iroquois						-	-	-
Johnson						-	-	-
Kendall		\$96,919			Exempt	X	-	-
Lee	40	\$75,000			Exempt	-	-	-
Livingston	38	\$96,208	\$49,901	\$122,831	Exempt	-	-	X
Logan						-	-	-
Macon	35	\$67,002			Exempt	-	-	-
Madison	40	\$104,998	\$93,933	\$104,998	Non-Exempt	X	-	-
Marshall						-	-	-
Mason	40	\$81,090			Exempt	-	X	-

2022 Statewide Salary & Fringe Benefits Survey

IT Director

Name of County	Avg. # of Weekly Hrs Worked in Job	Current Salary	Starting Salary	Maximum Salary	Status	Merit Increase	Longevity Increase	COLA
Menard						-	-	-
Mercer						-	-	-
Montgomery	40	\$68,376			Exempt	-	-	-
Ogle	40	\$86,796			Non-Exempt	-	-	X
Pope								
Putnam						-	-	-
Randolph	40	\$45,000				-	-	-
Rock Island	40	\$98,026	\$80,020			-	-	X
Schuyler						-	-	-
Stark						-	-	-
Stephenson	40	\$70,000	\$70,000		Exempt	-	-	X
Tazewell	40	\$68,215	\$61,460	\$92,132	Exempt	X	-	X
Union						-	-	-
Warren						-	-	-
Wayne						-	-	-
Whiteside	40	\$58,302	\$56,638	\$74,942	Exempt	-	X	X
Williamson						-	-	-
Woodford						-	-	-

2022 Statewide Salary & Fringe Benefits Survey

Maintenance Director

Name of County	Avg. # of Weekly Hrs Worked in Job	Current Salary	Starting Salary	Maximum Salary	Status	Merit Increase	Longevity Increase	COLA
Adams	40	\$60,008			Non-Exempt	-	-	-
Bond						-	-	-
Brown						-	-	-
Bureau						-	-	-
Carroll						-	-	-
Crawford						-	-	-
Cumberland						-	-	-
Dewitt	40	\$56,821			Exempt	X	-	-
Edwards						-	-	-
Effingham						-	-	-
Fayette						-	-	-
Ford						-	-	-
Fulton						-	-	-
Henry		\$42,078				-	-	-
Iroquois		\$47,882				-	-	X
Johnson						-	-	-
Kendall		\$113,324			Exempt	X	-	-
Lee	40	\$60,000			Exempt	-	-	-
Livingston	40	\$67,737	\$49,901	\$89,388	Exempt	-	-	X
Logan						-	-	-
Macon						-	-	-
Madison	40	\$91,187	\$89,190	\$91,187	Non-Exempt	-	-	X
Marshall						-	-	-
Mason						-	-	-

2022 Statewide Salary & Fringe Benefits Survey

Maintenance Director

Name of County	Avg. # of Weekly Hrs Worked in Job	Current Salary	Starting Salary	Maximum Salary	Status	Merit Increase	Longevity Increase	COLA
Menard						-	-	-
Mercer	40	\$29,702	\$24,960	\$44,428	Exempt	-	-	-
Montgomery	40	\$52,000			Non-Exempt	-	-	-
Ogle					Non-Exempt	-	-	X
Pope						-	-	-
Putnam		\$39,520			Non-Exempt	-	-	X
Randolph	40	\$57,948				-	-	-
Rock Island						-	-	-
Schuyler		\$39,784				-	-	-
Stark						-	-	-
Stephenson	35	\$45,484	\$32,378		Non-Exempt	-	X	X
Tazewell	40	\$70,036	\$69,357	\$118,112	Exempt	X	-	X
Union						-	-	-
Warren						-	-	-
Wayne						-	-	-
Whiteside	40	\$57,013	\$49,691	\$65,770	Non-Exempt	-	X	X
Williamson						-	-	-
Woodford	40	\$56,228	\$52,231		Exempt	-	-	X

2022 Statewide Salary & Fringe Benefits Survey

Public Defender

Name of County	Avg. # of Weekly Hrs Worked in Job	Current Salary	Starting Salary	Maximum Salary	Status	Merit Increase	Longevity Increase	COLA
Adams	40	\$165,090			Exempt	-	-	X
Bond						-	-	-
Brown		\$34,633				-	-	-
Bureau		\$79,286			Exempt	-	-	-
Carroll	20	\$69,031				-	-	-
Crawford		\$59,999			Exempt	-	-	-
Cumberland	20	\$64,000				-	-	-
Dewitt	35	\$127,861			Exempt	X	-	-
Edwards						-	-	-
Effingham		\$169,200			Exempt	-	-	X
Fayette	40	\$125,070	\$118,616		Exempt	-	-	X
Ford						-	-	-
Fulton	35	\$165,101				-	-	-
Henry		\$165,090				-	-	-
Iroquois		\$54,236				-	-	X
Johnson	30	\$65,558				-	-	-
Kendall		\$161,061			Exempt	X	-	-
Lee	40	\$66,895			Exempt	-	-	-
Livingston	38	\$165,091			Exempt	-	-	X
Logan	35	\$82,350	\$77,193		Exempt	-	-	X
Macon	35	\$165,090			Exempt	-	-	-
Madison	40	\$165,091	\$161,064	\$165,091	Non-Exempt	-	-	X
Marshall		\$59,750				-	-	-
Mason	40	\$86,154			Exempt	-	X	-

2022 Statewide Salary & Fringe Benefits Survey

Public Defender

Name of County	Avg. # of Weekly Hrs Worked in Job	Current Salary	Starting Salary	Maximum Salary	Status	Merit Increase	Longevity Increase	COLA
Menard		\$51,996			Exempt	-	-	-
Mercer	20	\$80,000	\$80,000	\$80,000	Exempt	-	-	-
Montgomery	40	\$165,090			Exempt	-	-	X
Ogle	35	\$165,090			Non-Exempt	-	-	X
Pope		\$50,016				-	-	-
Putnam		\$37,867			Exempt	-	-	X
Randolph		\$115,000				-	-	-
Rock Island	40	\$168,724	\$168,724			-	-	X
Schuyler		\$39,999				-	-	-
Stark						-	-	-
Stephenson	40	\$165,091	\$149,857		Exempt	-	-	X
Tazewell	40	\$165,090			Exempt	X	-	X
Union	35	\$127,862			Exempt	-	-	X
Warren						-	-	-
Wayne	40	\$127,862			Exempt	-	-	-
Whiteside	40	\$165,091			Exempt	-	-	X
Williamson						-	-	-
Woodford		\$161,065	\$154,515		Exempt	-	-	-

2022 Statewide Salary & Fringe Benefits Survey

Second Assistant State's Attorney

Name of County	Avg. # of Weekly Hrs Worked in Job	Current Salary	Starting Salary	Maximum Salary	Status	Merit Increase	Longevity Increase	COLA
Adams	40	\$100,009			Exempt	-	-	X
Bond						-	-	-
Brown						-	-	-
Bureau		\$62,460			Exempt	-	-	-
Carroll						-	-	-
Crawford						-	-	-
Cumberland						-	-	-
Dewitt						-	-	-
Edwards						-	-	-
Effingham		\$57,603			Exempt	-	-	X
Fayette						-	-	-
Ford						-	-	-
Fulton	35	\$76,875				X	-	-
Henry						-	-	-
Iroquois		\$53,000				-	-	X
Johnson						-	-	-
Kendall						-	-	-
Lee	40	\$61,000			Exempt	-	-	-
Livingston	38	\$67,005	\$49,901	\$122,831	Exempt	-	-	X
Logan	35	\$57,630	\$56,500		Exempt	-	-	X
Macon	35	\$89,611			Exempt	-	-	-
Madison	40	\$65,000	\$61,000	\$65,000	Non-Exempt	-	-	X
Marshall						-	-	-
Mason						-	-	-

2022 Statewide Salary & Fringe Benefits Survey

Second Assistant State's Attorney

Name of County	Avg. # of Weekly Hrs Worked in Job	Current Salary	Starting Salary	Maximum Salary	Status	Merit Increase	Longevity Increase	COLA
Menard						-	-	-
Mercer						-	-	-
Montgomery	40	\$52,325			Exempt	-	-	-
Ogle		\$49,440	\$89,340		Non-Exempt	-	-	X
Pope							-	
Putnam						-	-	-
Randolph						-	-	-
Rock Island						-	-	-
Schuyler						-	-	-
Stark						-	-	-
Stephenson	40	\$53,000	\$53,000		Exempt	-	-	X
Tazewell	40	\$142,962			Exempt	X	-	X
Union	35	\$55,000			Exempt	X	-	-
Warren						-	-	-
Wayne						-	-	-
Whiteside						-	-	-
Williamson						-	-	-
Woodford	40	\$61,809	\$60,008		Exempt	-	-	X

2022 Statewide Salary & Fringe Benefits Survey

Supervisor of Assessments

Name of County	Avg. # of Weekly Hrs Worked in Job	Current Salary	Starting Salary	Maximum Salary	Status	Merit Increase	Longevity Increase	COLA
Adams	40	\$69,651			Exempt	-	-	X
Bond	35	\$62,800			Exempt	-	-	X
Brown						-	-	-
Bureau		\$64,353			Exempt	-	-	-
Carroll	35	\$66,338				-	-	-
Crawford		\$60,667			Exempt	-	-	-
Cumberland	38	\$48,153				-	-	-
Dewitt	35	\$70,366			Exempt	X	-	-
Edwards	20	\$44,816				-	-	-
Effingham		\$69,001			Exempt	-	-	X
Fayette	40	\$59,120			Exempt	-	-	-
Ford		\$58,000				-	-	-
Fulton	35	\$63,984				X	-	-
Henry		\$64,988				-	-	-
Iroquois		\$65,047				-	-	X
Johnson	40	\$53,045				-	-	-
Kendall		\$92,250			Exempt	X	-	-
Lee	40	\$70,772			Exempt	-	-	-
Livingston	38	\$70,800	\$49,901	\$89,388	Exempt	-	-	X
Logan	35	\$72,000	\$72,000		Exempt	-	-	X
Macon	35	\$74,000			Exempt	-	-	-
Madison	40	\$109,949	\$107,266	\$109,949	Non-Exempt	X	-	-
Marshall		\$57,142				-	-	-
Mason	40	\$72,780			Exempt	-	-	X

2022 Statewide Salary & Fringe Benefits Survey

Supervisor of Assessments

Name of County	Avg. # of Weekly Hrs Worked in Job	Current Salary	Starting Salary	Maximum Salary	Status	Merit Increase	Longevity Increase	COLA
Menard	37	\$67,980			Exempt	-	-	-
Mercer	35	\$51,207			Exempt	-	-	-
Montgomery	40	\$68,376			Exempt	-	-	-
Ogle	35	\$46,350			Non-Exempt	-	-	X
Pope	35	\$50,725				-	-	-
Putnam		\$54,234			Exempt	-	-	X
Randolph		\$66,000				-	-	-
Rock Island	40	\$84,496	\$64,000			-	-	X
Schuyler		\$61,201				-	-	-
Stark	40	\$44,678				-	-	-
Stephenson	40	\$65,000	\$65,000		Exempt	-	-	X
Tazewell	40	\$87,000	\$78,742	\$118,112	Exempt	X	-	X
Union	35	\$63,672			Exempt	X	-	-
Warren	37	\$50,000	\$50,000		Exempt	-	-	-
Wayne	40	\$52,579			Exempt	-	-	-
Whiteside	40	\$82,500			Exempt	-	-	X
Williamson						-	-	-
Woodford	40	\$54,106	\$51,000		Exempt	-	-	X

2022 Statewide Salary & Fringe Benefits Survey

Accounting Clerk

Name of County	Avg. # of Weekly Hrs Worked in Job	Current Salary	Starting Salary	Step 1	Step 2	Maximum Salary	Status	Merit Increase	Longevity Increase	COLA	Union Contract Start Date	Union Contract End Date
Adams								-	-	-		
Bond	35	\$38,200	\$27,300				Non-Exempt	-	X	-	12-01-2019	11-30-2022
Brown								-	-	-		
Bureau	40	\$24,960					Non-Exempt	-	-	-		
Carroll								-	-	-		
Crawford								-	-	-		
Cumberland								-	-	-		
Dewitt	35	\$27,300	\$27,300				Non-Exempt	X	-	-		
Edwards								-	-	-		
Effingham								-	-	-		
Fayette	21	\$13,104	\$12,012				Non-Exempt	X	X	-		
Ford								-	-	-		
Fulton								-	-	-		
Henry								-	-	-		
Iroquois								-	-	-		
Johnson								-	-	-		
Kendall								-	-	-		
Lee								-	-	-		
Livingston	38	\$35,880	\$31,278			\$49,745	Non-Exempt	-	-	X		
Logan	35	\$37,638	\$32,000					-	-	X		
Macon								-	-	-		
Madison	40	\$43,959	\$38,273	\$40,737	\$41,781	\$46,980	Non-Exempt	-	-	-	12-01-2016	11-30-2020
Marshall								-	-	-		
Mason								-	-	-		

2022 Statewide Salary & Fringe Benefits Survey

Accounting Clerk

Name of County	Avg. # of Weekly Hrs Worked in Job	Current Salary	Starting Salary	Step 1	Step 2	Maximum Salary	Status	Merit Increase	Longevity Increase	COLA	Union Contract Start Date	Union Contract End Date
Menard	37	\$31,603					Non-Exempt	-	-	-		
Mercer	35	\$27,318	\$21,840	\$22,877	\$24,042	\$38,438	Non-Exempt	X	-	X	12-01-2018	11-30-2023
Montgomery	35	\$25,740					Non-Exempt	-	-	-		
Ogle								-	-	-		
Pope								-	-	-		
Putnam	35	\$30,940					Non-Exempt	-	-	X		
Randolph								-	-	-		
Rock Island	32	\$25,143	\$25,143				Non-Exempt	-	X	X	12-01-2018	11-30-2021
Schuyler								-	-	-		
Stark								-	-	-		
Stephenson								-	-	-		
Tazewell	37	\$37,193	\$36,877			\$55,211	Non-Exempt	X	-	X	12-01-2017	11-30-2021
Union								-	-	-		
Warren	37	\$26,559	\$24,004			\$34,203	Non-Exempt	-	X	-	12-01-2018	11-30-2021
Wayne								-	-	-		
Whiteside								-	-	-		
Williamson								-	-	-		
Woodford	40	\$34,368					Non-Exempt	-	X	X		

2022 Statewide Salary & Fringe Benefits Survey

Administrative Assistant

Name of County	Avg. # of Weekly Hrs Worked in Job	Current Salary	Starting Salary	Step 1	Step 2	Maximum Salary	Status	Merit Increase	Longevity Increase	COLA	Union Contract Start Date	Union Contract End Date
Adams								-	-	-		
Bond	35	\$31,000	\$27,300				Non-Exempt	-	X	-		
Brown		\$38,188						-	-	-		
Bureau	40	\$24,960					Non-Exempt	-	-	-	12-01-2019	11-30-2022
Carroll								-	-	-		
Crawford								-	-	-		
Cumberland								-	-	-		
Dewitt	35	\$27,300						-	-	-		
Edwards								-	-	-		
Effingham	35	\$40,040	\$36,400				Non-Exempt	-	X	X		
Fayette								-	-	-		
Ford		\$44,902						-	-	-		
Fulton	25	\$21,398						X	-	-		
Henry								-	-	-		
Iroquois								-	-	-		
Johnson								-	-	-		
Kendall		\$55,048					Non-Exempt	X	-	-		
Lee								-	-	-		
Livingston								-	-	-		
Logan	35		\$32,000					-	-	X		
Macon								-	-	-		
Madison	40	\$68,245	\$55,958	\$61,074	\$63,830	\$68,507	Non-Exempt	-	X	-	12-01-2016	11-30-2020
Marshall								-	-	-		
Mason								-	-	-		

2022 Statewide Salary & Fringe Benefits Survey

Administrative Assistant

Name of County	Avg. # of Weekly Hrs Worked in Job	Current Salary	Starting Salary	Step 1	Step 2	Maximum Salary	Status	Merit Increase	Longevity Increase	COLA	Union Contract Start Date	Union Contract End Date
Menard	37	\$31,532					Non-Exempt	-	-	-		
Mercer								-	-	-		
Montgomery								-	-	-		
Ogle	35	\$37,080					Non-Exempt	-	-	X		
Pope								-	-	-		
Putnam		\$37,630					Exempt	-	-	X		
Randolph								-	-	-		
Rock Island	40		\$39,728	\$41,496	\$44,220		Non-Exempt	-	X	X	12-01-2018	11-30-2021
Schuyler								-	-	-		
Stark								-	-	-		
Stephenson	35	\$43,825	\$43,825				Exempt	-	-	X		
Tazewell	40	\$69,447					Non-Exempt	X	-	X		
Union								-	-	-		
Warren	37	\$34,203	\$24,004			\$34,203	Non-Exempt	-	X	-	12-01-2018	11-30-2021
Wayne								-	-	-		
Whiteside	40	\$52,624	\$49,691			\$65,770	Exempt	-	X	X		
Williamson								-	-	-		
Woodford								-	-	-		

2022 Statewide Salary & Fringe Benefits Survey

Chief Deputy Circuit Clerk

Name of County	Avg. # of Weekly Hrs Worked in Job	Current Salary	Starting Salary	Step 1	Step 2	Maximum Salary	Status	Merit Increase	Longevity Increase	COLA	Union Contract Start Date	Union Contract End Date
Adams	40	\$55,640					Exempt	-	-	X		
Bond	35	\$31,486	\$27,300				Non-Exempt	-	X	-		
Brown		\$25,386						-	-	-		
Bureau	40	\$37,440					Non-Exempt	-	-	-		
Carroll								-	-	-		
Crawford		\$44,517					Non-Exempt	-	-	-		
Cumberland	38	\$31,356						-	X	-		
Dewitt	35		\$27,300				Non-Exempt	X	-	-		
Edwards	35	\$23,660	\$21,840					-	-	-		
Effingham	35	\$38,220					Non-Exempt	-	X	-	12-01-2021	11-30-2025
Fayette	40	\$43,862	\$16,830				Non-Exempt	X	X	-		
Ford			\$26,812					-	-	-		
Fulton	35	\$50,742					Non-Exempt	X	X	-	12-01-2018	11-30-2022
Henry								-	-	-		
Iroquois	35	\$31,919	\$29,120					-	-	X		
Johnson	40	\$27,227						-	-	-		
Kendall		\$72,382					Exempt	X	-	-		
Lee	40	\$41,807					Non-Exempt	-	-	-		
Livingston	38	\$41,320	\$31,278			\$49,745	Non-Exempt	-	-	X		
Logan	35	\$42,468	\$32,000					-	-	X		
Macon	35	\$60,000					Exempt	-	-	-		
Madison	40	\$92,934	\$92,019	\$92,934		\$92,934	Non-Exempt	-	-	X		
Marshall		\$41,348						-	-	-		
Mason	40	\$42,509	\$28,831				Non-Exempt	-	X	X		

2022 Statewide Salary & Fringe Benefits Survey

Chief Deputy Circuit Clerk

Name of County	Avg. # of Weekly Hrs Worked in Job	Current Salary	Starting Salary	Step 1	Step 2	Maximum Salary	Status	Merit Increase	Longevity Increase	COLA	Union Contract Start Date	Union Contract End Date
Menard	37	\$42,999					Non-Exempt	-	-	-		
Mercer	35	\$32,724	\$21,840	\$22,877	\$24,042	\$38,438	Non-Exempt	X	-	X	12-01-2018	11-30-2023
Montgomery	35	\$43,054					Non-Exempt	-	-	-		
Ogle	35	\$56,528				\$60,593	Non-Exempt	-	X	X	12-01-2019	11-30-2023
Pope	35	\$29,600						-	-	-		
Putnam	35	\$30,940					Non-Exempt	-	-	X		
Randolph								-	-	-		
Rock Island	40	\$71,073	\$71,073				Exempt	-	-	X		
Schuyler		\$34,772						-	-	-		
Stark	40	\$27,040						-	-	-		
Stephenson	35	\$46,000	\$40,800				Exempt	-	-	X		
Tazewell	40	\$72,284	\$54,707			\$81,832	Exempt	X	-	X		
Union	35		\$27,391			\$37,401	Non-Exempt	X	X	-	12-01-2020	11-30-2025
Warren	37	\$39,427	\$24,004				Non-Exempt	-	-	-		
Wayne	37	\$28,080	\$21,450				Non-Exempt	-	-	X	12-01-2021	
Whiteside	40	\$47,944	\$46,571			\$61,630	Exempt	-	X	X		
Williamson	35	\$53,000						-	-	-		
Woodford								-	-	-		

2022 Statewide Salary & Fringe Benefits Survey

Chief Deputy County Clerk

Name of County	Avg. # of Weekly Hrs Worked in Job	Current Salary	Starting Salary	Step 1	Step 2	Maximum Salary	Status	Merit Increase	Longevity Increase	COLA	Union Contract Start Date	Union Contract End Date
Adams	40	\$50,183					Exempt	-	-	X		
Bond	35	\$30,030	\$27,300				Non-Exempt	-	X	-	12-01-2019	11-30-2022
Brown		\$27,190						-	-	-		
Bureau	40	\$49,920					Non-Exempt	-	-	-		
Carroll								-	-	-		
Crawford		\$44,499					Non-Exempt	-	-	-	12-01-2019	11-30-2022
Cumberland	38	\$34,183						-	X	-	12-01-2019	11-30-2022
Dewitt	35	\$36,400	\$27,300				Non-Exempt	X	-	-		
Edwards	35	\$32,760	\$21,840					-	-	-		
Effingham	35	\$38,220					Non-Exempt	-	X	X		
Fayette	35	\$21,840	\$20,020				Non-Exempt	-	-	-		
Ford			\$26,812					-	-	-		
Fulton								-	-	-		
Henry								-	-	-		
Iroquois	35	\$29,453	\$29,120					-	-	X		
Johnson	40	\$42,244						-	-	-		
Kendall		\$59,369					Exempt	X	-	-		
Lee	40	\$41,050					Non-Exempt	-	-	-		
Livingston	38	\$32,897	\$31,278			\$49,745	Non-Exempt	-	-	X		
Logan								-	-	-		
Macon	35	\$58,902					Exempt	-	-	-		
Madison	40	\$90,813	\$84,947	\$86,861	\$88,816	\$90,813	Non-Exempt	-	-	X		
Marshall		\$43,035						-	-	-		
Mason	40	\$42,350	\$28,831				Non-Exempt	-	X	X		

2022 Statewide Salary & Fringe Benefits Survey

Chief Deputy County Clerk

Name of County	Avg. # of Weekly Hrs Worked in Job	Current Salary	Starting Salary	Step 1	Step 2	Maximum Salary	Status	Merit Increase	Longevity Increase	COLA	Union Contract Start Date	Union Contract End Date
Menard								-	-	-		
Mercer	35	\$37,692	\$21,840	\$22,877	\$24,042	\$38,438	Non-Exempt	X	-	X	12-01-2018	11-30-2023
Montgomery	35	\$40,167					Non-Exempt	-	-	-		
Ogle	35	\$38,100					Non-Exempt	-	-	X		
Pope	35	\$29,600						-	-	-		
Putnam	35	\$30,940					Non-Exempt	-	-	X		
Randolph	40	\$52,505						-	-	-		
Rock Island	40	\$71,073	\$66,765				Exempt	-	-	X		
Schuyler		\$34,772						-	-	-		
Stark	25	\$16,900						-	-	-		
Stephenson	35	\$39,520	\$24,570				Non-Exempt	-	-	X		
Tazewell	37	\$73,542	\$57,618			\$86,374	Exempt	X	-	X		
Union	35		\$27,391			\$37,401	Non-Exempt	X	X	-	12-01-2020	11-30-2025
Warren	37	\$26,559	\$24,004			\$34,203	Non-Exempt	-	X	-	12-01-2018	11-30-2021
Wayne	37	\$31,044	\$21,450				Non-Exempt	-	-	X	12-01-2021	
Whiteside	35	\$37,710	\$33,743			\$44,663	Non-Exempt	-	X	X		
Williamson	35	\$50,000						-	-	-		
Woodford	40						Non-Exempt	-	X	X		

2022 Statewide Salary & Fringe Benefits Survey

Chief Deputy Recorder

Name of County	Avg. # of Weekly Hrs Worked in Job	Current Salary	Starting Salary	Step 1	Step 2	Maximum Salary	Status	Merit Increase	Longevity Increase	COLA	Union Contract Start Date	Union Contract End Date
Adams								-	-	-		
Bond	35	\$32,720	\$27,300				Non-Exempt	-	X	-	12-01-2019	11-30-2022
Brown		\$24,000						-	-	-		
Bureau		\$47,840					Non-Exempt	-	-	-		
Carroll								-	-	-		
Crawford								-	-	-		
Cumberland								-	-	-		
Dewitt								-	-	-		
Edwards								-	-	-		
Effingham	35	\$38,220					Non-Exempt	-	X	X		
Fayette								X	X	-		
Ford			\$26,812					-	-	-		
Fulton								-	-	-		
Henry								-	-	-		
Iroquois	35	\$31,920	\$29,120					-	-	X		
Johnson								-	-	-		
Kendall		\$50,098					Exempt	X	-	-		
Lee								-	-	-		
Livingston								-	-	-		
Logan								-	-	-		
Macon	35	\$49,700					Exempt	-	-	-		
Madison	40	\$85,654	\$64,272			\$85,654	Non-Exempt	-	-	X		
Marshall								-	-	-		
Mason	40	\$34,418	\$23,428				Non-Exempt	-	X	X		

2022 Statewide Salary & Fringe Benefits Survey

Chief Deputy Recorder

Name of County	Avg. # of Weekly Hrs Worked in Job	Current Salary	Starting Salary	Step 1	Step 2	Maximum Salary	Status	Merit Increase	Longevity Increase	COLA	Union Contract Start Date	Union Contract End Date
Menard	37	\$38,087					Non-Exempt	-	-	-		
Mercer	35	\$30,631	\$21,840	\$22,877	\$24,042	\$38,438	Non-Exempt	X	-	X	12-01-2018	11-30-2023
Montgomery	35	\$30,212					Non-Exempt	-	-	-		
Ogle	35	\$37,705					Non-Exempt	-	-	X		
Pope								-	-	-		
Putnam								-	-	-		
Randolph	40	\$50,829						-	-	-		
Rock Island	40	\$71,073	\$63,111				Exempt	-	-	X		
Schuyler								-	-	-		
Stark								-	-	-		
Stephenson	35	\$39,520	\$24,570				Non-Exempt	-	-	X		
Tazewell								-	-	-		
Union	35		\$27,391			\$37,401	Non-Exempt	X	X	-	12-01-2020	11-30-2025
Warren	37	\$26,559	\$24,004			\$34,203	Non-Exempt	-	X	-	12-01-2018	11-30-2021
Wayne	37	\$37,108	\$21,450				Non-Exempt	-	-	X	12-01-2021	
Whiteside	37	\$37,596	\$31,961			\$42,296	Non-Exempt	-	X	X		
Williamson								-	-	-		
Woodford								-	-	-		

2022 Statewide Salary & Fringe Benefits Survey

Chief Deputy Supervisor Assessments

Name of County	Avg. # of Weekly Hrs Worked in Job	Current Salary	Starting Salary	Step 1	Step 2	Maximum Salary	Status	Merit Increase	Longevity Increase	COLA	Union Contract Start Date	Union Contract End Date
Adams								-	-	-		
Bond								-	-	-		
Brown		\$26,496						-	-	-		
Bureau	40	\$47,840					Non-Exempt	-	-	-	12-01-2019	11-30-2022
Carroll								-	-	-		
Crawford								-	-	-		
Cumberland	38	\$32,662						-	X	-	12-01-2019	11-30-2022
Dewitt	35	\$29,120	\$27,300				Non-Exempt	X	-	-		
Edwards	37	\$28,860	\$19,214					-	-	-		
Effingham	35	\$41,860					Non-Exempt	-	-	X		
Fayette								-	-	-		
Ford			\$26,812					-	-	-		
Fulton	35	\$47,666					Non-Exempt	X	X	-	12-01-2018	11-30-2022
Henry								-	-	-		
Iroquois	35	\$32,872	\$29,120					-	-	X		
Johnson	40	\$51,854						-	-	-		
Kendall								-	-	-		
Lee	40	\$53,456					Non-Exempt	-	-	-		
Livingston	38	\$33,813	\$31,278			\$49,745	Non-Exempt	-	-	X		
Logan	35	\$33,415	\$32,760					-	-	X		
Macon	35	\$40,000						-	-	-		
Madison	40	\$81,682	\$73,611	\$76,003	\$78,989	\$91,538	Non-Exempt	-	X	-		
Marshall		\$43,035						-	-	-		
Mason	40	\$39,951	\$28,831				Non-Exempt	-	X	X		

2022 Statewide Salary & Fringe Benefits Survey

Chief Deputy Supervisor Assessments

Name of County	Avg. # of Weekly Hrs Worked in Job	Current Salary	Starting Salary	Step 1	Step 2	Maximum Salary	Status	Merit Increase	Longevity Increase	COLA	Union Contract Start Date	Union Contract End Date
Menard	37	\$40,503					Non-Exempt	-	-	-		
Mercer								-	-	-		
Montgomery	35	\$38,597					Non-Exempt	-	-	-		
Ogle								-	-	-		
Pope	35	\$29,600						-	-	-		
Putnam	35	\$30,940					Non-Exempt	-	-	X		
Randolph	40	\$49,667						-	-	-		
Rock Island	40	\$71,073	\$60,870				Exempt	-	-	X		
Schuyler		\$34,772						-	-	-		
Stark	40	\$29,250						-	-	-		
Stephenson	35	\$33,280	\$33,280				Non-Exempt	-	-	X		
Tazewell	37	\$57,618	\$57,618			\$86,374	Exempt	X	-	X		
Union	35		\$27,937			\$38,566	Non-Exempt	X	X	-	12-01-2020	11-30-2025
Warren	37	\$27,788	\$24,004			\$34,203	Non-Exempt	-	X	-	12-01-2018	11-30-2021
Wayne	37	\$38,025	\$21,450				Non-Exempt	-	-	X		
Whiteside	35	\$36,709	\$33,743			\$44,663	Non-Exempt	-	X	X		
Williamson								-	-	-		
Woodford								-	-	-		

2022 Statewide Salary & Fringe Benefits Survey

Chief Deputy Treasurer

Name of County	Avg. # of Weekly Hrs Worked in Job	Current Salary	Starting Salary	Step 1	Step 2	Maximum Salary	Status	Merit Increase	Longevity Increase	COLA	Union Contract Start Date	Union Contract End Date
Adams	40	\$49,753					Exempt	-	-	X		
Bond	35	\$40,677	\$27,300				Non-Exempt	-	X	-	12-01-2019	11-30-2022
Brown		\$25,375						-	-	-		
Bureau								-	-	-		
Carroll								-	-	-		
Crawford		\$45,117					Non-Exempt	-	-	-	12-01-2019	11-30-2022
Cumberland	38	\$34,515						-	X	-	12-1-2019	11-30-2022
Dewitt	35	\$30,940	\$27,300				Non-Exempt	X	-	-		
Edwards	35	\$25,480	\$21,840					-	-	-		
Effingham	35	\$40,040					Non-Exempt	-	X	X		
Fayette	35	\$33,197	\$20,020				Non-Exempt	X	X	-	12-01-2020	11-30-2023
Ford			\$26,812					-	-	-		
Fulton	35	\$35,818					Non-Exempt	X	X	-	12-01-2018	11-30-2022
Henry								-	-	-		
Iroquois	35	\$41,835	\$29,120					-	-	X		
Johnson	40	\$34,881						-	-	-		
Kendall		\$93,665					Exempt	X	-	-		
Lee	40	\$41,250					Non-Exempt	-	-	-		
Livingston	38	\$33,891	\$31,278			\$49,745	Non-Exempt	-	-	X		
Logan	35	\$38,352	\$32,000					-	-	X		
Macon	35	\$48,525						-	-	-		
Madison	40	\$81,806	\$66,560	\$68,058	\$79,997	\$81,806	Non-Exempt	-	-	X		
Marshall		\$43,035						-	-	-		
Mason	40	\$31,373	\$28,831				Non-Exempt	-	X	X		

2022 Statewide Salary & Fringe Benefits Survey

Chief Deputy Treasurer

Name of County	Avg. # of Weekly Hrs Worked in Job	Current Salary	Starting Salary	Step 1	Step 2	Maximum Salary	Status	Merit Increase	Longevity Increase	COLA	Union Contract Start Date	Union Contract End Date
Menard	37	\$35,656					Non-Exempt	-	-	-		
Mercer	35	\$29,429	\$21,840	\$22,877	\$24,042	\$38,438	Non-Exempt	X	-	X	12-01-2018	11-30-2023
Montgomery	35	\$39,924					Non-Exempt	-	-	-		
Ogle	35	\$51,011					Non-Exempt	-	-	X		
Pope	35	\$29,600						-	-	-		
Putnam								-	-	-		
Randolph								-	-	-		
Rock Island	40	\$71,073	\$56,000				Exempt	-	-	X		
Schuyler		\$34,772						-	-	-		
Stark	15	\$5,000						-	-	-		
Stephenson	35	\$33,826	\$24,570				Non-Exempt	-	-	X		
Tazewell	37	\$72,661	\$57,618			\$86,374	Exempt	X	-	X		
Union	35		\$27,391			\$37,401	Non-Exempt	X	X	-	12-01-2020	11-30-2025
Warren	37	\$24,004	\$24,004			\$34,203	Non-Exempt	-	X	-	12-01-2018	11-30-2021
Wayne	37	\$29,367	\$21,450				Non-Exempt	-	-	X	12-01-2021	
Whiteside	37	\$34,983	\$33,989			\$44,967	Exempt	-	X	X		
Williamson	35	\$50,068						-	-	-		
Woodford	40	\$42,206					Non-Exempt	-	-	X		

2022 Statewide Salary & Fringe Benefits Survey

Clerk

Name of County	Avg. # of Weekly Hrs Worked in Job	Current Salary	Starting Salary	Step 1	Step 2	Maximum Salary	Status	Merit Increase	Longevity Increase	COLA	Union Contract Start Date	Union Contract End Date
Adams								-	-	-		
Bond	35	\$30,212	\$21,840				Non-Exempt	-	X	-	12-01-2019	11-30-2022
Brown		\$24,500						-	-	-		
Bureau	40	\$24,960					Non-Exempt	-	-	-	12-01-2019	11-30-2022
Carroll	35		\$25,480				Non-Exempt	X	-	-	12-01-2021	11-30-2025
Crawford								-	-	-		
Cumberland								-	-	-		
Dewitt	35		\$25,480				Non-Exempt	X	-	-		
Edwards								-	-	-		
Effingham	35	\$36,400	\$23,660	\$29,120	\$32,760	\$36,400	Non-Exempt	-	X	X		
Fayette								-	-	-		
Ford			\$25,837					-	-	-		
Fulton								-	-	-		
Henry								-	-	-		
Iroquois	35	\$24,212	\$23,660					X	-	-	11-01-2021	10-31-2023
Johnson								-	-	-		
Kendall		\$26,964					Non-Exempt	-	-	X	12-01-2019	11-30-2023
Lee								-	-	-		
Livingston	38	\$27,515	\$25,480			\$41,315	Non-Exempt	-	-	X		
Logan	35		\$32,000					-	-	X		
Macon								-	-	-		
Madison	40	\$32,989	\$32,989	\$33,115	\$35,371	\$41,614	Non-Exempt	-	-	-	12-01-2016	11-30-2020
Marshall								-	-	-		
Mason	40		\$23,428			\$37,321	Non-Exempt	-	X	X		

2022 Statewide Salary & Fringe Benefits Survey

Clerk

Name of County	Avg. # of Weekly Hrs Worked in Job	Current Salary	Starting Salary	Step 1	Step 2	Maximum Salary	Status	Merit Increase	Longevity Increase	COLA	Union Contract Start Date	Union Contract End Date
Menard	37	\$35,152					Non-Exempt	-	-	-		
Mercer	35							X	-	X	12-01-2018	11-30-2023
Montgomery								-	-	-		
Ogle	35		\$29,160			\$52,928	Non-Exempt	-	X	X	12-01-2019	11-30-2023
Pope	35	\$29,600						-	-	-		
Putnam								-	-	-		
Randolph								-	-	-		
Rock Island	40		\$27,310	\$28,641	\$30,285		Non-Exempt	-	X	X	12-01-2018	11-30-2021
Schuyler								-	-	-		
Stark								-	-	-		
Stephenson	35	\$26,325	\$26,325				Non-Exempt	-	-	X	12-01-2019	11-30-2021
Tazewell	37							X	-	X		
Union	35		\$27,391			\$37,401	Non-Exempt	X	X	-	12-01-2020	11-30-2025
Warren								-	-	-		
Wayne	37	\$28,080	\$21,450				Non-Exempt	-	-	X	12-01-2021	
Whiteside								-	-	-		
Williamson								-	-	-		
Woodford	40	\$34,612					Non-Exempt	-	X	X		

2022 Statewide Salary & Fringe Benefits Survey

Executive/Judicial Secretary

Name of County	Avg. # of Weekly Hrs Worked in Job	Current Salary	Starting Salary	Step 1	Step 2	Maximum Salary	Status	Merit Increase	Longevity Increase	COLA	Union Contract Start Date	Union Contract End Date
Adams								-	-	-		
Bond								-	-	-		
Brown								-	-	-		
Bureau	40	\$27,040					Non-Exempt	-	-	-		
Carroll								-	-	-		
Crawford								-	-	-		
Cumberland								-	-	-		
Dewitt	35	\$34,580	\$27,300				Non-Exempt	X	-	-		
Edwards								-	-	-		
Effingham	35	\$45,500					Non-Exempt	-	-	X		
Fayette								-	-	-		
Ford								-	-	-		
Fulton	35	\$45,286					Non-Exempt	X	-	-		
Henry								-	-	-		
Iroquois	35	\$29,584	\$29,120					-	-	X		
Johnson								-	-	-		
Kendall		\$44,500					Non-Exempt	X	-	-		
Lee	40	\$31,117					Non-Exempt	-	-	-		
Livingston	38	\$49,745	\$31,278			\$49,745	Non-Exempt	-	-	X		
Logan	35	\$37,618	\$32,000					-	-	X		
Macon	35	\$41,763					Exempt	-	-	-		
Madison	40	\$61,360	\$53,165			\$61,360	Non-Exempt	X	-	-		
Marshall								-	-	-		
Mason								-	-	-		

2022 Statewide Salary & Fringe Benefits Survey

Executive/Judicial Secretary

Name of County	Avg. # of Weekly Hrs Worked in Job	Current Salary	Starting Salary	Step 1	Step 2	Maximum Salary	Status	Merit Increase	Longevity Increase	COLA	Union Contract Start Date	Union Contract End Date
Menard								-	-	-		
Mercer								-	-	-		
Montgomery								-	-	-		
Ogle	35	\$52,432					Non-Exempt	-	-	X		
Pope	35	\$29,600						-	-	-		
Putnam								-	-	-		
Randolph	40	\$50,856						-	-	-		
Rock Island	40	\$48,200	\$31,200				Non-Exempt	-	-	X		
Schuyler								-	-	-		
Stark								-	-	-		
Stephenson								-	-	-		
Tazewell								-	-	-		
Union								-	-	-		
Warren								-	-	-		
Wayne								-	-	-		
Whiteside								-	-	-		
Williamson	35	\$42,606						-	-	-		
Woodford	40	\$38,136					Non-Exempt	-	-	X		

2022 Statewide Salary & Fringe Benefits Survey

Facilities Services Manager

Name of County	Avg. # of Weekly Hrs Worked in Job	Current Salary	Starting Salary	Step 1	Step 2	Maximum Salary	Status	Merit Increase	Longevity Increase	COLA	Union Contract Start Date	Union Contract End Date
Adams								-	-	-		
Bond								-	-	-		
Brown								-	-	-		
Bureau								-	-	-		
Carroll								-	-	-		
Crawford								-	-	-		
Cumberland								-	-	-		
Dewitt								-	-	-		
Edwards								-	-	-		
Effingham								-	-	-		
Fayette								-	-	-		
Ford								-	-	-		
Fulton								-	-	-		
Henry								-	-	-		
Iroquois								-	-	-		
Johnson								-	-	-		
Kendall								-	-	-		
Lee								-	-	-		
Livingston								-	-	-		
Logan								-	-	-		
Macon								-	-	-		
Madison	40	\$100,006	\$100,006			\$100,006	Non-Exempt	X	-	-		
Marshall								-	-	-		
Mason								-	-	-		

2022 Statewide Salary & Fringe Benefits Survey

Facilities Services Manager

Name of County	Avg. # of Weekly Hrs Worked in Job	Current Salary	Starting Salary	Step 1	Step 2	Maximum Salary	Status	Merit Increase	Longevity Increase	COLA	Union Contract Start Date	Union Contract End Date
Menard								-	-	-		
Mercer								-	-	-	12-01-2018	11-30-2023
Montgomery								-	-	-		
Ogle								-	-	-		
Pope								-	-	-		
Putnam								-	-	-		
Randolph								-	-	-		
Rock Island								-	-	-		
Schuyler								-	-	-		
Stark								-	-	-		
Stephenson	35	\$59,677	\$42,349				Exempt	-	-	X		
Tazewell								-	-	-		
Union								-	-	-		
Warren								-	-	-		
Wayne								-	-	-		
Whiteside								-	-	-		
Williamson								-	-	-		
Woodford								-	-	-		

2022 Statewide Salary & Fringe Benefits Survey

GIS Coordinator

Name of County	Avg. # of Weekly Hrs Worked in Job	Current Salary	Starting Salary	Step 1	Step 2	Maximum Salary	Status	Merit Increase	Longevity Increase	COLA	Union Contract Start Date	Union Contract End Date
Adams	40	\$61,318					Non-Exempt	-	-	X		
Bond								-	-	-		
Brown								-	-	-		
Bureau	40	\$43,680					Non-Exempt	-	-	-	12-01-2019	11-30-2022
Carroll	35	\$59,121					Exempt	X	-	-		
Crawford								-	-	-		
Cumberland								-	-	-		
Dewitt								-	-	-		
Edwards								-	-	-		
Effingham	35	\$50,960					Non-Exempt	-	-	X		
Fayette								-	-	-		
Ford								-	-	-		
Fulton								-	-	-		
Henry								-	-	-		
Iroquois								-	-	-		
Johnson								-	-	-		
Kendall		\$73,185					Exempt	X	-	-		
Lee								-	-	-		
Livingston	38	\$47,463	\$31,278			\$49,745	Non-Exempt	-	-	X		
Logan	12	\$23,926	\$16,000					-	-	X		
Macon	35	\$32,375					Exempt	-	-	-		
Madison	40	\$59,134	\$55,744			\$59,134	Non-Exempt	-	X	-	12-01-2016	11-30-2020
Marshall								-	-	-		
Mason								-	-	-		

2022 Statewide Salary & Fringe Benefits Survey

GIS Coordinator

Name of County	Avg. # of Weekly Hrs Worked in Job	Current Salary	Starting Salary	Step 1	Step 2	Maximum Salary	Status	Merit Increase	Longevity Increase	COLA	Union Contract Start Date	Union Contract End Date
Menard								-	-	-		
Mercer	35	\$30,631	\$21,840	\$22,877	\$24,042	\$38,438	Non-Exempt	X	-	X	12-01-2018	11-30-2023
Montgomery	35	\$40,275					Non-Exempt	-	-	-		
Ogle	40	\$68,666					Non-Exempt	-	-	X		
Pope	20	\$7,461						-	-	-		
Putnam								-	-	-		
Randolph								-	-	-		
Rock Island	40	\$79,820	\$59,600				Exempt	-	-	X		
Schuyler								-	-	-		
Stark								-	-	-		
Stephenson	35	\$52,666	\$33,500				Exempt	-	-	X		
Tazewell	37	\$54,701	\$51,288			\$76,718	Exempt	X	-	X		
Union								-	-	-		
Warren								-	-	-		
Wayne								-	-	-		
Whiteside	40	\$59,925	\$49,691			\$65,770	Exempt	-	X	X		
Williamson								-	-	-		
Woodford	40	\$39,166					Non-Exempt	-	X	X		

2022 Statewide Salary & Fringe Benefits Survey

IT Support/IT Assistant

Name of County	Avg. # of Weekly Hrs Worked in Job	Current Salary	Starting Salary	Step 1	Step 2	Maximum Salary	Status	Merit Increase	Longevity Increase	COLA	Union Contract Start Date	Union Contract End Date
Adams	40	\$32,926					Non-Exempt	-	-	X		
Bond								-	-	-		
Brown								-	-	-		
Bureau								-	-	-		
Carroll								-	-	-		
Crawford								-	-	-		
Cumberland								-	-	-		
Dewitt								-	-	-		
Edwards								-	-	-		
Effingham	35	\$72,800					Non-Exempt	-	-	X		
Fayette								-	-	-		
Ford								-	-	-		
Fulton								-	-	-		
Henry								-	-	-		
Iroquois								-	-	-		
Johnson								-	-	-		
Kendall		\$46,844					Non-Exempt	X	-	-		
Lee	40	\$44,720					Non-Exempt	-	-	-		
Livingston	38	\$34,125	\$34,886			\$53,352	Non-Exempt	-	-	X		
Logan								-	-	-		
Macon	35	\$57,865					Exempt	-	-	-		
Madison	40	\$64,147	\$63,502	\$64,147		\$64,147	Non-Exempt	-	-	X	12-01-2016	11-30-2020
Marshall								-	-	-		
Mason								-	-	-		

2022 Statewide Salary & Fringe Benefits Survey

IT Support/IT Assistant

Name of County	Avg. # of Weekly Hrs Worked in Job	Current Salary	Starting Salary	Step 1	Step 2	Maximum Salary	Status	Merit Increase	Longevity Increase	COLA	Union Contract Start Date	Union Contract End Date
Menard								-	-	-		
Mercer								-	-	-		
Montgomery	35	\$47,545					Non-Exempt	-	-	-		
Ogle	40	\$47,745					Non-Exempt	-	-	X		
Pope								-	-	-		
Putnam								-	-	-		
Randolph								-	-	-		
Rock Island	40	\$77,395	\$54,330				Exempt	-	-	X		
Schuyler								-	-	-		
Stark								-	-	-		
Stephenson								-	-	-		
Tazewell	40	\$43,180	\$40,516			\$60,659	Non-Exempt	X	-	X		
Union								-	-	-		
Warren								-	-	-		
Wayne								-	-	-		
Whiteside	35	\$42,752	\$35,890			\$47,502	Non-Exempt	-	X	X		
Williamson								-	-	-		
Woodford								-	-	-		

2022 Statewide Salary & Fringe Benefits Survey

Legal Secretary

Name of County	Avg. # of Weekly Hrs Worked in Job	Current Salary	Starting Salary	Step 1	Step 2	Maximum Salary	Status	Merit Increase	Longevity Increase	COLA	Union Contract Start Date	Union Contract End Date
Adams	40	\$43,513					Non-Exempt	-	-	X		
Bond								-	-	-		
Brown		\$30,973						-	-	-		
Bureau		\$49,920					Non-Exempt	-	-	-		
Carroll								-	-	-		
Crawford								-	-	-		
Cumberland								-	-	-		
Dewitt	35		\$27,300				Non-Exempt	-	-	-		
Edwards								-	-	-		
Effingham								-	-	-		
Fayette								-	-	-		
Ford		\$43,842						-	-	-		
Fulton								-	-	-		
Henry								-	-	-		
Iroquois								-	-	-		
Johnson								-	-	-		
Kendall		\$45,998					Non-Exempt	X	-	-		
Lee								-	-	-		
Livingston	38	\$39,429	\$31,278			\$49,745	Non-Exempt	-	-	X		
Logan	35	\$41,692	\$32,000					-	-	X		
Macon								-	-	-		
Madison	40	\$61,360	\$53,165			\$61,360	Non-Exempt	X	-	-		
Marshall								-	-	-		
Mason								-	-	-		

2022 Statewide Salary & Fringe Benefits Survey

Legal Secretary

Name of County	Avg. # of Weekly Hrs Worked in Job	Current Salary	Starting Salary	Step 1	Step 2	Maximum Salary	Status	Merit Increase	Longevity Increase	COLA	Union Contract Start Date	Union Contract End Date
Menard	37	\$34,999					Non-Exempt	-	-	-		
Mercer	35	\$36,600	\$21,840	\$22,877	\$24,042	\$38,438	Non-Exempt	X	-	X	12-01-2018	11-30-2023
Montgomery	35	\$34,580					Non-Exempt	-	-	-		
Ogle								-	-	-		
Pope	35	\$29,600						-	-	-		
Putnam								-	-	-		
Randolph	40	\$52,505						-	-	-		
Rock Island								-	-	-		
Schuyler		\$44,119						-	-	-		
Stark								-	-	-		
Stephenson								-	-	-		
Tazewell								-	-	-		
Union								-	-	-		
Warren	37	\$24,004	\$24,080			\$34,203	Non-Exempt	-	X	-	12-01-2018	11-30-2021
Wayne	37	\$43,225	\$29,250				Non-Exempt	-	-	X		
Whiteside	35	\$35,392	\$31,723			\$41,969	Non-Exempt	-	X	X		
Williamson	35	\$23,000						-	-	-		
Woodford	40	\$46,848					Non-Exempt	-	X	X		

2022 Statewide Salary & Fringe Benefits Survey

Probation Officer

Name of County	Avg. # of Weekly Hrs Worked in Job	Current Salary	Starting Salary	Step 1	Step 2	Maximum Salary	Status	Merit Increase	Longevity Increase	COLA	Union Contract Start Date	Union Contract End Date
Adams	40	\$50,252	\$47,840				Non-Exempt	-	-	X		
Bond	40	\$53,265	\$40,872				Non-Exempt	-	X	-		
Brown								-	-	-		
Bureau								-	-	-		
Carroll	35		\$36,267				Exempt	X	-	-		
Crawford								-	-	-		
Cumberland								-	-	-		
Dewitt								-	-	-		
Edwards								-	-	-		
Effingham	35	\$37,599	\$36,058				Non-Exempt	-	-	-	12-01-2017	11-30-2021
Fayette	35	\$57,587	\$55,924				Non-Exempt	X	X	-		
Ford		\$36,007						-	-	-		
Fulton								-	-	-		
Henry								-	-	-		
Iroquois	40	\$63,549	\$43,831					X	X	-	11-01-2018	10-31-2023
Johnson								-	-	-		
Kendall		\$40,844					Non-Exempt	-	-	X	12-01-2017	11-30-2021
Lee	40	\$88,085					Non-Exempt	-	-	-		
Livingston	38	\$54,113					Non-Exempt	-	-	X	12-01-2019	11-30-2022
Logan	35	\$46,248	\$33,433					-	-	X		
Macon	35		\$41,711	\$43,711	\$46,583	\$68,830	Exempt	-	-	-		
Madison	40	\$72,280	\$70,699	\$72,280		\$72,280	Non-Exempt	-	-	X	12-01-2016	11-30-2020
Marshall		\$58,423						-	-	-		
Mason	40		\$23,428			\$43,359	Non-Exempt	-	X	X		

2022 Statewide Salary & Fringe Benefits Survey

Probation Officer

Name of County	Avg. # of Weekly Hrs Worked in Job	Current Salary	Starting Salary	Step 1	Step 2	Maximum Salary	Status	Merit Increase	Longevity Increase	COLA	Union Contract Start Date	Union Contract End Date
Menard	37	\$54,840					Non-Exempt	-	-	-		
Mercer	35	\$33,980	\$33,980				Non-Exempt	X	-	-		
Montgomery	35	\$87,890					Exempt	-	X	-		
Ogle	35		\$40,081			\$76,250	Non-Exempt	X	X	X	12-01-2019	11-30-2022
Pope								-	-	-		
Putnam		\$41,358					Exempt	X	-	-		
Randolph								-	-	-		
Rock Island	40		\$42,205	\$43,471	\$44,776			-	X	X	12-01-2018	11-30-2021
Schuyler		\$58,490						-	-	-		
Stark	40	\$47,705						-	-	-		
Stephenson	35	\$35,732	\$36,268	\$39,985	\$41,985	\$76,549	Non-Exempt	X	X	X	12-01-2019	12-31-2022
Tazewell	40	\$44,720	\$44,720				Non-Exempt	X	-	X	12-01-2017	11-30-2021
Union								-	-	-		
Warren								-	-	-		
Wayne								-	-	-		
Whiteside	40	\$48,571					Non-Exempt	-	-	X	12-01-2020	11-30-2023
Williamson								-	-	-		
Woodford								-	-	-		

2022 Statewide Salary & Fringe Benefits Survey

Tax Extension Specialist

Name of County	Avg. # of Weekly Hrs Worked in Job	Current Salary	Starting Salary	Step 1	Step 2	Maximum Salary	Status	Merit Increase	Longevity Increase	COLA	Union Contract Start Date	Union Contract End Date
Adams								-	-	-		
Bond	35	\$29,029	\$27,300				Non-Exempt	-	X	-	12-01-2019	11-30-2022
Brown								-	-	-		
Bureau								-	-	-		
Carroll								-	-	-		
Crawford								-	-	-		
Cumberland								-	-	-		
Dewitt	35	\$29,120	\$27,300				Non-Exempt	X	-	-		
Edwards								-	-	-		
Effingham								-	-	-		
Fayette	35	\$24,806	\$15,925				Non-Exempt	X	X	-	12-01-2020	11-30-2023
Ford								-	-	-		
Fulton								-	-	-		
Henry								-	-	-		
Iroquois	35	\$22,077	\$22,077					-	-	X	11-01-2021	10-31-2023
Johnson								-	-	-		
Kendall		\$59,369					Exempt	X	-	-		
Lee	40	\$35,337					Non-Exempt	-	-	-		
Livingston	38	\$31,044	\$31,278			\$49,745	Non-Exempt	-	-	X		
Logan	35	\$36,720	\$32,000					-	-	X		
Macon								-	-	-		
Madison	40	\$68,245	\$66,747	\$68,245		\$68,245	Non-Exempt	-	-	X	12-01-2016	11-30-2020
Marshall								-	-	-		
Mason								-	-	-		

2022 Statewide Salary & Fringe Benefits Survey

Tax Extension Specialist

Name of County	Avg. # of Weekly Hrs Worked in Job	Current Salary	Starting Salary	Step 1	Step 2	Maximum Salary	Status	Merit Increase	Longevity Increase	COLA	Union Contract Start Date	Union Contract End Date
Menard								-	-	-		
Mercer								-	-	-		
Montgomery								-	-	-		
Ogle	35	\$32,960					Non-Exempt	-	-	X		
Pope								-	-	-		
Putnam								-	-	-		
Randolph								-	-	-		
Rock Island								-	-	-		
Schuyler								-	-	-		
Stark								-	-	-		
Stephenson								-	-	-		
Tazewell	37	\$51,685	\$37,983			\$56,867	Non-Exempt	X	-	X	12-01-2017	11-30-2021
Union								-	-	-		
Warren	37	\$24,004	\$24,004			\$34,203	Non-Exempt	-	X	-	12-01-2018	11-30-2021
Wayne								-	-	-		
Whiteside								-	-	-		
Williamson								-	-	-		
Woodford								-	-	-		

2022 Statewide Salary & Fringe Benefits Survey

Victim/Witness Assistant

Name of County	Avg. # of Weekly Hrs Worked in Job	Current Salary	Starting Salary	Step 1	Step 2	Maximum Salary	Status	Merit Increase	Longevity Increase	COLA	Union Contract Start Date	Union Contract End Date
Adams	40	\$47,764					Exempt	-	-	X		
Bond	25	\$25,250	\$25,250				Non-Exempt	-	-	-		
Brown								-	-	-		
Bureau	40	\$47,840					Non-Exempt	-	-	-		
Carroll	15	\$13,946					Exempt	X	-	-		
Crawford								-	-	-		
Cumberland								-	-	-		
Dewitt								-	-	-		
Edwards	15	\$14,820	\$14,820					-	-	-		
Effingham	35	\$43,680					Non-Exempt	-	-	X		
Fayette								-	-	-		
Ford								-	-	-		
Fulton								-	-	-		
Henry								-	-	-		
Iroquois								-	-	-		
Johnson	40	\$26,000						-	-	-	12-01-2020	11-30-2021
Kendall		\$53,705					Non-Exempt	X	-	-		
Lee	40	\$53,479					Non-Exempt	-	-	-		
Livingston	38	\$31,629	\$31,278			\$49,745	Non-Exempt	-	-	X		
Logan	35	\$38,250	\$37,500					-	-	X		
Macon	35	\$42,000					Exempt	-	-	-		
Madison	40	\$75,629	\$73,965	\$75,629		\$75,629	Non-Exempt	-	-	X	12-01-2016	11-30-2020
Marshall		\$43,035						-	-	-		
Mason								-	-	-		

2022 Statewide Salary & Fringe Benefits Survey

Victim/Witness Assistant

Name of County	Avg. # of Weekly Hrs Worked in Job	Current Salary	Starting Salary	Step 1	Step 2	Maximum Salary	Status	Merit Increase	Longevity Increase	COLA	Union Contract Start Date	Union Contract End Date
Menard	26	\$19,968					Non-Exempt	-	-	-		
Mercer	18	\$18,150	\$18,150				Non-Exempt	-	-	-		
Montgomery								-	-	-		
Ogle	35	\$47,000					Non-Exempt	-	-	X		
Pope	35	\$29,600						-	-	-		
Putnam								-	-	-		
Randolph	40	\$52,545						-	-	-		
Rock Island	40	\$53,851	\$39,728				Non-Exempt	-	-	X	12-01-2018	11-30-2021
Schuyler								-	-	-		
Stark								-	-	-		
Stephenson								-	-	-		
Tazewell								-	-	-		
Union								-	-	-		
Warren	37	\$25,000	\$35,000					-	-	-		
Wayne								-	-	-		
Whiteside	40	\$42,224	\$41,018			\$54,288	Non-Exempt	-	X	X		
Williamson								-	-	-		
Woodford	40	\$41,002					Non-Exempt	-	X	X		

2022 Statewide Salary & Fringe Benefits Survey

Youth Officer

Name of County	Avg. # of Weekly Hrs Worked in Job	Current Salary	Starting Salary	Step 1	Step 2	Maximum Salary	Status	Merit Increase	Longevity Increase	COLA	Union Contract Start Date	Union Contract End Date
Adams								-	-	-		
Bond								-	-	-		
Brown								-	-	-		
Bureau								-	-	-		
Carroll								-	-	-		
Crawford								-	-	-		
Cumberland								-	-	-		
Dewitt								-	-	-		
Edwards								-	-	-		
Effingham								-	-	-		
Fayette								-	-	-		
Ford		\$57,453						-	-	-		
Fulton								-	-	-		
Henry								-	-	-		
Iroquois								-	-	-		
Johnson								-	-	-		
Kendall		\$44,285					Non-Exempt	-	-	X	12-01-2019	11-30-2021
Lee								-	-	-		
Livingston								-	-	-		
Logan	35	\$71,984	\$47,000					-	-	X	12-01-2021	11-30-2023
Macon								-	-	-		
Madison	40	\$81,286	\$75,379	\$77,084	\$81,286	\$81,286	Non-Exempt	-	X	-	12-01-2016	11-30-2020
Marshall								-	-	-		
Mason								-	-	-		

2022 Statewide Salary & Fringe Benefits Survey

Youth Officer

Name of County	Avg. # of Weekly Hrs Worked in Job	Current Salary	Starting Salary	Step 1	Step 2	Maximum Salary	Status	Merit Increase	Longevity Increase	COLA	Union Contract Start Date	Union Contract End Date
Menard								-	-	-		
Mercer								-	-	-		
Montgomery	35	\$54,628					Non-Exempt	-	X	-		
Ogle								-	-	-		
Pope								-	-	-		
Putnam								-	-	-		
Randolph								-	-	-		
Rock Island								-	-	-		
Schuyler								-	-	-		
Stark								-	-	-		
Stephenson								-	-	-		
Tazewell								-	-	-		
Union								-	-	-		
Warren								-	-	-		
Wayne								-	-	-		
Whiteside								-	-	-		
Williamson								-	-	-		
Woodford	40	\$36,656					Non-Exempt	-	X	X		

2022 Statewide Salary & Fringe Benefits Survey

Building Inspector

Name of County	Avg. # of Weekly Hrs Worked in Job	Current Salary	Starting Salary	Step 1	Step 2	Maximum Salary	Status	Merit Increase	Longevity Increase	COLA	Union Contract Start Date	Union Contract End Date
Adams								-	-	-		
Bond								-	-	-		
Brown								-	-	-		
Bureau								-	-	-		
Carroll								-	-	-		
Crawford								-	-	-		
Cumberland								-	-	-		
Dewitt								-	-	-		
Edwards								-	-	-		
Effingham								-	-	-		
Fayette								-	-	-		
Ford								-	-	-		
Fulton								-	-	-		
Henry								-	-	-		
Iroquois								-	-	-		
Johnson								-	-	-		
Kendall		\$61,264					Exempt	X	-	-		
Lee								-	-	-		
Livingston								-	-	-		
Logan								-	-	-		
Macon								-	-	-		
Madison	40	\$68,245	\$68,245			\$68,245	Non-Exempt	X	-	-	12-01-2016	11-30-2020
Marshall								-	-	-		
Mason								-	-	-		

2022 Statewide Salary & Fringe Benefits Survey

Building Inspector

Name of County	Avg. # of Weekly Hrs Worked in Job	Current Salary	Starting Salary	Step 1	Step 2	Maximum Salary	Status	Merit Increase	Longevity Increase	COLA	Union Contract Start Date	Union Contract End Date
Menard								-	-	-		
Mercer								-	-	-		
Montgomery								-	-	-		
Ogle								-	-	-		
Pope								-	-	-		
Putnam								-	-	-		
Randolph								-	-	-		
Rock Island	40	\$74,131	\$52,894	\$55,016	\$58,801	\$75,213	Non-Exempt	-	X	X	12-01-2018	11-30-2021
Schuyler								-	-	-		
Stark								-	-	-		
Stephenson								-	-	-		
Tazewell	40	\$60,614	\$48,984			\$73,477	Non-Exempt	X	-	X		
Union								-	-	-		
Warren								-	-	-		
Wayne								-	-	-		
Whiteside								-	-	-		
Williamson								-	-	-		
Woodford								-	-	-		

2022 Statewide Salary & Fringe Benefits Survey

Civil Engineer

Name of County	Avg. # of Weekly Hrs Worked in Job	Current Salary	Starting Salary	Step 1	Step 2	Maximum Salary	Status	Merit Increase	Longevity Increase	COLA	Union Contract Start Date	Union Contract End Date
Adams								-	-	-		
Bond								-	-	-		
Brown								-	-	-		
Bureau	40	\$72,800					Non-Exempt	-	-	-		
Carroll								-	-	-		
Crawford								-	-	-		
Cumberland								-	-	-		
Dewitt								-	-	-		
Edwards								-	-	-		
Effingham	40	\$83,720					Exempt	-	-	X		
Fayette								-	-	-		
Ford								-	-	-		
Fulton								-	-	-		
Henry								-	-	-		
Iroquois								-	-	-		
Johnson								-	-	-		
Kendall								-	-	-		
Lee								-	-	-		
Livingston								-	-	-		
Logan	35	\$76,200	\$70,380				Non-Exempt	-	-	X		
Macon								-	-	-		
Madison	40	\$129,397	\$129,397			\$129,397	Non-Exempt	X	-	-		
Marshall								-	-	-		
Mason								-	-	-		

2022 Statewide Salary & Fringe Benefits Survey

Civil Engineer

Name of County	Avg. # of Weekly Hrs Worked in Job	Current Salary	Starting Salary	Step 1	Step 2	Maximum Salary	Status	Merit Increase	Longevity Increase	COLA	Union Contract Start Date	Union Contract End Date
Menard								-	-	-		
Mercer								-	-	-		
Montgomery								-	-	-		
Ogle	40	\$84,456					Non-Exempt	-	-	X		
Pope								-	-	-		
Putnam								-	-	-		
Randolph								-	-	-		
Rock Island								-	-	-		
Schuyler								-	-	-		
Stark								-	-	-		
Stephenson	40	\$91,432	\$84,994				Exempt	-	-	X		
Tazewell								-	-	-		
Union								-	-	-		
Warren	40	\$105,900					Exempt	-	-	-		
Wayne								-	-	-		
Whiteside								-	-	-		
Williamson								-	-	-		
Woodford								-	-	-		

2022 Statewide Salary & Fringe Benefits Survey

Custodian/Housekeeper

Name of County	Avg. # of Weekly Hrs Worked in Job	Current Salary	Starting Salary	Step 1	Step 2	Maximum Salary	Status	Merit Increase	Longevity Increase	COLA	Union Contract Start Date	Union Contract End Date
Adams	40	\$34,134	\$32,115				Non-Exempt	-	-	X		
Bond	22	\$16,848	\$14,040				Non-Exempt	-	X	-		
Brown		\$26,534						-	-	-		
Bureau								-	-	-		
Carroll	40	\$34,290					Exempt	X	-	-		
Crawford		\$28,246					Non-Exempt	-	-	-	12-01-2019	11-30-2022
Cumberland								-	-	-		
Dewitt	40		\$29,120				Non-Exempt	X	-	-		
Edwards	40	\$27,040	\$24,960					-	-	-		
Effingham								-	-	-		
Fayette	35	\$27,045	\$20,020				Non-Exempt	X	X	-	12-01-2020	11-30-2023
Ford			\$26,812					-	-	-		
Fulton								-	-	-		
Henry								-	-	-		
Iroquois	40	\$36,027	\$27,310					X	-	-		
Johnson								-	-	-		
Kendall								-	-	-		
Lee								-	-	-		
Livingston	40	\$24,252	\$21,008			\$38,230	Non-Exempt	-	-	X	12-01-2019	11-30-2022
Logan							Non-Exempt	-	-	-		
Macon								-	-	-		
Madison	40	\$37,100	\$32,968	\$34,050	\$36,018	\$37,100	Non-Exempt	-	-	X	12-01-2016	11-30-2020
Marshall								-	-	-		
Mason								-	-	-		

2022 Statewide Salary & Fringe Benefits Survey

Custodian/Housekeeper

Name of County	Avg. # of Weekly Hrs Worked in Job	Current Salary	Starting Salary	Step 1	Step 2	Maximum Salary	Status	Merit Increase	Longevity Increase	COLA	Union Contract Start Date	Union Contract End Date
Menard	37	\$31,824					Non-Exempt	-	-	-		
Mercer	40	\$31,221	\$24,960	\$24,960	\$26,125	\$43,909	Non-Exempt	X	-	X	12-01-2018	11-30-2023
Montgomery	40	\$39,540					Non-Exempt	-	-	-	01-17-2007	
Ogle	40		\$43,459			\$47,500	Non-Exempt	-	X	X	12-01-2017	11-30-2023
Pope		\$3,000						-	-	-		
Putnam								-	-	-		
Randolph	40	\$45,714						-	-	-		
Rock Island								-	-	-		
Schuyler								-	-	-		
Stark								-	-	-		
Stephenson	40	\$22,880	\$22,880				Non-Exempt	-	-	X	01-01-2018	12-31-2021
Tazewell								-	-	-		
Union	40	\$32,510	\$31,678			\$44,616	Non-Exempt	X	-	-	12-01-2020	11-30-2023
Warren	37	\$27,788	\$23,537			\$26,699	Non-Exempt	-	X	-	12-01-2018	11-30-2021
Wayne	40	\$29,889					Non-Exempt	-	-	X	12-01-2021	
Whiteside	40	\$33,977	\$32,094			\$42,474	Non-Exempt	-	X	X		
Williamson								-	-	-		
Woodford								-	-	-		

2022 Statewide Salary & Fringe Benefits Survey

Engineering Technician III

Name of County	Avg. # of Weekly Hrs Worked in Job	Current Salary	Starting Salary	Step 1	Step 2	Maximum Salary	Status	Merit Increase	Longevity Increase	COLA	Union Contract Start Date	Union Contract End Date
Adams								-	-	-		
Bond								-	-	-		
Brown								-	-	-		
Bureau	40	\$52,000					Non-Exempt	-	-	-	12-01-2019	11-30-2022
Carroll	40	\$46,641					Non-Exempt	X	-	-	12-01-2021	11-30-2025
Crawford								-	-	-		
Cumberland								-	-	-		
Dewitt								-	-	-		
Edwards								-	-	-		
Effingham	40	\$58,240					Non-Exempt	-	X	X		
Fayette								-	-	-		
Ford		\$60,632						-	-	-		
Fulton								-	-	-		
Henry								-	-	-		
Iroquois	40	\$52,411	\$49,400					X	-	-	11-01-2021	10-31-2023
Johnson								-	-	-		
Kendall								-	-	-		
Lee								-	-	-		
Livingston	40	\$72,280					Non-Exempt	-	-	X	12-01-2019	11-30-2022
Logan	35	\$68,472	\$63,240					-	-	X		
Macon	40	\$55,000					Non-Exempt	-	-	-		
Madison								-	-	-		
Marshall								-	-	-		
Mason								-	-	-		

2022 Statewide Salary & Fringe Benefits Survey

Engineering Technician III

Name of County	Avg. # of Weekly Hrs Worked in Job	Current Salary	Starting Salary	Step 1	Step 2	Maximum Salary	Status	Merit Increase	Longevity Increase	COLA	Union Contract Start Date	Union Contract End Date
Menard								-	-	-		
Mercer								-	-	-		
Montgomery								-	-	-		
Ogle	40	\$62,400					Non-Exempt	-	-	X		
Pope								-	-	-		
Putnam								-	-	-		
Randolph								-	-	-		
Rock Island								-	-	-		
Schuyler								-	-	-		
Stark								-	-	-		
Stephenson	40	\$57,969	\$38,730				Non-Exempt	-	-	-	12-01-2017	11-30-2021
Tazewell								-	-	-		
Union								-	-	-		
Warren								-	-	-		
Wayne								-	-	-		
Whiteside	40	\$63,461					Non-Exempt	-	-	X	12-01-2020	11-30-2023
Williamson								-	-	-		
Woodford	40	\$53,539					Non-Exempt	-	X	X		

2022 Statewide Salary & Fringe Benefits Survey

Equipment Operator

Name of County	Avg. # of Weekly Hrs Worked in Job	Current Salary	Starting Salary	Step 1	Step 2	Maximum Salary	Status	Merit Increase	Longevity Increase	COLA	Union Contract Start Date	Union Contract End Date
Adams								-	-	-		
Bond								-	-	-		
Brown								-	-	-		
Bureau								-	-	-		
Carroll								-	-	-		
Crawford								-	-	-		
Cumberland								-	-	-		
Dewitt								-	-	-		
Edwards								-	-	-		
Effingham								-	-	-		
Fayette								-	-	-		
Ford								-	-	-		
Fulton								-	-	-		
Henry								-	-	-		
Iroquois								-	-	-		
Johnson								-	-	-		
Kendall								-	-	-		
Lee								-	-	-		
Livingston								-	-	-		
Logan								-	-	-		
Macon								-	-	-		
Madison								-	-	-		
Marshall								-	-	-		
Mason								-	-	-		

2022 Statewide Salary & Fringe Benefits Survey

Equipment Operator

Name of County	Avg. # of Weekly Hrs Worked in Job	Current Salary	Starting Salary	Step 1	Step 2	Maximum Salary	Status	Merit Increase	Longevity Increase	COLA	Union Contract Start Date	Union Contract End Date
Menard								-	-	-		
Mercer								-	-	-		
Montgomery								-	-	-		
Ogle	40		\$60,320				Non-Exempt	-	-	X		
Pope								-	-	-		
Putnam								-	-	-		
Randolph								-	-	-		
Rock Island	40		\$64,584				Non-Exempt	-	-	X	12-1-2017	11-30-2022
Schuyler	40	\$49,175						-	-	-		
Stark								-	-	-		
Stephenson								-	-	-		
Tazewell								-	-	-		
Union	40		\$33,800			\$48,277	Non-Exempt	X	X	-	12-01-2018	11-30-2021
Warren								-	-	-		
Wayne								-	-	-		
Whiteside								-	-	-		
Williamson								-	-	-		
Woodford								-	-	-		

2022 Statewide Salary & Fringe Benefits Survey

Highway Foreman

Name of County	Avg. # of Weekly Hrs Worked in Job	Current Salary	Starting Salary	Step 1	Step 2	Maximum Salary	Status	Merit Increase	Longevity Increase	COLA	Union Contract Start Date	Union Contract End Date
Adams								-	-	-		
Bond	40	\$45,240	\$35,360				Non-Exempt	-	X	-	12-01-2018	11-30-2021
Brown		\$60,000						-	-	-		
Bureau	40	\$58,240					Non-Exempt	-	-	-	12-01-2019	11-30-2023
Carroll								-	-	-		
Crawford		\$68,397						-	-	-		
Cumberland	40	\$43,534						-	-	-		
Dewitt	40	\$43,680	\$41,600				Non-Exempt	-	X	-	12-01-2019	11-30-2022
Edwards	40	\$47,320						-	-	-		
Effingham	40	\$62,400					Non-Exempt	-	X	X		
Fayette	40	\$60,894					Non-Exempt	X	-	-		
Ford								-	-	-		
Fulton								-	-	-		
Henry								-	-	-		
Iroquois								-	-	-		
Johnson	40	\$62,649						-	-	-	11-17-2020	11-16-2023
Kendall		\$75,000					Exempt	X	-	-		
Lee	40	\$60,361						-	-	-		
Livingston	40	\$74,688	\$45,747			\$75,738	Non-Exempt	-	-	X		
Logan								-	-	-		
Macon	40	\$63,544					Exempt	-	-	-		
Madison	40	\$69,784	\$69,784			\$69,784	Non-Exempt	-	-	X		
Marshall	40	\$54,101						-	-	-		
Mason	40	\$56,305					Non-Exempt	-	-	X	12-01-2018	11-30-2021

2022 Statewide Salary & Fringe Benefits Survey

Highway Foreman

Name of County	Avg. # of Weekly Hrs Worked in Job	Current Salary	Starting Salary	Step 1	Step 2	Maximum Salary	Status	Merit Increase	Longevity Increase	COLA	Union Contract Start Date	Union Contract End Date
Menard	40	\$55,219					Non-Exempt	-	-	-		
Mercer	40	\$47,986	\$34,528	\$35,564	\$36,275	\$56,472	Non-Exempt	X	-	X	12-01-2018	11-30-2023
Montgomery	40	\$67,649					Non-Exempt	-	-	-		
Ogle	40		\$66,560			\$72,800	Non-Exempt	-	-	X		
Pope								-	-	-		
Putnam	40	\$52,000					Non-Exempt	-	-	X		
Randolph	40	\$60,507						-	-	-		
Rock Island		\$80,985						-	-	-		
Schuyler								-	-	-		
Stark								-	-	-		
Stephenson	40	\$60,507	\$44,782				Exempt	-	-	X		
Tazewell	40	\$77,256	\$61,460			\$92,132	Non-Exempt	X	-	X		
Union	40	\$56,014					Non-Exempt	X	X	-	12-01-2018	11-30-2021
Warren	40	\$46,280	\$38,002			\$46,280	Non-Exempt	-	X	-	12-01-2018	11-30-2021
Wayne	40	\$44,678					Non-Exempt	-	-	X	12-01-2021	
Whiteside	40	\$64,709					Non-Exempt	-	-	X	12-01-2020	11-30-2023
Williamson								-	-	-		
Woodford	40	\$70,387					Non-Exempt	-	X	X		

2022 Statewide Salary & Fringe Benefits Survey

Highway Maintenance

Name of County	Avg. # of Weekly Hrs Worked in Job	Current Salary	Starting Salary	Step 1	Step 2	Maximum Salary	Status	Merit Increase	Longevity Increase	COLA	Union Contract Start Date	Union Contract End Date
Adams	40	\$51,521	\$49,608				Non-Exempt	-	-	X		
Bond	40	\$43,284	\$35,360				Non-Exempt	-	X	-	12-01-2018	11-30-2021
Brown								-	-	-		
Bureau							Non-Exempt	-	-	-	12-01-2020	11-30-2023
Carroll	40		\$37,440				Non-Exempt	X	-	-	12-01-2021	11-30-2021
Crawford								-	-	-		
Cumberland								-	-	-		
Dewitt	40		\$37,440				Non-Exempt	-	X	-	12-01-2019	11-30-2022
Edwards	40	\$35,360	\$33,280					-	-	-		
Effingham	40	\$52,000	\$41,600	\$43,680	\$47,840	\$52,000	Non-Exempt	-	X	X		
Fayette	40	\$52,244					Non-Exempt	X	-	-	12-01-2020	11-30-2023
Ford								-	-	-		
Fulton								-	-	-		
Henry								-	-	-		
Iroquois	40	\$44,751	\$41,371					X	-	-	11-01-2021	10-31-2023
Johnson	40	\$60,569	\$35,360					-	-	-	11-17-2020	11-16-2023
Kendall		\$50,100					Non-Exempt	-	-	X	12-01-2018	11-30-2020
Lee	40	\$56,201						-	-	-		
Livingston	40	\$58,531					Non-Exempt	-	-	X	12-01-2019	11-30-2022
Logan	35	\$49,906	\$47,500				Non-Exempt	-	-	X	12-01-2021	11-30-2024
Macon	40	\$32,240					Non-Exempt	-	-	-		
Madison	40	\$66,498	\$59,405	\$64,418	\$65,458	\$66,498	Non-Exempt	-	-	X	12-01-2016	11-30-2020
Marshall								-	-	-		
Mason	40	\$51,022					Non-Exempt	-	-	X	12-01-2018	11-30-2021

2022 Statewide Salary & Fringe Benefits Survey

Highway Maintenance

Name of County	Avg. # of Weekly Hrs Worked in Job	Current Salary	Starting Salary	Step 1	Step 2	Maximum Salary	Status	Merit Increase	Longevity Increase	COLA	Union Contract Start Date	Union Contract End Date
Menard	40	\$45,715					Non-Exempt	-	-	-		
Mercer	40	\$35,589	\$30,098	\$31,001	\$31,621	\$49,234	Non-Exempt	X	-	X	12-01-2018	11-30-2023
Montgomery	40	\$54,912					Non-Exempt	-	-	-	05-15-1994	
Ogle								-	-	-		
Pope								-	-	-		
Putnam								-	-	-		
Randolph								-	-	-		
Rock Island								-	-	-		
Schuyler								-	-	-		
Stark								-	-	-		
Stephenson	40	\$49,338	\$38,730				Non-Exempt	-	-	X	12-01-2017	11-30-2021
Tazewell	40	\$63,162	\$63,162				Non-Exempt	-	-	-	12-01-2019	11-30-2023
Union								-	-	-		
Warren	40		\$20,862				Non-Exempt	-	X	-	12-01-2018	11-30-2021
Wayne	40	\$41,558					Non-Exempt	-	-	X	12-01-2021	
Whiteside	40	\$60,133					Non-Exempt	-	-	X	12-01-2020	11-30-2023
Williamson								-	-	-		
Woodford	40	\$53,342					Non-Exempt	-	X	X		

2022 Statewide Salary & Fringe Benefits Survey

Labor Foreman

Name of County	Avg. # of Weekly Hrs Worked in Job	Current Salary	Starting Salary	Step 1	Step 2	Maximum Salary	Status	Merit Increase	Longevity Increase	COLA	Union Contract Start Date	Union Contract End Date
Adams								-	-	-		
Bond								-	-	-		
Brown								-	-	-		
Bureau								-	-	-		
Carroll								-	-	-		
Crawford								-	-	-		
Cumberland	40	\$39,894						-	-	-		
Dewitt								-	-	-		
Edwards								-	-	-		
Effingham								-	-	-		
Fayette								-	-	-		
Ford								-	-	-		
Fulton								-	-	-		
Henry								-	-	-		
Iroquois								-	-	-		
Johnson								-	-	-		
Kendall								-	-	-		
Lee								-	-	-		
Livingston								-	-	-		
Logan								-	-	-		
Macon								-	-	-		
Madison	40	\$69,784	\$69,784			\$69,784	Non-Exempt	-	-	X		
Marshall								-	-	-		
Mason								-	-	-		

2022 Statewide Salary & Fringe Benefits Survey

Labor Foreman

Name of County	Avg. # of Weekly Hrs Worked in Job	Current Salary	Starting Salary	Step 1	Step 2	Maximum Salary	Status	Merit Increase	Longevity Increase	COLA	Union Contract Start Date	Union Contract End Date
Menard								-	-	-		
Mercer								-	-	-		
Montgomery								-	-	-		
Ogle								-	-	-		
Pope								-	-	-		
Putnam								-	-	-		
Randolph	40	\$59,675						-	-	-		
Rock Island								-	-	-		
Schuyler								-	-	-		
Stark								-	-	-		
Stephenson								-	-	-		
Tazewell								-	-	-		
Union								-	-	-		
Warren								-	-	-		
Wayne								-	-	-		
Whiteside								-	-	-		
Williamson								-	-	-		
Woodford								-	-	-		

2022 Statewide Salary & Fringe Benefits Survey

Laborer

Name of County	Avg. # of Weekly Hrs Worked in Job	Current Salary	Starting Salary	Step 1	Step 2	Maximum Salary	Status	Merit Increase	Longevity Increase	COLA	Union Contract Start Date	Union Contract End Date
Adams								-	-	-		
Bond								-	-	-		
Brown	40	\$47,000						-	-	-		
Bureau								-	-	-		
Carroll								-	-	-		
Crawford								-	-	-		
Cumberland	40	\$35,172						-	-	-		
Dewitt								-	-	-		
Edwards								-	-	-		
Effingham								-	-	-		
Fayette								-	-	-		
Ford								-	-	-		
Fulton								-	-	-		
Henry								-	-	-		
Iroquois								-	-	-		
Johnson								-	-	-		
Kendall								-	-	-		
Lee								-	-	-		
Livingston	40	\$34,195					Non-Exempt	-	-	X	12-01-2019	11-30-2022
Logan								-	-	-		
Macon								-	-	-		
Madison	40	\$42,453	\$42,453			\$42,453	Non-Exempt	-	-	-	12-01-2016	11-30-2020
Marshall								-	-	-		
Mason								-	-	-		

2022 Statewide Salary & Fringe Benefits Survey

Laborer

Name of County	Avg. # of Weekly Hrs Worked in Job	Current Salary	Starting Salary	Step 1	Step 2	Maximum Salary	Status	Merit Increase	Longevity Increase	COLA	Union Contract Start Date	Union Contract End Date
Menard								-	-	-		
Mercer								-	-	-		
Montgomery								-	-	-		
Ogle	40	\$62,400					Non-Exempt	-	-	X		
Pope								-	-	-		
Putnam	40	\$27,040					Non-Exempt	X	-	-		
Randolph								-	-	-		
Rock Island			\$63,024				Non-Exempt	-	-	X	12-01-2017	11-30-2022
Schuyler								-	-	-		
Stark								-	-	-		
Stephenson								-	-	-		
Tazewell								-	-	-		
Union								-	-	-		
Warren	40	\$34,882	\$32,510			\$41,122	Non-Exempt	-	X	-	12-01-2018	11-30-2021
Wayne								-	-	-		
Whiteside								-	-	-		
Williamson								-	-	-		
Woodford								-	-	-		

2022 Statewide Salary & Fringe Benefits Survey

Maintenance Mechanic

Name of County	Avg. # of Weekly Hrs Worked in Job	Current Salary	Starting Salary	Step 1	Step 2	Maximum Salary	Status	Merit Increase	Longevity Increase	COLA	Union Contract Start Date	Union Contract End Date
Adams								-	-	-		
Bond								-	-	-		
Brown								-	-	-		
Bureau	40	\$47,840					Non-Exempt	-	-	-	12-01-2020	11-30-2023
Carroll								-	-	-		
Crawford								-	-	-		
Cumberland								-	-	-		
Dewitt								-	-	-		
Edwards								-	-	-		
Effingham								-	-	-		
Fayette								-	-	-		
Ford								-	-	-		
Fulton								-	-	-		
Henry								-	-	-		
Iroquois								-	-	-		
Johnson	40	\$61,568	\$36,400					-	-	-	11-17-2020	11-16-2023
Kendall								-	-	-		
Lee								-	-	-		
Livingston	40	\$40,435					Non-Exempt	-	-	X	12-01-2019	11-30-2022
Logan								-	-	-		
Macon	40	\$47,132					Non-Exempt	-	-	-		
Madison								-	-	-		
Marshall								-	-	-		
Mason								-	-	-		

2022 Statewide Salary & Fringe Benefits Survey

Maintenance Mechanic

Name of County	Avg. # of Weekly Hrs Worked in Job	Current Salary	Starting Salary	Step 1	Step 2	Maximum Salary	Status	Merit Increase	Longevity Increase	COLA	Union Contract Start Date	Union Contract End Date
Menard								-	-	-		
Mercer								-	-	-		
Montgomery	40	\$55,640					Non-Exempt	-	-	-	02-29-2012	
Ogle								-	-	-		
Pope								-	-	-		
Putnam								-	-	-		
Randolph								-	-	-		
Rock Island	40		\$38,002	\$39,541	\$42,100	\$53,976	Non-Exempt	-	X	X	12-01-2018	11-30-2021
Schuyler								-	-	-		
Stark								-	-	-		
Stephenson	40	\$43,805	\$40,061				Non-Exempt	-	X	X	12-01-2017	11-30-2021
Tazewell	40	\$66,816	\$66,816				Non-Exempt	-	-	-	12-01-2019	11-30-2023
Union								-	-	-		
Warren								-	-	-		
Wayne								-	-	-		
Whiteside								-	-	-		
Williamson								-	-	-		
Woodford								-	-	-		

2022 Statewide Salary & Fringe Benefits Survey

Maintenance Worker I

Name of County	Avg. # of Weekly Hrs Worked in Job	Current Salary	Starting Salary	Step 1	Step 2	Maximum Salary	Status	Merit Increase	Longevity Increase	COLA	Union Contract Start Date	Union Contract End Date
Adams								-	-	-		
Bond								-	-	-		
Brown								-	-	-		
Bureau								-	-	-		
Carroll								-	-	-		
Crawford								-	-	-		
Cumberland								-	-	-		
Dewitt	40	\$43,680	\$33,280				Non-Exempt	X	-	-		
Edwards								-	-	-		
Effingham	40	\$52,000					Non-Exempt	-	X	-	12-01-2021	11-30-2025
Fayette	20	\$15,454	\$15,454				Non-Exempt	X	X	-	12-01-2020	11-30-2023
Ford								-	-	-		
Fulton								-	-	-		
Henry								-	-	-		
Iroquois								-	-	-		
Johnson								-	-	-		
Kendall		\$39,458					Non-Exempt	-	-	X	12-01-2019	11-30-2022
Lee								-	-	-		
Livingston								-	-	-		
Logan								-	-	-		
Macon								-	-	-		
Madison	40	\$45,282	\$45,282			\$45,282	Non-Exempt	-	-	X	12-01-2016	11-30-2020
Marshall								-	-	-		
Mason								-	-	-		

2022 Statewide Salary & Fringe Benefits Survey

Maintenance Worker I

Name of County	Avg. # of Weekly Hrs Worked in Job	Current Salary	Starting Salary	Step 1	Step 2	Maximum Salary	Status	Merit Increase	Longevity Increase	COLA	Union Contract Start Date	Union Contract End Date
Menard								-	-	-		
Mercer								-	-	-		
Montgomery								-	-	-		
Ogle								-	-	-		
Pope								-	-	-		
Putnam	40	\$43,680					Non-Exempt	-	-	X		
Randolph								-	-	-		
Rock Island								-	-	-		
Schuyler								-	-	-		
Stark								-	-	-		
Stephenson	40	\$49,338	\$38,730				Non-Exempt	-	-	X	12-01-2017	11-30-2021
Tazewell								-	-	-		
Union	40	\$41,246	\$34,798			\$66,934	Non-Exempt	X	-	-	12-01-2020	11-30-2021
Warren								-	-	-		
Wayne								-	-	-		
Whiteside								-	-	-		
Williamson								-	-	-		
Woodford								-	-	-		

2022 Statewide Salary & Fringe Benefits Survey

Maintainer II

Name of County	Avg. # of Weekly Hrs Worked in Job	Current Salary	Starting Salary	Step 1	Step 2	Maximum Salary	Status	Merit Increase	Longevity Increase	COLA	Union Contract Start Date	Union Contract End Date
Adams								-	-	-		
Bond								-	-	-		
Brown								-	-	-		
Bureau								-	-	-		
Carroll								-	-	-		
Crawford								-	-	-		
Cumberland								-	-	-		
Dewitt								-	-	-		
Edwards								-	-	-		
Effingham	40	\$47,840					Non-Exempt	-	X	-	12-01-2021	11-30-2025
Fayette								-	-	-		
Ford								-	-	-		
Fulton								-	-	-		
Henry								-	-	-		
Iroquois								-	-	-		
Johnson								-	-	-		
Kendall								-	-	-		
Lee								-	-	-		
Livingston								-	-	-		
Logan								-	-	-		
Macon								-	-	-		
Madison	40	\$55,744	\$55,744			\$55,744	Non-Exempt	-	-	X	12-01-2016	11-30-2020
Marshall								-	-	-		
Mason								-	-	-		

2022 Statewide Salary & Fringe Benefits Survey

Maintainer II

Name of County	Avg. # of Weekly Hrs Worked in Job	Current Salary	Starting Salary	Step 1	Step 2	Maximum Salary	Status	Merit Increase	Longevity Increase	COLA	Union Contract Start Date	Union Contract End Date
Menard								-	-	-		
Mercer								-	-	-		
Montgomery	40	\$55,640					Non-Exempt	-	-	-	02-12-2018	
Ogle	40	\$66,560					Non-Exempt	-	-	X		
Pope								-	-	-		
Putnam								-	-	-		
Randolph								-	-	-		
Rock Island								-	-	-		
Schuyler								-	-	-		
Stark								-	-	-		
Stephenson								-	-	-		
Tazewell								-	-	-		
Union								-	-	-		
Warren								-	-	-		
Wayne								-	-	-		
Whiteside								-	-	-		
Williamson								-	-	-		
Woodford								-	-	-		

2022 Statewide Salary & Fringe Benefits Survey

Mechanic

Name of County	Avg. # of Weekly Hrs Worked in Job	Current Salary	Starting Salary	Step 1	Step 2	Maximum Salary	Status	Merit Increase	Longevity Increase	COLA	Union Contract Start Date	Union Contract End Date
Adams								-	-	-		
Bond								-	-	-		
Brown								-	-	-		
Bureau	40	\$47,840					Non-Exempt	-	-	-	12-01-2020	11-30-2023
Carroll	40		\$43,264				Non-Exempt	X	-	-	12-01-2021	11-30-2025
Crawford								-	-	-		
Cumberland								-	-	-		
Dewitt								-	-	-		
Edwards								-	-	-		
Effingham								-	-	-		
Fayette								-	-	-		
Ford								-	-	-		
Fulton								-	-	-		
Henry								-	-	-		
Iroquois								-	-	-		
Johnson								-	-	-		
Kendall								-	-	-		
Lee	40	\$54,375						-	-	-		
Livingston								-	-	-		
Logan	35	\$46,675	\$45,946				Non-Exempt	-	-	X	12-01-2021	11-30-2024
Macon	40	\$35,360					Non-Exempt	-	-	-		
Madison	40	\$66,498	\$66,498			\$66,498	Non-Exempt	-	-	X	12-01-2016	11-30-2020
Marshall								-	-	-		
Mason								-	-	-		

2022 Statewide Salary & Fringe Benefits Survey

Mechanic

Name of County	Avg. # of Weekly Hrs Worked in Job	Current Salary	Starting Salary	Step 1	Step 2	Maximum Salary	Status	Merit Increase	Longevity Increase	COLA	Union Contract Start Date	Union Contract End Date
Menard								-	-	-		
Mercer								-	-	-		
Montgomery	40	\$55,640					Non-Exempt	-	-	-	02-29-2012	
Ogle								-	-	-		
Pope								-	-	-		
Putnam								-	-	-		
Randolph								-	-	-		
Rock Island			\$63,835				Non-Exempt	-	-	X	12-01-2017	11-30-2022
Schuyler								-	-	-		
Stark								-	-	-		
Stephenson								-	-	-		
Tazewell								-	-	-		
Union	40	\$34,320				\$48,797	Non-Exempt	X	X	-	12-01-2018	11-30-2021
Warren	40		\$35,922			\$44,866	Non-Exempt	-	X	-	12-01-2018	11-30-2021
Wayne								-	-	-		
Whiteside	40	\$60,549					Non-Exempt	-	-	X	12-01-2020	11-30-2023
Williamson								-	-	-		
Woodford	40	\$53,581					Non-Exempt	-	X	X		

2022 Statewide Salary & Fringe Benefits Survey

Nurse RN

Name of County	Avg. # of Weekly Hrs Worked in Job	Current Salary	Starting Salary	Step 1	Step 2	Maximum Salary	Status	Merit Increase	Longevity Increase	COLA	Union Contract Start Date	Union Contract End Date
Adams	40	\$42,848	\$41,600				Non-Exempt	-	-	X		
Bond	35	\$44,262	\$32,760				Non-Exempt	-	X	-		
Brown								-	-	-		
Bureau	40	\$49,920					Non-Exempt	-	-	-		
Carroll	34	\$50,802					Exempt	X	-	-		
Crawford								-	-	-		
Cumberland	36	\$43,667						-	-	-		
Dewitt								-	-	-		
Edwards	40	\$35,360	\$35,360					-	-	-		
Effingham	40	\$54,080	\$47,840			\$68,640	Non-Exempt	-	-	X		
Fayette	35	\$37,856					Non-Exempt	X	X	-		
Ford								-	-	-		
Fulton								-	-	-		
Henry								-	-	-		
Iroquois		\$53,846	\$49,140					X	X	-		
Johnson								-	-	-		
Kendall		\$53,474					Non-Exempt	X	-	-		
Lee	40	\$58,500						-	-	-		
Livingston	38	\$56,199	\$38,240			\$68,250	Non-Exempt	-	-	X		
Logan	37	\$80,995	\$66,664				Non-Exempt	-	-	X	12-01-2021	11-30-2024
Macon	35	\$39,460					Exempt	-	-	-		
Madison	40	\$55,744	\$49,962	\$51,085	\$52,085	\$55,744	Non-Exempt	-	X	-	12-01-2016	11-30-2020
Marshall								-	-	-		
Mason								-	-	-		

2022 Statewide Salary & Fringe Benefits Survey

Nurse RN

Name of County	Avg. # of Weekly Hrs Worked in Job	Current Salary	Starting Salary	Step 1	Step 2	Maximum Salary	Status	Merit Increase	Longevity Increase	COLA	Union Contract Start Date	Union Contract End Date
Menard								-	-	-		
Mercer	36	\$41,184	\$37,440				Non-Exempt	-	-	X		
Montgomery	35	\$41,246					Non-Exempt	-	-	-		
Ogle	40		\$29,130			\$51,724	Non-Exempt	-	-	X		
Pope								-	-	-		
Putnam								-	-	-		
Randolph								-	-	-		
Rock Island			\$37,274	\$38,765	\$40,316		Non-Exempt	-	X	X	12-01-2017	11-30-2022
Schuyler								-	-	-		
Stark								-	-	-		
Stephenson	80	\$56,160	\$52,000				Exempt	-	-	X		
Tazewell	37	\$45,923	\$45,923			\$68,884	Non-Exempt	X	-	X		
Union								-	-	-		
Warren	37	\$50,047					Non-Exempt	-	-	-		
Wayne	40	\$43,888					Non-Exempt	-	-	X		
Whiteside	40	\$61,818					Non-Exempt	-	-	X		
Williamson								-	-	-		
Woodford	40	\$39,390					Non-Exempt	-	-	X		

2022 Statewide Salary & Fringe Benefits Survey

Operator II

Name of County	Avg. # of Weekly Hrs Worked in Job	Current Salary	Starting Salary	Step 1	Step 2	Maximum Salary	Status	Merit Increase	Longevity Increase	COLA	Union Contract Start Date	Union Contract End Date
Adams								-	-	-		
Bond								-	-	-		
Brown								-	-	-		
Bureau								-	-	-		
Carroll								-	-	-		
Crawford								-	-	-		
Cumberland								-	-	-		
Dewitt								-	-	-		
Edwards								-	-	-		
Effingham								-	-	-		
Fayette								-	-	-		
Ford								-	-	-		
Fulton								-	-	-		
Henry								-	-	-		
Iroquois								-	-	-		
Johnson								-	-	-		
Kendall								-	-	-		
Lee								-	-	-		
Livingston								-	-	-		
Logan								-	-	-		
Macon								-	-	-		
Madison	40	\$64,730	\$64,730			\$64,730	Non-Exempt	X	-	-	12-01-2016	11-30-2020
Marshall								-	-	-		
Mason								-	-	-		

2022 Statewide Salary & Fringe Benefits Survey

Operator II

Name of County	Avg. # of Weekly Hrs Worked in Job	Current Salary	Starting Salary	Step 1	Step 2	Maximum Salary	Status	Merit Increase	Longevity Increase	COLA	Union Contract Start Date	Union Contract End Date
Menard								-	-	-		
Mercer								-	-	-		
Montgomery								-	-	-		
Ogle								-	-	-		
Pope								-	-	-		
Putnam								-	-	-		
Randolph								-	-	-		
Rock Island								-	-	-		
Schuyler								-	-	-		
Stark								-	-	-		
Stephenson								-	-	-		
Tazewell								-	-	-		
Union								-	-	-		
Warren								-	-	-		
Wayne								-	-	-		
Whiteside								-	-	X		
Williamson								-	-	-		
Woodford								-	-	-		

2022 Statewide Salary & Fringe Benefits Survey

Sanitarian

Name of County	Avg. # of Weekly Hrs Worked in Job	Current Salary	Starting Salary	Step 1	Step 2	Maximum Salary	Status	Merit Increase	Longevity Increase	COLA	Union Contract Start Date	Union Contract End Date
Adams								-	-	-		
Bond								-	-	-		
Brown								-	-	-		
Bureau	40	\$64,480					Non-Exempt	-	-	X		
Carroll								-	-	-		
Crawford								-	-	-		
Cumberland								-	-	-		
Dewitt								-	-	-		
Edwards								-	-	-		
Effingham								-	-	-		
Fayette								-	-	-		
Ford								-	-	-		
Fulton								-	-	-		
Henry								-	-	-		
Iroquois								-	-	-		
Johnson								-	-	-		
Kendall		\$48,880					Non-Exempt	X	-	-		
Lee								-	-	-		
Livingston	38	\$53,606	\$38,240			\$68,250	Non-Exempt	-	-	X		
Logan	37	\$36,400	\$28,000				Non-Exempt	-	-	X	12-01-2021	11-30-2024
Macon	35	\$51,742					Exempt	-	-	-		
Madison	40	\$55,744	\$48,859	\$49,962	\$51,085	\$55,744	Non-Exempt	-	-	X	12-01-2016	11-30-2020
Marshall								-	-	-		
Mason								-	-	-		

2022 Statewide Salary & Fringe Benefits Survey

Sanitarian

Name of County	Avg. # of Weekly Hrs Worked in Job	Current Salary	Starting Salary	Step 1	Step 2	Maximum Salary	Status	Merit Increase	Longevity Increase	COLA	Union Contract Start Date	Union Contract End Date
Menard								-	-	-		
Mercer								-	-	-		
Montgomery								-	-	-		
Ogle	35	\$88,724					Non-Exempt	-	-	X		
Pope								-	-	-		
Putnam								-	-	-		
Randolph								-	-	-		
Rock Island			\$37,274	\$38,765	\$40,316		Non-Exempt	-	X	X	12-01-2017	11-30-2022
Schuyler								-	-	-		
Stark								-	-	-		
Stephenson								-	-	-		
Tazewell	37	\$45,923	\$45,923			\$68,884	Non-Exempt	X	-	X		
Union								-	-	-		
Warren								-	-	-		
Wayne								-	-	-		
Whiteside	40	\$45,448					Non-Exempt	-	-	X		
Williamson								-	-	-		
Woodford	40	\$46,994					Non-Exempt	-	-	X		

2022 Statewide Salary & Fringe Benefits Survey

Bailiff

Name of County	Avg. # of Weekly Hrs Worked in Job	Current Salary	Starting Salary	Step 1	Step 2	Maximum Salary	Status	Merit Increase	Longevity Increase	COLA	Union Contract Start Date	Union Contract End Date
Adams								-	-	-		
Bond	16	\$15,808					Non-Exempt	-	-	-		
Brown								-	-	-		
Bureau		\$58,087					Non-Exempt	-	-	-	12-01-2018	11-30-2022
Carroll	20		\$15,000				Exempt	-	-	-		
Crawford								-	-	-		
Cumberland								-	-	-		
Dewitt	16		\$27,040					-	-	-		
Edwards								-	-	-		
Effingham	40	\$47,840	\$43,680	\$47,840	\$47,840	\$54,080	Non-Exempt	-	X	-	12-01-2021	11-30-2025
Fayette								-	-	-		
Ford								-	-	-		
Fulton								-	-	-		
Henry								-	-	-		
Iroquois								-	-	-		
Johnson	40	\$22,880						-	-	-		
Kendall		\$42,300					Non-Exempt	X	-	-		
Lee		\$18,000						-	-	-		
Livingston	5	\$6,000	\$19,695			\$35,841	Non-Exempt	-	-	X		
Logan	13	\$8,788					Non-Exempt	-	-	-		
Macon	35		\$39,818	\$42,837	\$43,768	\$59,884		-	-	-		
Madison	40	\$62,525	\$60,840	\$62,525		\$62,525	Non-Exempt	-	X	-	12-01-2016	11-30-2020
Marshall		\$13,645						-	-	-		
Mason	20	\$16,432						-	-	X		

2022 Statewide Salary & Fringe Benefits Survey

Bailiff

Name of County	Avg. # of Weekly Hrs Worked in Job	Current Salary	Starting Salary	Step 1	Step 2	Maximum Salary	Status	Merit Increase	Longevity Increase	COLA	Union Contract Start Date	Union Contract End Date
Menard	19							-	-	-		
Mercer	28	\$20,384	\$20,384					-	-	-		
Montgomery								-	-	-		
Ogle	40		\$51,581			\$80,064	Non-Exempt	-	X	X	12-01-2017	11-30-2023
Pope								-	-	-		
Putnam	7	\$6,188					Non-Exempt	-	-	X		
Randolph								-	-	-		
Rock Island	19	\$10,868					Non-Exempt	-	-	-		
Schuyler		\$10,000						-	-	-		
Stark								-	-	-		
Stephenson	40	\$47,195	\$42,540				Non-Exempt	-	X	X	01-01-2020	12-31-2023
Tazewell	37	\$11,700	\$11,700				Non-Exempt	-	-	X		
Union	19	\$10,868					Non-Exempt	-	-	-		
Warren								-	-	-		
Wayne		\$3,500					Non-Exempt	-	-	-		
Whiteside	40	\$38,853	\$36,254			\$47,965	Non-Exempt	-	X	X		
Williamson								-	-	-		
Woodford	40	\$29,120					Non-Exempt	-	-	-		

2022 Statewide Salary & Fringe Benefits Survey

Chief Deputy Sheriff

Name of County	Avg. # of Weekly Hrs Worked in Job	Current Salary	Starting Salary	Step 1	Step 2	Maximum Salary	Status	Merit Increase	Longevity Increase	COLA	Union Contract Start Date	Union Contract End Date
Adams								-	-	-		
Bond	40	\$64,313					Non-Exempt	-	X	-		
Brown		\$50,000						-	-	-		
Bureau		\$80,688					Exempt	-	-	-		
Carroll	40	\$66,378					Exempt	X	-	-		
Crawford		\$65,894					Non-Exempt	-	-	-		
Cumberland								-	-	-		
Dewitt	40	\$71,154					Exempt	-	-	-		
Edwards	40	\$46,696	\$39,520					-	-	-		
Effingham	40	\$80,430					Exempt	-	X	X		
Fayette								-	-	-		
Ford								-	-	-		
Fulton								-	-	-		
Henry								-	-	-		
Iroquois								-	-	-		
Johnson								-	-	-		
Kendall		\$126,183					Exempt	-	-	X		
Lee		\$89,646						-	-	-		
Livingston	40	\$83,792	\$49,901			\$89,388	Exempt	-	-	X		
Logan	35	\$61,200	\$60,000				Exempt	-	-	X		
Macon	40		\$105,000					-	-	-		
Madison	40	\$102,856	\$96,221	\$98,384	\$100,589	\$102,856	Non-Exempt	-	-	X		
Marshall		\$74,547						-	-	-		
Mason	40	\$70,200						-	-	X		

2022 Statewide Salary & Fringe Benefits Survey

Chief Deputy Sheriff

Name of County	Avg. # of Weekly Hrs Worked in Job	Current Salary	Starting Salary	Step 1	Step 2	Maximum Salary	Status	Merit Increase	Longevity Increase	COLA	Union Contract Start Date	Union Contract End Date
Menard	43	\$67,000						-	-	-		
Mercer	42	\$60,000	\$60,000					-	-	-		
Montgomery	40	\$78,556					Exempt	-	-	-		
Ogle	40	\$95,229					Non-Exempt	-	-	X		
Pope	40	\$40,261						-	-	-		
Putnam		\$32,960					Non-Exempt	-	-	X		
Randolph	40	\$75,758						-	-	-		
Rock Island	40		\$99,906				Exempt	-	-	X		
Schuyler								-	-	-		
Stark	40	\$63,800						-	-	-		
Stephenson	40	\$86,595	\$84,897				Exempt	-	X	X		
Tazewell	40	\$119,159	\$91,904			\$137,912	Exempt	X	-	X		
Union	40	\$59,400					Exempt	X	-	-		
Warren	40		\$60,112				Non-Exempt	-	X	-	12-01-2019	11-30-2022
Wayne								-	-	-		
Whiteside	40	\$80,413	\$73,882			\$97,781	Exempt	-	X	X		
Williamson	40	\$60,089						-	-	-		
Woodford	40	\$79,080					Non-Exempt	-	X	X		

2022 Statewide Salary & Fringe Benefits Survey

Commander

Name of County	Avg. # of Weekly Hrs Worked in Job	Current Salary	Starting Salary	Step 1	Step 2	Maximum Salary	Status	Merit Increase	Longevity Increase	COLA	Union Contract Start Date	Union Contract End Date
Adams								-	-	-		
Bond								-	-	-		
Brown								-	-	-		
Bureau								-	-	-		
Carroll								-	-	-		
Crawford								-	-	-		
Cumberland								-	-	-		
Dewitt								-	-	-		
Edwards								-	-	-		
Effingham								-	-	-		
Fayette								-	-	-		
Ford								-	-	-		
Fulton								-	-	-		
Henry								-	-	-		
Iroquois								-	-	-		
Johnson								-	-	-		
Kendall		\$116,904						X	-	-		
Lee								-	-	-		
Livingston								-	-	-		
Logan	35	\$76,403	\$56,185				Non-Exempt	-	-	-		
Macon								-	-	-		
Madison								-	-	-		
Marshall								-	-	-		
Mason								-	-	-		

2022 Statewide Salary & Fringe Benefits Survey

Commander

Name of County	Avg. # of Weekly Hrs Worked in Job	Current Salary	Starting Salary	Step 1	Step 2	Maximum Salary	Status	Merit Increase	Longevity Increase	COLA	Union Contract Start Date	Union Contract End Date
Menard								-	-	-		
Mercer								-	-	-		
Montgomery								-	-	-		
Ogle								-	-	-		
Pope								-	-	-		
Putnam	40	\$64,480					Non-Exempt	-	-	X		
Randolph								-	-	-		
Rock Island								-	-	-		
Schuyler								-	-	-		
Stark								-	-	-		
Stephenson								-	-	-		
Tazewell								-	-	-		
Union								-	-	-		
Warren								-	-	-		
Wayne								-	-	-		
Whiteside								-	-	-		
Williamson								-	-	-		
Woodford								-	-	-		

2022 Statewide Salary & Fringe Benefits Survey

Control Room Operator

Name of County	Avg. # of Weekly Hrs Worked in Job	Current Salary	Starting Salary	Step 1	Step 2	Maximum Salary	Status	Merit Increase	Longevity Increase	COLA	Union Contract Start Date	Union Contract End Date
Adams								-	-	-		
Bond								-	-	-		
Brown								-	-	-		
Bureau								-	-	-		
Carroll								-	-	-		
Crawford								-	-	-		
Cumberland								-	-	-		
Dewitt								-	-	-		
Edwards								-	-	-		
Effingham								-	-	-		
Fayette								-	-	-		
Ford								-	-	-		
Fulton								-	-	-		
Henry								-	-	-		
Iroquois								-	-	-		
Johnson								-	-	-		
Kendall								-	-	-		
Lee								-	-	-		
Livingston								-	-	-		
Logan							Non-Exempt	-	-	-		
Macon								-	-	-		
Madison								-	-	-		
Marshall								-	-	-		
Mason								-	-	-		

2022 Statewide Salary & Fringe Benefits Survey

Control Room Operator

Name of County	Avg. # of Weekly Hrs Worked in Job	Current Salary	Starting Salary	Step 1	Step 2	Maximum Salary	Status	Merit Increase	Longevity Increase	COLA	Union Contract Start Date	Union Contract End Date
Menard								-	-	-		
Mercer												
Montgomery								-	-	-		
Ogle	42		\$39,092			\$56,306	Non-Exempt	-	X	X	12-01-2017	11-30-2023
Pope								-	-	-		
Putnam	40			\$35,360	\$39,520	\$43,680	Non-Exempt	-	-	X		
Randolph								-	-	-		
Rock Island								-	-	-		
Schuyler								-	-	-		
Stark								-	-	-		
Stephenson								-	-	-		
Tazewell	40	\$38,683	\$28,100				Non-Exempt	-	-	-	12-01-2013	11-30-2019
Union								-	-	-		
Warren								-	-	-		
Wayne								-	-	-		
Whiteside	40	\$29,901	\$28,496			\$37,731	Non-Exempt	-	X	X		
Williamson								-	-	-		
Woodford								-	-	-		

2022 Statewide Salary & Fringe Benefits Survey

Cook

Name of County	Avg. # of Weekly Hrs Worked in Job	Current Salary	Starting Salary	Step 1	Step 2	Maximum Salary	Status	Merit Increase	Longevity Increase	COLA	Union Contract Start Date	Union Contract End Date
Adams								-	-	-		
Bond								-	-	-		
Brown								-	-	-		
Bureau								-	-	-		
Carroll								-	-	-		
Crawford								-	-	-		
Cumberland								-	-	-		
Dewitt								-	-	-		
Edwards								-	-	-		
Effingham								-	-	-		
Fayette	25	\$20,800	\$20,020				Non-Exempt	X	X	-		
Ford								-	-	-		
Fulton								-	-	-		
Henry								-	-	-		
Iroquois								-	-	-		
Johnson								-	-	-		
Kendall								-	-	-		
Lee								-	-	-		
Livingston								-	-	-		
Logan	35	\$56,068	\$32,000				Non-Exempt	-	-	X		
Macon								-	-	-		
Madison	40	\$45,802	\$41,766	\$42,702	\$43,659	\$45,802	Non-Exempt	-	-	X	12-01-2016	11-30-2020
Marshall								-	-	-		
Mason								-	-	-		

2022 Statewide Salary & Fringe Benefits Survey

Cook

Name of County	Avg. # of Weekly Hrs Worked in Job	Current Salary	Starting Salary	Step 1	Step 2	Maximum Salary	Status	Merit Increase	Longevity Increase	COLA	Union Contract Start Date	Union Contract End Date
Menard								-	-	-		
Mercer								-	-	-		
Montgomery	40	\$52,395					Non-Exempt	-	-	-	02-20-1990	
Ogle	20		\$36,304			\$64,248	Non-Exempt	-	X	X	12-01-2017	11-30-2023
Pope								-	-	-		
Putnam								-	-	-		
Randolph								-	-	-		
Rock Island								-	-	-		
Schuyler								-	-	-		
Stark								-	-	-		
Stephenson								-	-	-		
Tazewell								-	-	-		
Union								-	-	-		
Warren								-	-	-		
Wayne								-	-	-		
Whiteside	40	\$34,684	\$30,243			\$40,019	Non-Exempt	-	X	X		
Williamson								-	-	-		
Woodford								-	-	-		

2022 Statewide Salary & Fringe Benefits Survey

Correctional Officer

Name of County	Avg. # of Weekly Hrs Worked in Job	Current Salary	Starting Salary	Step 1	Step 2	Maximum Salary	Status	Merit Increase	Longevity Increase	COLA	Union Contract Start Date	Union Contract End Date
Adams								-	-	-		
Bond	40	\$42,390	\$34,840				Non-Exempt	-	X	-	12-01-2018	11-30-2021
Brown								-	-	-		
Bureau		\$51,024	\$45,074				Non-Exempt	-	-	-	12-01-2018	11-30-2022
Carroll	40		\$39,500				Non-Exempt	X	-	-	12-01-2021	11-30-2025
Crawford								-	-	-		
Cumberland	40	\$41,288						-	X	-	12-01-2019	11-30-2022
Dewitt	42		\$39,520				Exempt	-	X	-	12-01-2019	11-30-2022
Edwards								-	-	-		
Effingham	40	\$54,080	\$43,680	\$49,920	\$52,000	\$56,160	Non-Exempt	-	X	-	12-01-2021	11-30-2025
Fayette	40	\$53,976					Non-Exempt	X	X	-	12-01-2020	11-30-2023
Ford		\$52,444						-	-	-		
Fulton								-	-	-		
Henry								-	-	-		
Iroquois	40	\$54,179	\$38,717					X	X	-	11-01-2019	10-31-2022
Johnson								-	-	-		
Kendall		\$58,425	\$58,425	\$64,406	\$67,577	\$85,978	Non-Exempt	-	X	X	12-01-2019	11-30-2021
Lee		\$64,283						-	-	-		
Livingston	40	\$43,700					Non-Exempt	-	-	X	12-01-2019	11-30-2022
Logan	40	\$41,924	\$35,875				Non-Exempt	-	X	X	12-01-2021	11-30-2024
Macon	40		\$37,000	\$41,180	\$43,433	\$72,123		-	-	-		
Madison	40	\$54,870	\$44,866	\$45,885	\$46,985	\$54,870	Non-Exempt	-	-	X	12-01-2016	11-30-2020
Marshall								-	-	-		
Mason	40		\$35,291	\$37,969	\$38,454	\$54,980		-	X	X	12-01-2021	11-30-2024

2022 Statewide Salary & Fringe Benefits Survey

Correctional Officer

Name of County	Avg. # of Weekly Hrs Worked in Job	Current Salary	Starting Salary	Step 1	Step 2	Maximum Salary	Status	Merit Increase	Longevity Increase	COLA	Union Contract Start Date	Union Contract End Date
Menard	43	\$47,259						-	-	-	12-01-2020	11-30-2024
Mercer	42	\$40,360	\$37,084	\$37,826	\$38,582	\$49,948		X	-	X	12-01-2018	11-30-2023
Montgomery	40	\$60,902					Non-Exempt	-	-	-	07-15-2018	
Ogle	42	\$51,581				\$80,064	Non-Exempt	-	X	X	12-01-2017	11-30-2023
Pope								-	-	-		
Putnam								-	-	-		
Randolph	40	\$52,545						-	-	-		
Rock Island	40		\$43,742	\$45,552	\$48,568	\$62,192	Non-Exempt	-	X	X	12-01-2018	11-30-2021
Schuyler								-	-	-		
Stark								-	-	-		
Stephenson	40	\$42,500	\$42,500				Non-Exempt	-	X	X	12-01-2015	12-31-2019
Tazewell	40	\$47,530	\$46,917				Non-Exempt	-	-	-	12-01-2018	11-30-2020
Union								-	-	-		
Warren	40	\$37,586	\$32,552			\$40,955	Non-Exempt	-	X	-	12-01-2018	11-30-2021
Wayne	40	\$58,676					Non-Exempt	-	X	X	12-01-2021	
Whiteside	42	\$46,191					Non-Exempt	-	-	X	12-01-2020	11-30-2023
Williamson	40	\$42,000						-	-	-		
Woodford	40	\$63,180					Exempt	-	X	X		

2022 Statewide Salary & Fringe Benefits Survey

Deputy Sheriff Captain

Name of County	Avg. # of Weekly Hrs Worked in Job	Current Salary	Starting Salary	Step 1	Step 2	Maximum Salary	Status	Merit Increase	Longevity Increase	COLA	Union Contract Start Date	Union Contract End Date
Adams								-	-	-		
Bond								-	-	-		
Brown								-	-	-		
Bureau								-	-	-		
Carroll								-	-	-		
Crawford								-	-	-		
Cumberland	40	\$52,520						-	-	-		
Dewitt								-	-	-		
Edwards								-	-	-		
Effingham								-	-	-		
Fayette								-	-	-		
Ford								-	-	-		
Fulton								-	-	-		
Henry								-	-	-		
Iroquois								-	-	-		
Johnson								-	-	-		
Kendall								-	-	-		
Lee								-	-	-		
Livingston	40	\$83,792	\$49,901			\$89,388	Exempt	-	-	X		
Logan								-	-	-		
Macon								-	-	-		
Madison								-	-	-		
Marshall								-	-	-		
Mason								-	-	-		

2022 Statewide Salary & Fringe Benefits Survey

Deputy Sheriff Captain

Name of County	Avg. # of Weekly Hrs Worked in Job	Current Salary	Starting Salary	Step 1	Step 2	Maximum Salary	Status	Merit Increase	Longevity Increase	COLA	Union Contract Start Date	Union Contract End Date
Menard	43	\$53,500						-	-	-	12-01-2020	11-30-2024
Mercer								-	-	-		
Montgomery								-	-	-		
Ogle								-	-	-		
Pope								-	-	-		
Putnam								-	-	-		
Randolph								-	-	-		
Rock Island	40		\$96,528				Exempt	-	-	X		
Schuyler								-	-	-		
Stark								-	-	-		
Stephenson								-	-	-		
Tazewell	40	\$99,819					Non-Exempt	-	-	-		
Union								-	-	-		
Warren	40		\$44,054			\$60,112	Non-Exempt	-	-	-		
Wayne								-	-	-		
Whiteside								-	-	-		
Williamson								-	-	-		
Woodford	40	\$71,203					Exempt	-	X	X		

2022 Statewide Salary & Fringe Benefits Survey

Deputy Sheriff Investigator

Name of County	Avg. # of Weekly Hrs Worked in Job	Current Salary	Starting Salary	Step 1	Step 2	Maximum Salary	Status	Merit Increase	Longevity Increase	COLA	Union Contract Start Date	Union Contract End Date
Adams								-	-	-		
Bond	40	\$66,372	\$52,395				Non-Exempt	-	X	-	12-01-2018	11-30-2021
Brown								-	-	-		
Bureau								-	-	-		
Carroll								-	-	-		
Crawford								-	-	-		
Cumberland								-	-	-		
Dewitt	40	\$49,920					Exempt	-	X	-	12-01-2019	11-30-2022
Edwards								-	-	-		
Effingham	40	\$72,800	\$62,400				Non-Exempt	-	X	X		
Fayette	40	\$59,612	\$50,772				Non-Exempt	X	X	-	12-01-2020	11-30-2023
Ford		\$67,095						-	-	-		
Fulton								-	-	-		
Henry								-	-	-		
Iroquois	40	\$68,279	\$60,784					X	X	-	11-01-2019	10-31-2022
Johnson								-	-	-		
Kendall								-	-	-		
Lee								-	-	-		
Livingston	40	\$61,235					Exempt	-	-	X	12-01-2019	11-30-2022
Logan	40	\$65,049	\$58,140				Non-Exempt	-	X	X	12-01-2021	11-30-2024
Macon	40	\$76,108						-	-	-		
Madison								-	-	-		
Marshall								-	-	-		
Mason								-	-	-		

2022 Statewide Salary & Fringe Benefits Survey

Deputy Sheriff Investigator

Name of County	Avg. # of Weekly Hrs Worked in Job	Current Salary	Starting Salary	Step 1	Step 2	Maximum Salary	Status	Merit Increase	Longevity Increase	COLA	Union Contract Start Date	Union Contract End Date
Menard								-	-	-		
Mercer	42	\$59,907	\$45,908	\$49,581	\$53,547	\$62,768		X	-	X	12-01-2018	11-30-2023
Montgomery	40	\$64,313					Non-Exempt	-	-	-		
Ogle	42		\$71,337			\$84,224	Non-Exempt	-	X	X	12-01-2017	11-30-2023
Pope								-	-	-		
Putnam								-	-	-		
Randolph	40	\$67,828						-	-	-		
Rock Island	40		\$51,903	\$56,169	\$58,405	\$78,460	Non-Exempt	-	X	X	12-01-2017	11-30-2021
Schuyler								-	-	-		
Stark								-	-	-		
Stephenson	40	\$86,112	\$65,000				Exempt	-	X	X		
Tazewell	40	\$81,398					Non-Exempt	-	-	-	12-01-2018	11-30-2021
Union	40	\$52,145					Non-Exempt	X	X	-	12-01-2018	11-30-2021
Warren	40	\$46,634	\$41,974			\$58,032	Non-Exempt	-	-	-		
Wayne	40	\$59,633					Non-Exempt	-	X	X	12-01-2021	
Whiteside	43	\$72,346					Non-Exempt	-	-	X	12-01-2020	11-30-2023
Williamson								-	-	-		
Woodford	40	\$60,081					Exempt	-	X	X		

2022 Statewide Salary & Fringe Benefits Survey

Deputy Sheriff Patrol Deputy

Name of County	Avg. # of Weekly Hrs Worked in Job	Current Salary	Starting Salary	Step 1	Step 2	Maximum Salary	Status	Merit Increase	Longevity Increase	COLA	Union Contract Start Date	Union Contract End Date
Adams								-	-	-		
Bond	40	\$56,118	\$52,395				Non-Exempt	-	X	-	12-01-2018	11-30-2021
Brown		\$40,000						-	-	-		
Bureau		\$65,540	\$53,661				Non-Exempt	-	-	-	12-01-2018	11-30-2022
Carroll	40		\$42,000				Non-Exempt	X	-	-	12-01-2021	11-30-2025
Crawford								-	-	-		
Cumberland	40	\$52,249						-	X	-	12-01-2019	11-30-2022
Dewitt	40		\$45,760				Exempt	-	X	-	12-01-2019	11-30-2022
Edwards								-	-	-		
Effingham	40	\$66,560	\$58,240	\$62,400	\$64,480	\$70,720	Non-Exempt	-	X	-	12-01-2021	11-30-2025
Fayette	40	\$44,803	\$36,670				Non-Exempt	X	X	-	12-01-2020	11-30-2023
Ford		\$57,183						-	-	-		
Fulton								-	-	-		
Henry								-	-	-		
Iroquois												
Johnson								-	-	-		
Kendall		\$61,500	\$61,500	\$66,685	\$70,290	\$90,114	Non-Exempt	-	X	X	12-01-2019	11-30-2023
Lee		\$65,452						-	-	-		
Livingston	40	\$57,470					Non-Exempt	-	-	X	12-01-2019	11-30-2022
Logan	40	\$55,931	\$47,000					-	-	-		
Macon	40		\$53,228	\$63,147	\$66,789	\$88,887		-	-	-		
Madison								-	-	-		
Marshall								-	-	-		
Mason	40		\$38,938	\$41,616	\$42,100	\$58,904		-	X	X	12-01-2021	11-30-2024

2022 Statewide Salary & Fringe Benefits Survey

Deputy Sheriff Patrol Deputy

Name of County	Avg. # of Weekly Hrs Worked in Job	Current Salary	Starting Salary	Step 1	Step 2	Maximum Salary	Status	Merit Increase	Longevity Increase	COLA	Union Contract Start Date	Union Contract End Date
Menard	45	\$58,750						-	-	-	12-01-2021	11-30-2024
Mercer	42	\$47,415	\$43,287	\$47,183	\$51,429	\$60,147		X	-	X	12-01-2018	11-30-2023
Montgomery	40	\$63,793					Non-Exempt	-	-	-	05-21-2001	
Ogle	42		\$51,581			\$80,064	Non-Exempt	-	X	X	12-01-2017	11-30-2023
Pope								-	-	-		
Putnam	40		\$43,680	\$47,840	\$52,000	\$60,320	Non-Exempt	X	-	-		
Randolph	40	\$67,828						-	-	-		
Rock Island	40		\$50,653	\$54,919	\$57,155	\$77,210	Non-Exempt	-	X	X	12-01-2017	11-30-2021
Schuyler								-	-	-		
Stark								-	-	-		
Stephenson	40	\$48,235	\$44,699				Non-Exempt	-	X	X	01-01-2020	12-31-2023
Tazewell	40	\$49,485	\$49,485				Non-Exempt	-	-	-	12-01-2018	11-30-2021
Union	40	\$51,708	\$38,251				Non-Exempt	X	X	-	12-01-2018	11-30-2021
Warren	40	\$51,875	\$40,934			\$56,992	Non-Exempt	-	X	-	12-01-2019	11-30-2022
Wayne	40	\$42,910					Non-Exempt	-	X	X	12-01-2021	
Whiteside	42	\$48,179					Non-Exempt	-	-	X	12-01-2020	11-30-2023
Williamson								-	-	-		
Woodford	40	\$58,961					Exempt	-	X	X		

2022 Statewide Salary & Fringe Benefits Survey

Deputy Sheriff Sergeant

Name of County	Avg. # of Weekly Hrs Worked in Job	Current Salary	Starting Salary	Step 1	Step 2	Maximum Salary	Status	Merit Increase	Longevity Increase	COLA	Union Contract Start Date	Union Contract End Date
Adams								-	-	-		
Bond	40	\$65,124	\$52,395				Non-Exempt	-	X	-	12-01-2018	11-30-2021
Brown								-	-	-		
Bureau		\$69,570					Non-Exempt	-	-	-	12-01-2018	11-30-2022
Carroll								-	-	-		
Crawford								-	-	-		
Cumberland								-	-	-		
Dewitt	40		\$54,080				Exempt	-	X	-	12-01-2019	11-30-2022
Edwards								-	-	-		
Effingham	40	\$68,640	\$60,320	\$64,480	\$66,560	\$72,800	Non-Exempt	-	X	-	12-01-2021	11-30-2025
Fayette	40	\$68,744					Non-Exempt	X	X	-	12-01-2020	11-30-2023
Ford		\$59,841						-	-	-		
Fulton								-	-	-		
Henry								-	-	-		
Iroquois	40	\$79,539	\$73,173					X	X	-	11-01-2019	10-31-2022
Johnson								-	-	-		
Kendall		\$95,661						-	X	X	12-01-2019	11-30-2021
Lee		\$77,958						-	-	-		
Livingston	40	\$64,771					Non-Exempt	-	-	X	12-01-2019	11-30-2022
Logan	40	\$71,879	\$50,290				Non-Exempt	-	X	X	12-01-2021	11-30-2024
Macon	40		\$81,877	\$83,176	\$84,475	\$102,072		-	-	-		
Madison								-	-	-		
Marshall								-	-	-		
Mason								-	-	-		

2022 Statewide Salary & Fringe Benefits Survey

Deputy Sheriff Sergeant

Name of County	Avg. # of Weekly Hrs Worked in Job	Current Salary	Starting Salary	Step 1	Step 2	Maximum Salary	Status	Merit Increase	Longevity Increase	COLA	Union Contract Start Date	Union Contract End Date
Menard								-	-	-		
Mercer	42	\$54,534	\$44,597	\$48,611	\$52,986	\$61,458		X	-	X	12-01-2018	11-30-2023
Montgomery	40	\$60,902					Non-Exempt	-	-	-		
Ogle	42	\$88,070					Non-Exempt	-	X	X	12-01-2017	11-30-2023
Pope								-	-	-		
Putnam								-	-	-		
Randolph								-	-	-		
Rock Island	40		\$56,731	\$61,509	\$64,014	\$86,475	Non-Exempt	-	X	X	12-01-2017	11-30-2021
Schuyler								-	-	-		
Stark								-	-	-		
Stephenson	40	\$74,652	\$70,044				Exempt	-	X	X		
Tazewell	40	\$93,094					Non-Exempt	-	-	-	12-01-2018	11-30-2021
Union	40	\$51,858	\$38,401				Non-Exempt	X	X	-	12-01-2018	11-30-2021
Warren	40	\$53,955	\$43,014			\$59,072	Non-Exempt	-	X	-	12-01-2019	11-30-2022
Wayne	40	\$67,288					Non-Exempt	-	X	X	12-01-2021	
Whiteside	42	\$64,177					Non-Exempt	-	-	X	12-01-2020	11-30-2023
Williamson								-	-	-		
Woodford	40	\$71,203					Exempt	-	X	X		

2022 Statewide Salary & Fringe Benefits Survey

Deputy Sheriff Telecommunications Officer

Name of County	Avg. # of Weekly Hrs Worked in Job	Current Salary	Starting Salary	Step 1	Step 2	Maximum Salary	Status	Merit Increase	Longevity Increase	COLA	Union Contract Start Date	Union Contract End Date
Adams								-	-	-		
Bond	40	\$52,686	\$38,896				Non-Exempt	-	X	-	12-01-2018	11-30-2021
Brown								-	-	-		
Bureau								-	-	-		
Carroll	40		\$39,500				Non-Exempt	X	-	-	12-01-2021	11-30-2025
Crawford								-	-	-		
Cumberland	40	\$39,624						-	X	-	12-01-2019	11-30-2022
Dewitt	40		\$37,440				Exempt	-	X	-	12-01-2019	11-30-2022
Edwards								-	-	-		
Effingham	40	\$49,920	\$41,600	\$41,600	\$43,680	\$52,000	Non-Exempt	-	X	-	12-01-2021	11-30-2025
Fayette	40	\$57,824	\$36,316				Non-Exempt	X	X	-	12-01-2020	11-30-2023
Ford		\$38,238						-	-	-		
Fulton								-	-	-		
Henry								-	-	-		
Iroquois								-	-	-		
Johnson								-	-	-		
Kendall								-	-	-		
Lee		\$66,620						-	-	-		
Livingston								-	-	-		
Logan	40	\$40,801	\$37,455				Non-Exempt	-	X	X	12-01-2021	11-30-2024
Macon								-	-	-		
Madison								-	-	-		
Marshall								-	-	-		
Mason								-	-	-		

2022 Statewide Salary & Fringe Benefits Survey

Deputy Sheriff Telecommunications Officer

Name of County	Avg. # of Weekly Hrs Worked in Job	Current Salary	Starting Salary	Step 1	Step 2	Maximum Salary	Status	Merit Increase	Longevity Increase	COLA	Union Contract Start Date	Union Contract End Date
Menard								-	-	-		
Mercer	42	\$47,415	\$37,084	\$37,826	\$38,582	\$48,878		X	-	X	12-01-2018	11-30-2023
Montgomery	40	\$53,279					Non-Exempt	-	-	-	01-04-1996	
Ogle	42		\$46,394			\$76,885	Non-Exempt	-	X	X	12-01-2017	11-30-2023
Pope	40	\$31,820						-	-	-		
Putnam								-	-	-		
Randolph	40	\$52,545						-	-	-		
Rock Island	40		\$43,742	\$45,552	\$48,568	\$62,192	Non-Exempt	-	X	X	12-01-2018	11-30-2021
Schuyler								-	-	-		
Stark								-	-	-		
Stephenson	40	\$39,666	\$36,587				Non-Exempt	-	X	X	01-01-2020	12-31-2023
Tazewell								-	-	-		
Union	40	\$50,440	\$37,148				Non-Exempt	X	X	-	12-01-2018	11-30-2021
Warren								-	-	-		
Wayne	40	\$58,905					Non-Exempt	-	X	X	12-01-2021	
Whiteside	42	\$45,362					Non-Exempt	-	-	X	12-01-2020	11-30-2023
Williamson	40	\$30,000						-	-	-		
Woodford								-	-	-		

2022 Statewide Salary & Fringe Benefits Survey

Sheriff Lieutenant

Name of County	Avg. # of Weekly Hrs Worked in Job	Current Salary	Starting Salary	Step 1	Step 2	Maximum Salary	Status	Merit Increase	Longevity Increase	COLA	Union Contract Start Date	Union Contract End Date
Adams								-	-	-		
Bond								-	-	-		
Brown								-	-	-		
Bureau		\$72,742					Non-Exempt	-	-	-	12-01-2018	11-30-2022
Carroll								-	-	-		
Crawford								-	-	-		
Cumberland								-	-	-		
Dewitt								-	-	-		
Edwards								-	-	-		
Effingham	40	\$70,720	\$62,400	\$68,640	\$68,640	\$74,880	Non-Exempt	-	X	-	12-01-2021	11-30-2025
Fayette	40	\$64,958					Non-Exempt	X	X	-	12-01-2020	11-30-2023
Ford		\$65,210						-	-	-		
Fulton								-	-	-		
Henry								-	-	-		
Iroquois								-	-	-		
Johnson								-	-	-		
Kendall								-	-	-		
Lee		\$86,198						-	-	-		
Livingston								-	-	-		
Logan	35	\$62,955	\$48,645				Non-Exempt	-	X	X	12-01-2021	11-30-2024
Macon	40		\$91,171	\$92,470	\$93,769	\$111,357		-	-	-		
Madison								-	-	-		
Marshall								-	-	-		
Mason								-	-	-		

2022 Statewide Salary & Fringe Benefits Survey

Sheriff Lieutenant

Name of County	Avg. # of Weekly Hrs Worked in Job	Current Salary	Starting Salary	Step 1	Step 2	Maximum Salary	Status	Merit Increase	Longevity Increase	COLA	Union Contract Start Date	Union Contract End Date
Menard								-	-	-		
Mercer								-	-	-		
Montgomery	40	\$65,873					Non-Exempt	-	-	-	01-21-2011	
Ogle	40	\$95,229					Non-Exempt	-	-	X		
Pope								-	-	-		
Putnam								-	-	-		
Randolph								-	-	-		
Rock Island	40		\$59,568	\$64,585	\$67,215	\$90,799	Non-Exempt	-	X	X	12-01-2017	11-30-2021
Schuyler								-	-	-		
Stark								-	-	-		
Stephenson	40	\$84,427	\$65,083				Exempt	-	X	X		
Tazewell								-	-	-		
Union								-	-	-		
Warren	40		\$43,534			\$59,592	Non-Exempt	-	X	-	12-01-2019	11-30-2022
Wayne	40	\$58,510					Non-Exempt	-	X	X	12-01-2021	
Whiteside	40	\$79,851	\$64,646			\$85,550	Exempt	-	X	X		
Williamson								-	-	-		
Woodford								-	-	-		

NEWPORTTM

retirement services

Kevin Paulsen

Principal
Compensation Consulting Group

Newport

1930 St. Andrews Ct NE, Suite V
Cedar Rapids, IA 52402
Phone: 319-393-4836
Kevin.Paulsen@newportgroup.com

Elizabeth Leist

Senior Associate Consultant
Compensation Consulting Group

Newport

135 S. LaSalle Ave, Suite 1900
Chicago, IL 60603
Phone: (312) 488-6726
Elizabeth.Leist@newportgroup.com