



# United Counties Council of Illinois

## 2025 Statewide Salary & Fringe Benefits Survey

Ryan C. McCreery, Executive Director

February 2025

### Officers

David Meyer, President  
Samuel Newton, Vice President  
Matthew Prochaska, Secretary  
P.E. Cross, Treasurer

### Executive Committee Members

David Meyer, Washington County  
Samuel Newton, Stephenson County  
Matthew Prochaska, Kendall County  
P.E. Cross, Hamilton County  
Mark Kern, St. Clair County  
Sharon Schallhorn, Bureau County  
Jason Warfel, Jasper County

# Table of Contents

<b>Introduction</b>	<b>1</b>	Holiday Schedule	30
Participating Counties	2	Vacation Schedule	31
Positions Surveyed	3	Conversion	32
Demographics	4	Sick Leave/Basis for Using Sick Leave	32
Survey Definitions	5	Shift Differentials	32
Statistical Conversions	5	Rate of Pay Multiplier Currently Utilized	33
Contact Information	6	Education Benefits	34
<b>Section 1: County Statistics</b>	<b>8</b>	Clothing Benefits	35
<b>Section 2a: Salary Schedule Budgets</b>	<b>17</b>	Other Benefits	36
<b>Section 2b: Salary Schedule Amounts</b>	<b>20</b>	<b>Section 5: Insurance</b>	<b>37</b>
Elected Official Annualized Salary Schedule	21	Life Insurance	38
Administrative Exempt Annualized Salary Schedule	22	Dental Insurance (annual premiums)	39
Administrative Nonexempt Annualized Salary Schedule	23	Health Insurance (annual premiums)	40
Administrative Nonexempt Hourly Salary Schedule	24	Health Insurance Amounts Provided (converted to annual amounts when participant noted)	41
Public Works Annualized Salary Schedule	25	Dental Insurance Amounts Provided	43
Public Works Hourly Salary Schedule	26	<b>Appendix A: Supplemental Information</b>	<b>45</b>
Sheriff/Police Annualized Salary Schedule	27		
Sheriff/Police Hourly Salary Schedule	28		
<b>Section 3: Fringe Benefits</b>	<b>29</b>		

# 2025 Statewide Salary & Fringe Benefits Survey

## Introduction

Newport Group, Inc. (“Newport”), a national compensation, retirement, and benefits consulting firm, was engaged by United Counties Council of Illinois (“UCCI”) to be the third party administrator for this year’s Statewide Salary & Fringe Benefits Survey. We are pleased to present the findings of the 2025 UCCI Statewide Salary & Fringe Benefits Survey. The survey was conducted via a web-based survey platform that launched in October 2024. The effective date of data is October 1, 2024.

The data contained in this report are based on responses from 40 Illinois counties. A profile and detailed list of survey participants can be found on the following pages.

This survey is designed to assist county officials in the preparation of annual budgets, negotiation of labor contracts and similar personnel related tasks. United Counties Council of Illinois conducts an annual survey of elected officials and public employee salaries and fringe benefits that outline details of 81 different positions. This survey addresses fringe benefits received by specific employee groups and salary schedules of identified positions within the counties.

The survey is divided up into four sections:

- Section I is County Statistics, which includes information on population and the budget;
- Section II is the Salary Schedule of elected officials and County employees;
- Section III contains data analysis on Health and Welfare Fringe Benefits;
- Section IV contains data analysis on Insurance Benefits.

## Contact Information

If you have any questions regarding this survey, please contact:

[Kevin Paulsen](#)

Principal

Compensation Consulting Group

[Newport](#)

1930 St. Andrews Ct NE, Suite V

Cedar Rapids, IA 52402

Phone: 319-393-4836

[Kevin.Paulsen@newportgroup.com](mailto:Kevin.Paulsen@newportgroup.com)

[Paige Brasili](#)

Associate Consultant

Compensation Consulting Group

[Newport](#)

[Paige.Brasili@newportgroup.com](mailto:Paige.Brasili@newportgroup.com)

# 2025 Statewide Salary & Fringe Benefits Survey

## Participating Counties

Counties		
Adams County	Jackson County	Montgomery County
Bond County	Johnson County	Ogle County
Brown County	Kankakee County	Putnam County
Bureau County	Kendall County	Randolph County
Crawford County	Lake County	Richland County
Cumberland County	LaSalle County	Schuyler County
DeWitt County	Lee County	Stephenson County
DuPage County	Livingston County	Washington County
Edwards County	Macon County	Wayne County
Effingham County	Madison County	Whiteside County
Fulton County	Marshall County	Will County
Hamilton County	Mason County	Williamson County
Henry County	Menard County	Woodford County
Iroquois County		

# 2025 Statewide Salary & Fringe Benefits Survey

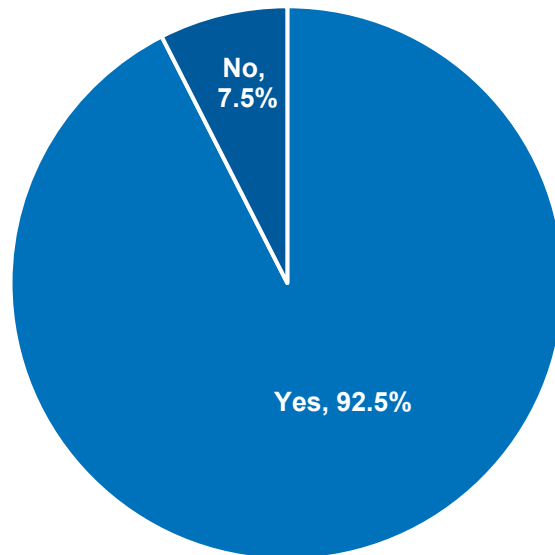
## Positions Surveyed

Elected	Administrative Exempt	Administrative Non-Exempt	Public Works
County Board Chairman	Assistant Director of Health Department	Accounting Clerk	Building Inspector
Board Member	County Administrator	Administrative Assistant	Civil Engineer
Circuit Clerk	County Coordinator/Assistant Administrator	Chief Deputy Circuit Clerk	Custodian/Housekeeper
Committee Chairman	Director of Animal Control	Chief Deputy County Clerk	Engineering Technician III
Coroner/Medical Examiner	Director of Building & Zoning	Chief Deputy Recorder	Equipment Operator
County Auditor	Director of Court Services	Chief Deputy Supervisor Assessments	Highway Foreman
County Clerk	Director of Data Processing	Chief Deputy Treasurer	Highway Maintenance
County Treasurer	Director of ESDA	Clerk	Labor Foreman
Recorder of Deeds	Director of Health Department	Executive/Judicial Secretary	Laborer
Sheriff	Director of Nursing Home	Facilities Services Manager	Maintainer II
States Attorney	Director of Parks and Recreation	GIS Coordinator	Maintenance Mechanic
Vice-Chairman	Director of Public Transportation	IT Support/IT Assistant	Maintenance Worker I
	Director of Purchasing	Legal Secretary	Mechanic
	Economic Development Director	Probation Officer	Nurse RN
	Emergency Management Agency Coordinator/Director	Tax Extension Specialist	Operator II
	Emergency Services/9-1-1 Coordinator	Victim/Witness Assistant	Sanitarian
	First Assistant State's Attorney	Youth Officer	
	Highway Engineer		
	Human Resources Director		
	Information Technology Director		
	Maintenance Director		
	Public Defender		
	Second Assistant State's Attorney		
	Supervisor of Assessments		
<b>Sheriff</b>			
Bailiff			
Chief Deputy Sheriff			
Commander			
Control Room Operator			
Cook			
Correctional Officer			
Deputy Sheriff Captain			
Deputy Sheriff Investigator			
Deputy Sheriff Patrol Deputy			
Deputy Sheriff Sergeant			
Deputy Sheriff Telecommunications Officer			
Sheriff Lieutenant			

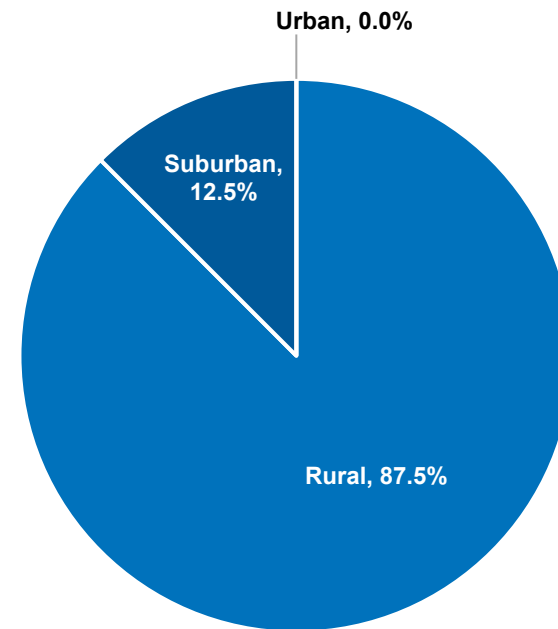
# 2025 Statewide Salary & Fringe Benefits Survey

## Demographics

Are you a current member of UCCI?



Geography



# 2025 Statewide Salary & Fringe Benefits Survey

## Survey Definitions

- **County Count:** Total number of counties reporting a match to the survey position.
- **Minimum or Starting Salary:** The smallest value or observation of a sample or starting rate provided.
- **25<sup>th</sup> Percentile:** Equals or exceeds the highest rate among the lowest 25% of all rates within a sample.
- **Median:** Statistical point at which half of the incumbents' salaries reported are above and half are below.
- **Average:** Simple average of all rates within the sample.
- **75<sup>th</sup> Percentile:** Equals or exceeds the highest rate among the lowest 75% of all rates within a sample.
- **Maximum:** The largest value or observation of a sample.

## Statistical Conversions

For statistical analysis, a conversion of salaries was completed in both annualized and hourly formats using the number of hours worked per week completed by participants. The calculations were made as follows:

- If the average hours worked per week was left blank, the hourly rate or salary amount provided was used.
- If the average hours worked per week was provided along with annualized pay, the hourly rate was computed accordingly. For non-exempt roles, the annualized amount was divided by 2080 hours to compute an hourly equivalent.
- Hourly rates less than \$15 were not included in the analysis.

# 2025 Statewide Salary & Fringe Benefits Survey

## Contact Information

Name of County:	County Board Chairperson/Commissioner:	Contact Person:	Phone:	Population:	Number of FT Employees:	Number of PT Employees:
Adams	Bret Austin	Ryan Niekamp	(217) 277-2150	65,737	313	18
Bond	Christopher Timmerman	Colleen Camp	(618) 664-0618	16,450	103	44
Brown	David Ferrill	Jenny Welty	(217) 773-3421 x 5	6,294	35	21
Bureau	Marshann Entwistle	Sharon Schallhorn	(815) 876-3555	32,000	135	45
Crawford	William "Bill" Burke, Jr.	Beckie Staley	(618) 546-1212	18,700	86	33
Cumberland	Floyd Holkenbrink	Beverly Howard	(217) 849-2631	10,450	46	19
DeWitt	Joe Witte	Dee Dee Rentmeister	(217) 935-7770	15,365	75	10
DuPage	Chair Deborah Conroy	Melynda Frauendorfer	(630) 407-6300	920,762	2060	170
Edwards	Duane Lear	Mary Beth Smith	(618) 445-2115	6,245	35	16
Effingham	Joshua Douthit	Angie Thompson	(217) 342-4990	34,668	169	57
Fulton	John Spangler	Staci Mayall	(309) 547-3041 x 132	37,069	175	29
Hamilton	Kelly Woodrow	Heather Bowman	(618) 643-2721	7,911	40	13
Henry	Kippy Breeden	Erin Knackstedt	(309) 937-3402	49,214	217	15
Iroquois	Paul Ducat	Jill Johnson	(815) 432-6955	26,136	103	38
Jackson	C.J. Calandro	Jennifer Huson	(618) 687-7240	52,974	370	107
Johnson	Jason Taylor	Robin Harper-Whitehead	(618) 658-3611	13,381	61	23
Kankakee	Matthew Alexander-Hildebrand	Anita Speckman	(815) 936-5516	-	458	89
Kendall	Matt Kellogg	Leslie Johnson	(630) 381-9149	131,869	320	29
Lake	Sandy Hart	Jennifer Dobbs	(847) 377-2246	2,500	2300	200
LaSalle	Don Jensen	Melissa S. Pilch	(815) 617-4227	108,309	460	40

# 2025 Statewide Salary & Fringe Benefits Survey

Name of County:	County Board Chairperson/Commissioner:	Contact Person:	Phone:	Population:	Number of FT Employees:	Number of PT Employees:
Lee	Robert Olsen	Reid Mitchell	(815) 288-4477	34,145	156	35
Livingston	James Carley	Ginger Harris	(815) 842-9350	35,521	192	38
Macon	Kevin Greenfield	Jessie Smalley	(217) 425-5722	99,107	446	92
Madison	Chris Slusser	Emily Russell	(618) 296-4027	261932	803	71
Marshall	Henry Gauwitz	Jill M. Kenyon	(309) 246-6325	11,749	44	35
Mason	Kenneth Walker	Summer R Brown	(309) 543-6661 x 1	13,086	63	47
Menard	-	-	-	12,297	65	53
Montgomery	Douglas Donaldson	Nikki Lohman	(217) 532-9524	27,663	148	28
Ogle	Bruce Larson	Amanda Jacinto	(815) 595-2020	235	204	31
Putnam	Charles Lenkaitis	Kevin Kunkel	(815) 925-7226	5,637	33	4
Randolph	Ronald G. White	Carol Best	(618) 826-6416	33,000	95	31
Richland	Dennis Graves	Amanda Troyer	(618) 392-3111	15,488	73	10
Schuyler	Chet Esther	Cindy McClelland	(217) 322-3830	6,879	51	23
Stephenson	Scott Helms	Georgia Newcomer	(815) 235-8277	43,105	234	32
Washington	David Meyer	Shari Hempen	(618) 327-4800	13,761	89	47
Wayne	Daryl Hargrave	Cathy Dugger	(618) 842-5087	16,495	75	33
Whiteside	Martin Koster	Amy Robbins	(815) 772-5100	55,691	274	56
Will	Joseph VanDuyne	Regina Malone	(815) 774-7470	700,728	2016	216
Williamson	Tim Atkisson	Julie Rendleman	(618) 998-2136	67,153	255	35
Woodford	Charles Nagel	Deb Breyman	(309) 467-7343	38,467	135	55
<b>Average</b>				<b>78,158</b>	<b>325</b>	<b>50</b>

# Section 1: County Statistics

# 2025 Statewide Salary & Fringe Benefits Survey

Name of County	Assessed Valuation (Taxable) FY2022-2023:	Assessed Valuation (Taxable) FY2023-2024:	Percent of Unionized Workforce (Current):	Total 2024 Expenditure Budget:	General Fund Levy Rate (Tax Year 2023/Payable 2024):	Special Revenue Funds Budget:	Special Revenue Funds Levy Rate (Tax Year 2023/Payable 2024):	Total Levy Rate (General Levy Rate + Special Levy Rate):
Adams	\$1,481,999,856	\$1,599,967,045	42%	\$61,797,277	0.2625	\$34,860,764	0.5026	0.7652
Bond	\$304,498,383	\$320,808,383	36%	\$17,018,452	0.3600	\$7,841,880	0.7149	1.0749
Brown	\$132,670,025	\$138,909,597	15%	\$2,499,103	0.1944	\$2,731,483	0.8552	1.0946
Bureau	\$895,247,965	\$984,012,681	45%	\$11,062,946	0.2649	\$4,470,000	0.4660	0.7308
Crawford	\$532,621,540	\$569,078,235	45%	\$5,366,598	0.2692	-	-	-
Cumberland	\$208,430,076	\$230,850,136	41%	-	0.2903	-	0.3663	0.6566
DeWitt	\$666,451,471	\$709,491,942	50%	\$29,276,647	0.2471	-	0.4404	0.6875
DuPage	\$45,763,034,861	\$48,094,329,192	46%	\$625,028,423	0.0567	\$382,513,401	0.0891	0.1458
Edwards	\$102,934,316	\$118,754,473	0%	-	-	-	-	1.4558
Effingham	\$958,894,505	\$1,033,585,762	40%	\$30,327,289	0.1704	\$11,602,924	0.0387	0.5542
Fulton	\$571,037,731	\$634,076,625	50%	\$44,987,191	0.2489	-	0.9971	1.2460
Hamilton	\$162,454,878	\$186,184,836	71%	\$3,635,473	0.2822	\$633,077	0.3400	0.6222
Henry	\$186,666,404	\$1,204,720,844	90%	\$60,944,436	0.0078	-	-	0.0078
Iroquois	\$696,122,914	\$775,071,013	45%	\$7,021,050	0.2503	\$6,450,070	0.5189	0.7692
Jackson	\$789,851,008	\$847,231,411	39%	\$50,382,796	4.9900	-	-	4.9900
Johnson	-	-	41%	\$14,495,665	-	-	-	-
Kankakee	-	-	-	-	-	-	-	-
Kendall	\$5,018,307,888	\$5,181,434,355	25%	\$36,488,705	0.3269	\$13,348,250	0.2158	0.5427
Lake	-	-	30%	\$854,191,399	-	\$173,198,513	-	-
LaSalle	\$3,141,923,741	\$3,365,034,433	80%	\$121,432,056	0.2265	\$85,801,702	0.7550	0.9816
Lee	\$964,223,859	\$1,064,581,958	55%	\$17,472,521	0.6434	\$28,777,590	0.1794	0.8228
Livingston	\$923,943,742	\$1,007,769,311	48%	\$18,800,249	0.3523	\$28,232,633	0.6532	1.0050
Macon	\$2,140,291,947	\$2,360,376,775	75%	\$78,409,856	0.2298	\$2,308,301	0.9589	1.1886

# 2025 Statewide Salary & Fringe Benefits Survey

Name of County	Assessed Valuation (Taxable) FY2022-2023:	Assessed Valuation (Taxable) FY2023-2024:	Percent of Unionized Workforce (Current):	Total 2024 Expenditure Budget:	General Fund Levy Rate (Tax Year 2023/Payable 2024):	Special Revenue Funds Budget:	Special Revenue Funds Levy Rate (Tax Year 2023/Payable 2024):	Total Levy Rate (General Levy Rate + Special Levy Rate):
Madison	\$6,784,750,000	\$7,508,085,000	66%	\$60,148,579	0.0001	\$34,312,243	0.0035	0.0047
Marshall	\$433,954,508	\$433,954,508	0%	-	-	-	-	-
Mason	\$303,534,592	\$357,174,678	-	\$7,130,437	0.4974	\$1,959,300	0.6160	1.1134
Menard	\$344,481,955	\$359,396,723	52%	-	0.3222	-	0.7241	1.0463
Montgomery	-	-	23%	\$11,891,267	0.1900	\$21,421,561	0.6353	0.8253
Ogle	-	-	44%	\$18,118,406	0.2611	-	-	-
Putnam	\$221,516,330	\$250,902,449	0%	\$6,650,657	0.3700	\$1,286,921	0.5810	0.9596
Randolph	\$620,785,638	\$661,882,610	-	\$10,027,981	0.4806	-	-	-
Richland	\$281,528,948	\$310,817,871	-	\$4,465,140	-	-	-	1.0203
Schuyler	\$173,754,829	\$193,558,968	23%	\$12,562,391	0.4784	\$9,312,946	-	1.1200
Stephenson	\$807,839,444	\$903,001,111	60%	\$58,176,223	0.6096	-	0.0571	0.6667
Washington	\$376,229,771	\$394,686,986	18%	\$9,213,343	0.6775	-	-	1.2506
Wayne	-	-	65%	-	-	-	-	-
Whiteside	\$1,133,351,636	\$1,133,351,636	37%	\$20,988,836	0.2700	\$12,384,190	0.6763	0.9462
Will	\$25,212,934,046	-	85%	\$816,058,213	0.3696	\$460,300,884	0.2147	0.5857
Williamson	\$1,214,202,516	\$1,351,855,211	90%	\$26,825,109	-	-	-	-
Woodford	\$1,036,309,342	\$1,122,867,481	65%	\$38,773,208	0.0840	-	0.3590	0.4434
<b>Average</b>	<b>\$3,076,081,784</b>	<b>\$2,588,115,280</b>	<b>45%</b>	<b>\$93,872,586</b>	<b>0.4464</b>	<b>\$63,035,649</b>	<b>0.4783</b>	<b>0.9459</b>

# 2025 Statewide Salary & Fringe Benefits Survey

Name of County	I.M.R.F		County Highway		County Bridge		Mental Health	
	BUDGET	LEVY RATE	BUDGET	LEVY RATE	BUDGET	LEVY RATE	BUDGET	LEVY RATE
Adams	\$1,500,080	0.1010	\$1,400,045	0.0940	\$400,140	0.0270	\$600,062	0.0400
Bond	\$527,000	0.0920	\$769,200	0.0800	\$180,000	0.0440	-	-
Brown	\$200,000	0.1430	\$87,000	0.0620	-	-	\$150,000	0.1070
Bureau	\$525,000	0.0540	\$1,130,000	0.1170	\$471,000	0.0490	\$350,000	0.0360
Crawford	\$510,000	0.8970	\$540,000	0.0940	\$270,000	0.0470	\$208,000	0.0360
Cumberland	\$100,000	0.0430	\$120,000	0.0510	\$52,500	0.0220	-	-
DeWitt	\$310,000	0.0320	\$2,353,906	0.0900	\$2,721,526	0.0340	\$592,503	0.0640
DuPage	\$7,502,100	0.0110	-	-	-	-	-	-
Edwards	-	0.0390	-	0.1720	-	0.0430	-	0.0000
Effingham	\$1,181,000	0.1040	\$436,000	0.0380	\$102,000	0.0090	\$180,000	0.0150
Fulton	\$1,066,300	0.1750	\$610,000	0.1000	\$305,000	0.0500	\$735,000	0.1200
Hamilton	\$55,267	0.0290	\$177,607	0.0950	\$88,803	0.0470	-	-
Henry	\$915,588	-	\$926,430	-	\$269,857	-	\$240,944	-
Iroquois	\$0	0.0000	\$640,000	0.0920	\$320,000	0.0460	\$600,000	0.0770
Jackson	\$500,000	4.9900	\$810,000	4.9900	\$66,500	4.9900	\$600,000	4.9900
Johnson	\$94,000	0.0490	\$215,987	0.1100	\$98,176	0.0500	-	-
Kankakee	-	-	-	-	-	-	-	-
Kendall	\$2,400,120	0.0520	\$1,500,363	0.0320	\$500,274	0.0100	\$1,045,191	0.0220
Lake	\$12,816,374	0.0470	\$18,368,608	0.0440	\$3,935,570	0.0140	-	-
LaSalle	\$5,441,642	0.1440	\$4,959,818	0.0950	\$5,779,706	0.0470	\$2,862,263	0.0780
Lee	\$0	0.0000	\$2,984,700	0.1090	\$800,000	0.0270	\$0	0.0000
Livingston	\$945,000	0.0930	\$906,992	0.0900	\$503,884	0.0500	\$1,306,305	0.1290
Macon	\$1,606,685	0.0680	\$2,580,112	0.0920	\$996,000	0.0460	\$5,766,812	0.1500
Madison	\$3,975,000	0.0840	\$5,930,700	0.0670	\$4,097,000	0.0160	\$3,229,244	0.0470

# 2025 Statewide Salary & Fringe Benefits Survey

Name of County	I.M.R.F		County Highway		County Bridge		Mental Health	
	BUDGET	LEVY RATE	BUDGET	LEVY RATE	BUDGET	LEVY RATE	BUDGET	LEVY RATE
Marshall	\$700,000	-	\$395,000	-	\$197,500	-	\$53,500	-
Mason	\$700,000	0.2210	\$140,500	0.0440	\$146,900	0.0460	-	-
Menard	\$415,800	0.1150	\$362,982	0.1030	\$176,205	0.0500	\$34,000	0.0100
Montgomery	\$628,074	0.0900	\$2,474,195	0.0970	\$825,200	0.0480	\$981,056	0.1210
Ogle	\$1,250,000	0.0670	\$3,062,000	0.0960	\$1,916,000	0.0480	\$1,060,643	0.0530
Putnam	\$2,625,119	0.1180	\$221,516	0.1000	\$105,508	0.0470	-	-
Randolph	\$1,916,800	0.0810	\$628,847	0.0250	\$80,000	0.0030	-	-
Richland	\$5,000	0.0010	\$308,000	0.0980	\$154,000	0.0490	\$193,000	0.0610
Schuyler	\$280,553	0.1490	\$500,000	0.0840	\$400,000	0.0300	\$85,100	0.0450
Stephenson	\$1,296,751	0.1480	\$630,000	0.0720	\$310,000	0.0350	\$390,000	0.0440
Washington	\$400,000	0.1020	\$1,068,250	0.0960	\$530,000	0.0240	\$134,798	0.0350
Wayne	\$210,000	-	\$735,360	-	\$112,500	-	\$106,750	-
Whiteside	\$2,600,000	0.1360	\$2,510,778	0.1000	\$1,840,000	0.0500	\$1,250,050	0.1130
Will	\$18,739,300	0.0580	\$13,362,554	0.0270	\$1,531,000	0.0020	\$10,000,000	0.0360
Williamson	\$1,850,779	-	-	-	\$708,375	-	\$300,000	-
Woodford	\$250,000	0.0220	\$1,026,304	0.0920	\$513,152	0.0460	\$258,812	0.0230
<b>Average</b>	<b>\$2,001,035</b>	<b>0.2444</b>	<b>\$2,079,827</b>	<b>0.2279</b>	<b>\$875,119</b>	<b>0.1862</b>	<b>\$1,148,760</b>	<b>0.2482</b>

# 2025 Statewide Salary & Fringe Benefits Survey

Name of County	Federal Highway Matching		Health		T.B. Care		Liability Insurance	
	BUDGET	LEVY RATE	BUDGET	LEVY RATE	BUDGET	LEVY RATE	BUDGET	LEVY RATE
Adams	\$680,090	0.0450	\$25,046	0.0010	\$70,099	0.0040	\$800,132	0.0530
Bond	-	0.0440	\$3,949,372	0.0920	-	-	\$401,874	0.0960
Brown	\$75,000	0.0530	\$30,000	0.0210	-	-	\$160,000	0.1150
Bureau	\$471,000	0.0490	\$100,000	0.0100	-	-	\$883,000	0.0920
Crawford	\$270,000	0.0470	\$541,152	0.0950	-	-	\$453,166	0.0790
Cumberland	\$52,500	0.0220	\$45,000	0.0190	-	-	\$195,000	0.0840
DeWitt	\$2,265,823	0.0270	\$250,301	0.0330	\$11,000	0.0000	\$10,102,681	0.1050
DuPage	-	-	\$145,416,624	0.0410	-	-	\$6,425,738	0.0060
Edwards	-	0.0040	-	-	-	0.0640	-	0.1260
Effingham	-	-	\$250,000	0.0220	-	-	\$700,000	0.0640
Fulton	\$305,000	0.0500	\$380,000	0.0620	\$86,873	0.0140	\$725,000	0.1190
Hamilton	\$88,803	0.0470	\$2,599	0.0010	-	-	\$50,000	0.0260
Henry	\$23,125	-	\$301,180	-	-	-	\$2,249,214	-
Iroquois	\$320,000	0.0460	\$316,000	0.0400	-	-	\$265,000	0.0340
Jackson	\$428,400	4.9900	\$643,102	4.9900	\$44,500	4.9900	\$600,000	4.9900
Johnson	-	-	\$78,000	0.0400	\$10,000	0.0050	\$236,330	-
Kankakee	-	-	-	-	-	-	-	-
Kendall	\$0	0.0000	\$1,511,408	0.0320	\$30,375	0.0000	\$1,345,724	0.0290
Lake	\$8,336,376	0.0300	\$88,413,800	0.0770	\$596,113	0.0010	\$9,536,132	0.0530
LaSalle	\$4,260,588	0.0470	\$3,291,762	0.0190	-	-	\$6,004,881	0.1640
Lee	\$1,987,000	0.0320	\$1,734,592	0.0050	\$12,500	0.0010	\$0	0.0000
Livingston	\$503,884	0.0500	\$505,093	0.0500	\$27,000	0.0020	\$800,000	0.0790
Macon	\$1,027,065	0.0460	\$7,488,199	0.0780	-	-	\$2,276,195	0.1120
Madison	\$2,210,000	0.0110	\$3,662,161	0.0190	-	-	-	0.0330

# 2025 Statewide Salary & Fringe Benefits Survey

Name of County	Federal Highway Matching		Health		T.B. Care		Liability Insurance	
	BUDGET	LEVY RATE	BUDGET	LEVY RATE	BUDGET	LEVY RATE	BUDGET	LEVY RATE
Marshall	\$197,500	-	\$75,000	-	\$0	-	\$472,000	-
Mason	\$146,900	0.0460	\$200,000	0.0630	-	-	\$300,000	0.0940
Menard	\$176,205	0.0500	-	-	\$10,685	0.0030	\$350,000	0.1090
Montgomery	\$745,000	0.0480	\$5,757,420	0.1270	\$0	0.0000	\$579,174	0.0950
Ogle	\$1,875,000	0.0480	\$873,265	0.0340	\$35,077	0.0010	-	-
Putnam	\$105,508	0.0470	\$30,104	0.0130	-	-	\$238,484	0.1070
Randolph	\$250,000	0.0440	\$160,000	0.0270	-	-	\$708,000	0.0690
Richland	\$154,000	0.0490	\$193,000	0.0610	\$5,000	0.0010	\$186,000	0.0590
Schuyler	\$4,150,000	0.0350	-	-	\$10,600	0.0030	-	-
Stephenson	\$310,000	0.0350	\$40,722	0.0040	\$58,665	0.0060	\$840,000	0.0950
Washington	\$218,500	0.0500	\$479,942	0.0350	\$0	0.0000	\$333,000	0.0760
Wayne	\$674,054	-	\$1,641,750	-	-	-	\$340,000	-
Whiteside	\$1,318,600	0.0500	-	-	-	-	\$1,264,762	0.0900
Will	\$60,000	0.0000	\$43,807,539	0.0390	\$863,697	0.0020	\$4,158,908	0.0110
Williamson	-	-	\$4,374,847	-	-	-	-	-
Woodford	\$513,152	0.0460	\$143,000	0.0130	\$0	0.0000	\$789,000	0.0710
<b>Average</b>	<b>\$1,036,336</b>	<b>0.1934</b>	<b>\$9,048,914</b>	<b>0.1988</b>	<b>\$98,536</b>	<b>0.2683</b>	<b>\$1,610,865</b>	<b>0.2292</b>

# 2025 Statewide Salary & Fringe Benefits Survey

Name of County	F.I.C.A		Workers Comp		Unemployment		Bond & Interest	
	BUDGET	LEVY RATE	BUDGET	LEVY RATE	BUDGET	LEVY RATE	BUDGET	LEVY RATE
Adams	\$1,300,010	0.0870	-	-	-	-	-	-
Bond	\$505,000	0.1930	-	-	\$10,000	0.0030	-	-
Brown	\$180,000	0.1290	\$45,000	0.0320	-	-	-	-
Bureau	\$540,000	0.0560	-	-	-	-	-	-
Crawford	\$350,000	0.0610	\$100,000	0.0170	\$82,101	0.0140	\$0	0.0000
Cumberland	\$210,000	0.0900	\$70,000	0.0300	\$500	0.0000	-	-
DeWitt	\$400,000	0.0400	-	-	\$25,000	0.0030	-	-
DuPage	\$4,160,070	0.0070	-	-	-	-	\$3,618,880	0.0080
Edwards	-	0.0540	-	-	-	-	\$0	-
Effingham	\$730,000	0.0640	-	-	-	-	-	-
Fulton	\$600,000	0.0980	\$0	0.0000	\$0	0.0000	\$48,252	0.0080
Hamilton	\$100,000	0.0530	\$19,998	0.0100	\$50,000	0.0260	-	-
Henry	\$602,360	-	-	-	-	-	-	-
Iroquois	\$368,000	0.0470	\$91,000	0.0110	\$7,000	0.0000	-	-
Jackson	\$1,000,000	4.9900	\$450,000	4.9900	\$0	0.0000	\$200,604	4.9900
Johnson	\$150,000	0.0780	\$111,975	-	-	1.2700	\$0	0.0000
Kankakee	-	-	-	-	-	-	-	-
Kendall	\$1,600,233	0.0340	-	-	-	-	-	-
Lake	\$14,117,186	0.0570	-	-	-	-	-	-
LaSalle	\$2,811,390	0.0740	-	-	-	-	-	-
Lee	\$0	0.0000	\$0	0.0000	\$0	0.0000	\$0	0.0000
Livingston	\$755,100	0.0740	-	-	\$5,000	0.0000	-	-
Macon	\$1,357,233	0.0750	-	-	-	-	-	-
Madison	\$3,690,500	0.0550	-	-	-	-	-	-

# 2025 Statewide Salary & Fringe Benefits Survey

Name of County	F.I.C.A		Workers Comp		Unemployment		Bond & Interest	
	BUDGET	LEVY RATE	BUDGET	LEVY RATE	BUDGET	LEVY RATE	BUDGET	LEVY RATE
Marshall	\$220,000	-	\$0	-	\$100	-	\$0	-
Mason	\$325,000	0.1020	-	-	-	-	-	-
Menard	\$334,200	0.0900	\$51,815	0.0150	\$45,000	0.0130	\$390,000	0.1130
Montgomery	\$707,656	0.0980	\$87,112	0.0100	\$48,772	0.0080	\$0	0.0000
Ogle	-	-	-	-	-	-	\$0	0.0000
Putnam	\$203,706	0.0910	\$26,271	0.0110	\$5,272	0.0020	-	-
Randolph	\$950,000	0.0510	-	-	-	-	\$460,253	0.0690
Richland	-	-	\$70,500	0.0220	\$5,500	0.0010	-	-
Schuyler	\$300,000	0.1260	-	-	-	-	-	-
Stephenson	\$509,059	0.0580	-	-	-	-	-	-
Washington	\$506,000	0.0760	\$153,000	0.0760	-	-	\$0	0.0000
Wayne	\$260,000	-	-	-	\$10,000	-	-	-
Whiteside	\$1,600,000	0.1360	-	-	-	-	-	-
Will	\$10,216,152	0.0280	\$585,127	0.0080	\$474,875	-	-	-
Williamson	\$1,989,471	-	\$4,844,083	-	\$439,003	-	-	-
Woodford	\$252,000	0.0470	\$0	-	\$0	-	\$0	-
<b>Average</b>	<b>\$1,497,231</b>	<b>0.2218</b>	<b>\$372,549</b>	<b>0.3737</b>	<b>\$63,585</b>	<b>0.0893</b>	<b>\$336,999</b>	<b>0.4716</b>

# **Section 2a: Salary Schedule Budgets**

# 2025 Statewide Salary & Fringe Benefits Survey

Name of County:	Public Works		Administrative Non-Exempt		Administrative Exempt		Sheriff		Union	
	FY2023 - 2024	FY2024 - 2025	FY2023 - 2024	FY2024 - 2025	FY2023 - 2024	FY2024 - 2025	FY2023 - 2024	FY2024 - 2025	FY2023 - 2024	FY2024 - 2025
Adams	5.0%	5.0%	3.0%	4.0%	3.0%	4.0%	4.0%	4.7%	4.0%	5.0%
Bond	0.0%	9.5%	4.0%	3.0%	2.4%	1.1%	2.0%	4.8%	2.5%	2.3%
Brown	5.0%	5.0%	5.0%	5.0%	-	-	-	-	-	-
Bureau	-	-	-	-	-	-	-	-	-	-
Crawford	8.0%	8.0%	8.0%	8.0%	1.0%	1.0%	4.0%	-	8.0%	8.0%
Cumberland	-	-	-	-	-	-	-	-	6.0%	5.0%
DeWitt	4.0%	5.0%	5.0%	5.0%	5.0%	5.0%	5.0%	5.0%	5.0%	5.0%
DuPage	3.0%	3.5%	3.0%	3.5%	3.0%	3.5%	3.0%	2.5%	2.0%	3.5%
Edwards	-	-	-	-	-	-	-	-	-	-
Effingham	3.0%	3.0%	3.0%	3.0%	3.0%	3.0%	3.0%	3.0%	3.0%	3.0%
Fulton	-	-	3.0%	3.0%	3.0%	3.0%	2.7%	2.7%	2.7%	2.7%
Hamilton	-	-	-	-	5.0%	5.0%	4.7%	-	7.0%	-
Henry	2.0%	-	2.0%	-	2.0%	-	-	-	2.0%	-
Iroquois	-	-	24.0%	3.2%	12.0%	5.0%	5.0%	6.5%	9.6%	8.1%
Jackson	0.0%	0.0%	0.0%	0.0%	3.0%	3.0%	0.0%	0.0%	5.0%	5.0%
Johnson	-	-	-	-	-	-	-	-	-	-
Kankakee	4.0%	4.0%	4.0%	4.0%	4.0%	4.0%	4.5%	4.5%	4.0%	4.0%
Kendall	2.0%	4.0%	2.0%	4.0%	2.0%	4.0%	2.5%	5.0%	2.8%	5.0%
Lake	3.0%	3.0%	3.0%	3.0%	3.0%	3.0%	3.0%	3.0%	-	-
LaSalle	2.0%	4.0%	5.0%	4.0%	5.0%	4.0%	6.0%	3.5%	5.0%	4.0%
Lee	0.0%	0.0%	0.0%	0.0%	0.0%	0.0%	4.5%	4.5%	0.0%	0.0%
Livingston	6.0%	2.5%	10.0%	2.0%	10.0%	2.0%	5.5%	2.5%	2.5%	2.5%
Macon	3.0%	3.0%	3.0%	3.0%	3.0%	3.0%	3.0%	3.0%	3.0%	3.0%
Madison	3.8%	3.8%	2.3%	-	2.3%	-	-	-	2.3%	-

# 2025 Statewide Salary & Fringe Benefits Survey

Name of County:	Public Works		Administrative Non-Exempt		Administrative Exempt		Sheriff		Union	
	FY2023 - 2024	FY2024 - 2025	FY2023 - 2024	FY2024 - 2025	FY2023 - 2024	FY2024 - 2025	FY2023 - 2024	FY2024 - 2025	FY2023 - 2024	FY2024 - 2025
Marshall	-	-	-	-	-	-	-	-	-	-
Mason	2.0%	3.0%	2.0%	3.0%	2.0%	3.0%	2.0%	-	2.0%	-
Menard	-	-	3.0%	5.7%	3.0%	5.7%	3.0%	5.7%	-	-
Montgomery	-	-	-	-	-	-	-	-	-	-
Ogle	-	-	3.0%	3.0%	3.0%	3.0%	-	-	-	-
Putnam	3.0%	4.0%	3.0%	4.0%	3.0%	4.0%	4.0%	4.0%	-	-
Randolph	-	-	4.0%	4.0%	4.0%	4.0%	-	-	4.0%	4.0%
Richland	-	-	-	-	-	-	-	-	-	-
Schuyler	-	-	-	-	-	-	-	-	-	-
Stephenson	2.7%	-	5.0%	4.0%	5.0%	4.0%	5.0%	4.0%	5.0%	4.0%
Washington	0.0%	0.0%	4.0%	4.0%	4.0%	4.0%	4.0%	4.0%	4.0%	4.0%
Wayne	-	-	-	-	-	-	-	-	-	-
Whiteside	5.5%	4.0%	5.5%	3.0%	5.5%	3.0%	5.5%	4.0%	5.5%	4.0%
Will	3.5%	3.5%	3.5%	3.5%	3.5%	3.5%	3.5%	3.5%	3.5%	3.5%
Williamson	-	-	-	-	-	-	-	-	-	-
Woodford	3.0%	3.0%	3.0%	3.0%	3.0%	3.0%	3.0%	3.0%	3.0%	3.0%
<b>Median</b>	<b>3.0%</b>	<b>3.7%</b>	<b>3.0%</b>	<b>3.5%</b>	<b>3.0%</b>	<b>3.5%</b>	<b>4.0%</b>	<b>4.0%</b>	<b>3.8%</b>	<b>4.0%</b>

# **Section 2b: Salary Schedule Amounts**

# 2025 Statewide Salary & Fringe Benefits Survey

## Elected Official Annualized Salary Schedule

	# Counties	25th Percentile	Median	75th Percentile	Per Diem Median
Board Member	18	\$5,550	\$9,214	\$27,750	\$70
Circuit Clerk	39	\$62,510	\$74,408	\$87,400	*
Committee Chairman	8	\$1,375	\$7,950	\$21,825	\$75
Coroner/Medical Examiner	38	\$23,594	\$44,677	\$72,034	*
County Auditor	7	\$69,900	\$87,781	\$123,000	*
County Board Chairman	28	\$7,050	\$8,110	\$40,450	\$75
County Clerk	39	\$62,510	\$72,950	\$87,400	*
County Treasurer	39	\$62,000	\$74,408	\$87,400	*
Recorder of Deeds	11	\$54,600	\$75,437	\$93,116	*
Sheriff	39	\$128,080	\$161,899	\$165,373	*
States Attorney	38	\$160,100	\$197,437	\$206,716	*
Vice-Chairman	14	\$2,175	\$5,450	\$15,825	\$75

County Board Chairman	# Counties	Part-Time	Full-Time	Elected at Large
	38	53%	11%	66%

Note: results indicate paid amounts only. When nothing is paid for salary or per diem, it is excluded in the compilation.

# 2025 Statewide Salary & Fringe Benefits Survey

## Administrative Exempt Annualized Salary Schedule

	# Counties	Starting Salary	25th Percentile	Median	75th Percentile
Assistant Director of Health Department	9	*	\$73,428	\$91,100	\$134,690
County Administrator	17	\$150,502	\$78,956	\$109,471	\$131,525
County Coordinator/Assistant County Administrator	10	*	\$47,645	\$74,209	\$133,488
Director of Animal Control	29	\$54,310	\$33,164	\$45,961	\$62,118
Director of Building & Zoning	23	\$65,450	\$49,608	\$66,993	\$99,738
Director of Court Services	11	*	\$80,881	\$88,472	\$100,000
Director of Data Processing	3	*	*	*	*
Director of Health Department	25	\$105,129	\$81,242	\$100,700	\$113,595
Director of Nursing Home	5	*	\$94,116	\$123,905	\$176,336
Director of Parks & Recreation	2	*	*	*	*
Director of Public Transportation	2	*	*	*	*
Director of Purchasing	4	*	*	*	*
Economic Development Director	5	*	\$77,600	\$89,211	\$155,598
Emergency Management Agency Coordinator/Director	35	\$62,433	\$31,875	\$58,656	\$70,727
Emergency Services/9-1-1 Coordinator	25	\$63,094	\$51,810	\$73,509	\$93,059
First Assistant State's Attorney	31	\$92,418	\$83,760	\$95,000	\$116,500
Highway Engineer	37	\$94,144	\$106,950	\$126,742	\$140,000
Human Resources Director	11	*	\$58,481	\$80,000	\$147,784
IT Director	19	\$91,528	\$80,155	\$89,060	\$115,045
Maintenance Director	19	\$94,752	\$64,027	\$74,880	\$120,000
Public Defender	38	\$132,969	\$77,405	\$144,090	\$186,044
Second Assistant State's Attorney	14	*	\$81,500	\$92,298	\$106,562
Supervisor of Assessments	39	\$75,040	\$63,950	\$68,959	\$86,500

\* insufficient data

Note: Due to differences in sample size/# of participants, the Starting Salary and Percentiles will vary

# 2025 Statewide Salary & Fringe Benefits Survey

## Administrative Nonexempt Annualized Salary Schedule

	# Counties	Starting Salary	25th Percentile	Median	75th Percentile
Accounting Clerk	14	\$42,913	\$33,805	\$41,502	\$52,176
Administrative Assistant	18	\$41,255	\$39,460	\$45,040	\$52,783
Chief Deputy Circuit Clerk	37	\$48,053	\$39,238	\$50,014	\$62,675
Chief Deputy County Clerk	37	\$36,902	\$40,135	\$48,503	\$61,682
Chief Deputy Recorder	24	\$46,958	\$38,567	\$43,130	\$56,000
Chief Deputy Supervisor Assessments	31	\$49,205	\$41,340	\$48,484	\$55,820
Chief Deputy Treasurer	36	\$51,254	\$38,149	\$43,426	\$55,556
Clerk	17	\$31,954	\$31,655	\$36,777	\$43,478
Executive/Judicial Secretary	17	\$42,677	\$44,580	\$55,000	\$66,903
Facilities Services Manager	8	*	\$52,143	\$88,071	\$103,608
GIS Coordinator	19	\$52,023	\$47,694	\$56,876	\$71,656
IT Support/IT Assistant	15	\$46,050	\$46,228	\$50,653	\$62,794
Legal Secretary	20	\$36,140	\$41,038	\$43,729	\$49,151
Probation Officer	23	\$44,797	\$51,500	\$57,650	\$75,537
Tax Extension Specialist	8	\$41,970	\$36,806	\$46,614	\$52,437
Victim/Witness Assistant	19	\$43,358	\$39,520	\$50,080	\$59,878
Youth Officer	7	*	\$45,500	\$50,960	\$73,928

\* insufficient data

Note: Due to differences in sample size/# of participants, the Starting Salary and Percentiles will vary

# 2025 Statewide Salary & Fringe Benefits Survey

## Administrative Nonexempt Hourly Salary Schedule

	# Counties	Starting Salary	25th Percentile	Median	75th Percentile
Accounting Clerk	14	\$21.98	\$18.24	\$21.99	\$26.84
Administrative Assistant	17	\$21.83	\$20.33	\$24.51	\$27.09
Chief Deputy Circuit Clerk	34	\$27.01	\$21.09	\$24.88	\$36.75
Chief Deputy County Clerk	32	\$20.44	\$21.16	\$24.68	\$33.79
Chief Deputy Recorder	22	\$24.51	\$20.78	\$24.60	\$30.52
Chief Deputy Supervisor Assessments	30	\$26.67	\$21.80	\$25.06	\$29.96
Chief Deputy Treasurer	29	\$30.00	\$20.58	\$23.67	\$28.00
Clerk	14	\$16.07	\$17.17	\$20.06	\$24.33
Executive/Judicial Secretary	15	\$22.82	\$24.44	\$27.93	\$33.33
Facilities Services Manager	7	*	\$33.65	\$46.15	\$50.39
GIS Coordinator	17	\$26.08	\$25.26	\$30.60	\$37.24
IT Support/IT Assistant	13	\$22.80	\$22.13	\$27.25	\$31.24
Legal Secretary	17	\$18.86	\$20.10	\$21.91	\$24.88
Probation Officer	19	\$22.44	\$24.76	\$29.96	\$33.82
Tax Extension Specialist	8	*	\$17.70	\$23.83	\$26.98
Victim/Witness Assistant	17	\$23.37	\$23.58	\$27.00	\$30.67
Youth Officer	6	*	\$21.41	\$25.07	\$33.86

\* insufficient data

Note: Due to differences in sample size/# of participants, the Starting Salary and Percentiles will vary

Note: Estimated hourly pay divided by 2080 hours or actual hours provided

# 2025 Statewide Salary & Fringe Benefits Survey

## Public Works Annualized Salary Schedule

	# Counties	Minimum Salary	25th Percentile	Median	75th Percentile
Building Inspector	6	\$59,167	\$45,250	\$70,796	\$83,233
Civil Engineer	8	\$67,367	\$67,984	\$83,220	\$118,043
Custodian/Housekeeper	21	\$33,522	\$30,060	\$36,936	\$41,036
Engineering Technician III	12	\$58,092	\$64,779	\$67,454	\$72,047
Equipment Operator	7	\$58,045	\$56,321	\$69,451	\$83,200
Highway Foreman	31	\$50,402	\$53,310	\$68,993	\$79,346
Highway Maintenance	24	\$45,371	\$48,937	\$59,758	\$64,355
Labor Foreman	8	*	\$52,879	\$70,377	\$94,640
Laborer	8	*	\$41,024	\$46,982	\$64,018
Maintenance Mechanic	13	\$52,182	\$55,689	\$62,000	\$69,368
Maintenance Worker I	6	\$50,063	\$42,767	\$58,512	\$65,700
Maintainer II	5	\$53,001	\$52,077	\$59,425	\$68,994
Mechanic	10	\$57,412	\$55,449	\$61,535	\$67,974
Nurse RN	23	\$55,443	\$52,735	\$59,450	\$67,091
Operator II	3	*	*	*	*
Sanitarian	8	\$47,452	\$45,021	\$50,212	\$61,108

\* insufficient data

Note: Due to differences in sample size/# of participants, the Starting Salary and Percentiles will vary

# 2025 Statewide Salary & Fringe Benefits Survey

## Public Works Hourly Salary Schedule

	# Counties	Starting Wage	25th Percentile	Median	75th Percentile
Building Inspector	6	\$27.82	\$24.40	\$34.58	\$40.50
Civil Engineer	7	\$33.69	\$31.86	\$38.01	\$61.30
Custodian/Housekeeper	17	\$17.86	\$17.54	\$19.03	\$20.91
Engineering Technician III	12	*	\$31.60	\$33.68	\$37.97
Equipment Operator	6	\$26.53	\$31.69	\$34.91	\$40.46
Highway Foreman	26	\$24.23	\$27.26	\$34.37	\$38.78
Highway Maintenance	24	\$21.72	\$23.53	\$29.56	\$30.97
Labor Foreman	6	*	\$28.90	\$33.83	\$40.50
Laborer	6	*	\$21.53	\$27.08	\$32.23
Maintenance Mechanic	13	\$23.47	\$28.55	\$29.81	\$33.35
Maintenance Worker I	6	*	\$20.56	\$28.13	\$31.59
Maintainer II	5	*	\$25.04	\$28.57	\$33.17
Mechanic	8	\$26.17	\$26.93	\$29.58	\$32.70
Nurse RN	21	\$27.73	\$26.83	\$30.23	\$32.60
Operator II	3	*	*	*	*
Sanitarian	8	*	\$23.75	\$25.34	\$29.38

\* insufficient data

Note: Due to differences in sample size/# of participants, the Starting Salary and Percentiles will vary

Note: Estimated hourly pay divided by 2080 hours or actual hours provided

# 2025 Statewide Salary & Fringe Benefits Survey

## Sheriff/Police Annualized Salary Schedule

	# Counties	Starting Salary	25th Percentile	Median	75th Percentile
Bailiff	21	\$32,784	\$12,898	\$22,000	\$50,780
Chief Deputy Sheriff	32	\$79,686	\$77,522	\$94,061	\$114,593
Commander	4	*	*	*	*
Control Room Operator	7	*	\$43,680	\$63,875	\$92,078
Cook	4	*	*	*	*
Correctional Officer	24	\$48,166	\$53,270	\$60,770	\$66,086
Deputy Sheriff Captain	7	*	\$70,553	\$89,000	\$126,208
Deputy Sheriff Investigator	22	\$72,509	\$62,954	\$75,953	\$89,478
Deputy Sheriff Patrol Deputy	26	\$61,066	\$59,354	\$65,988	\$72,688
Deputy Sheriff Sergeant	20	\$73,223	\$72,869	\$80,207	\$97,460
Deputy Sheriff Telecommunications Officer	16	\$44,571	\$52,643	\$57,475	\$62,035
Sheriff Lieutenant	12	\$77,840	\$86,939	\$96,194	\$103,653

\* insufficient data

Note: Due to differences in sample size/# of participants, the Starting Salary and Percentiles will vary

# 2025 Statewide Salary & Fringe Benefits Survey

## Sheriff/Police Hourly Salary Schedule

	# Counties	Starting Wage	25th Percentile	Median	75th Percentile
Bailiff	14	\$22.12	\$19.86	\$22.52	\$26.50
Chief Deputy Sheriff	28	\$38.93	\$36.96	\$44.05	\$56.35
Commander	4	*	*	*	*
Control Room Operator	7	*	\$21.00	\$30.71	\$44.27
Cook	4	*	*	*	*
Correctional Officer	22	\$22.47	\$24.93	\$29.01	\$31.17
Deputy Sheriff Captain	6	*	\$32.99	\$42.35	\$65.94
Deputy Sheriff Investigator	19	\$34.65	\$30.20	\$37.21	\$45.56
Deputy Sheriff Patrol Deputy	25	\$28.88	\$26.78	\$31.15	\$34.84
Deputy Sheriff Sergeant	19	\$33.61	\$34.68	\$38.58	\$46.44
Deputy Sheriff Telecommunications Officer	15	\$21.43	\$25.00	\$27.04	\$28.57
Sheriff Lieutenant	12	\$35.80	\$41.80	\$46.25	\$49.64

\* insufficient data

Note: Due to differences in sample size/# of participants, the Starting Salary and Percentiles will vary

Note: Estimated hourly pay divided by actual hours provided

# Section 3: Fringe Benefits

# 2025 Statewide Salary & Fringe Benefits Survey

## Holiday Schedule

Holidays	Administrative Exempt	Administrative Non-Exempt	Public Works	Sheriff Department	Average Prevalence Across Departments
Christmas Day	98%	95%	88%	88%	92%
Thanksgiving	98%	95%	88%	88%	92%
Independence Day	98%	95%	85%	85%	91%
Labor Day	98%	95%	85%	85%	91%
Memorial Day	98%	95%	85%	85%	91%
New Year's Day	98%	95%	85%	85%	91%
Thanksgiving Friday	98%	95%	85%	83%	90%
Veteran's Day	95%	93%	83%	83%	88%
President's Day	95%	93%	83%	80%	88%
Martin Luther King Day	95%	93%	80%	78%	86%
Columbus Day	90%	88%	78%	75%	83%
Good Friday	78%	75%	65%	63%	70%
Lincoln's Birthday	75%	73%	65%	60%	68%
Christmas Eve	68%	65%	60%	58%	63%
Election Day	63%	60%	48%	45%	54%
New Year's Eve	35%	33%	28%	28%	31%
Floating Holiday	10%	10%	5%	13%	9%
Pulaski Day	10%	8%	5%	5%	7%

# 2025 Statewide Salary & Fringe Benefits Survey

## Vacation Schedule

**Administrative Exempt Vacation Schedule**

Vacation	Initial	2nd Tier	3rd Tier
Less than 1 week	4%	0%	0%
1 week	38%	4%	0%
2 weeks	54%	50%	0%
3 weeks	4%	46%	65%
4 weeks	0%	0%	35%
5 weeks	0%	0%	0%
Greater than 5 weeks	0%	0%	0%
<i># of Counties</i>	26	26	26

**Public Works Vacation Schedule**

Vacation	Initial	2nd Tier	3rd Tier
Less than 1 week	15%	0%	0%
1 week	20%	5%	0%
2 weeks	65%	35%	0%
3 weeks	0%	60%	50%
4 weeks	0%	0%	45%
5 weeks	0%	0%	5%
Greater than 5 weeks	0%	0%	0%
<i># of Counties</i>	20	20	20

**Administrative Non-Exempt Vacation Schedule**

Vacation	Initial	2nd Tier	3rd Tier
Less than 1 week	10%	0%	0%
1 week	37%	3%	0%
2 weeks	53%	48%	0%
3 weeks	0%	48%	64%
4 weeks	0%	0%	32%
5 weeks	0%	0%	4%
Greater than 5 weeks	0%	0%	0%
<i># of Counties</i>	30	29	28

**Sheriff's Department Vacation Schedule**

Vacation	Initial	2nd Tier	3rd Tier
Less than 1 week	18%	0%	0%
1 week	36%	0%	0%
2 weeks	45%	68%	0%
3 weeks	0%	32%	79%
4 weeks	0%	0%	21%
5 weeks	0%	0%	0%
Greater than 5 weeks	0%	0%	0%
<i># of Counties</i>	22	22	24

# 2025 Statewide Salary & Fringe Benefits Survey

## Conversion

Status	Paid out in Full	Prorated Pay Out	Maximum Amount	Not Paid
Retirement	94%	9%	9%	0%
Honorable Separation	97%	6%	6%	0%
Discharge/Termination	90%	7%	7%	7%

*Note: Can have multiple methods*

## Sick Leave/Basis for Using Sick Leave

	Administrative Exempt	Administrative Non-Exempt	Public Works	Sheriff
Average Days per Year	11	18	21	19
Maximum Days Accumulated	119	100	122	108
Personal Illness	100%	100%	100%	100%
Family Death	50%	47%	44%	45%
Funeral Relative	50%	47%	44%	48%
Job Injury	35%	38%	36%	39%
<i># of Counties</i>	26	32	25	33

## Shift Differentials

	1st Shift:	2nd Shift:	3rd Shift:	Swing Shift:	On Call:
Average	*	\$0.62	\$0.48	*	*
Median	*	\$0.60	\$0.50	*	*
N	2	5	6	2	1

# 2025 Statewide Salary & Fringe Benefits Survey

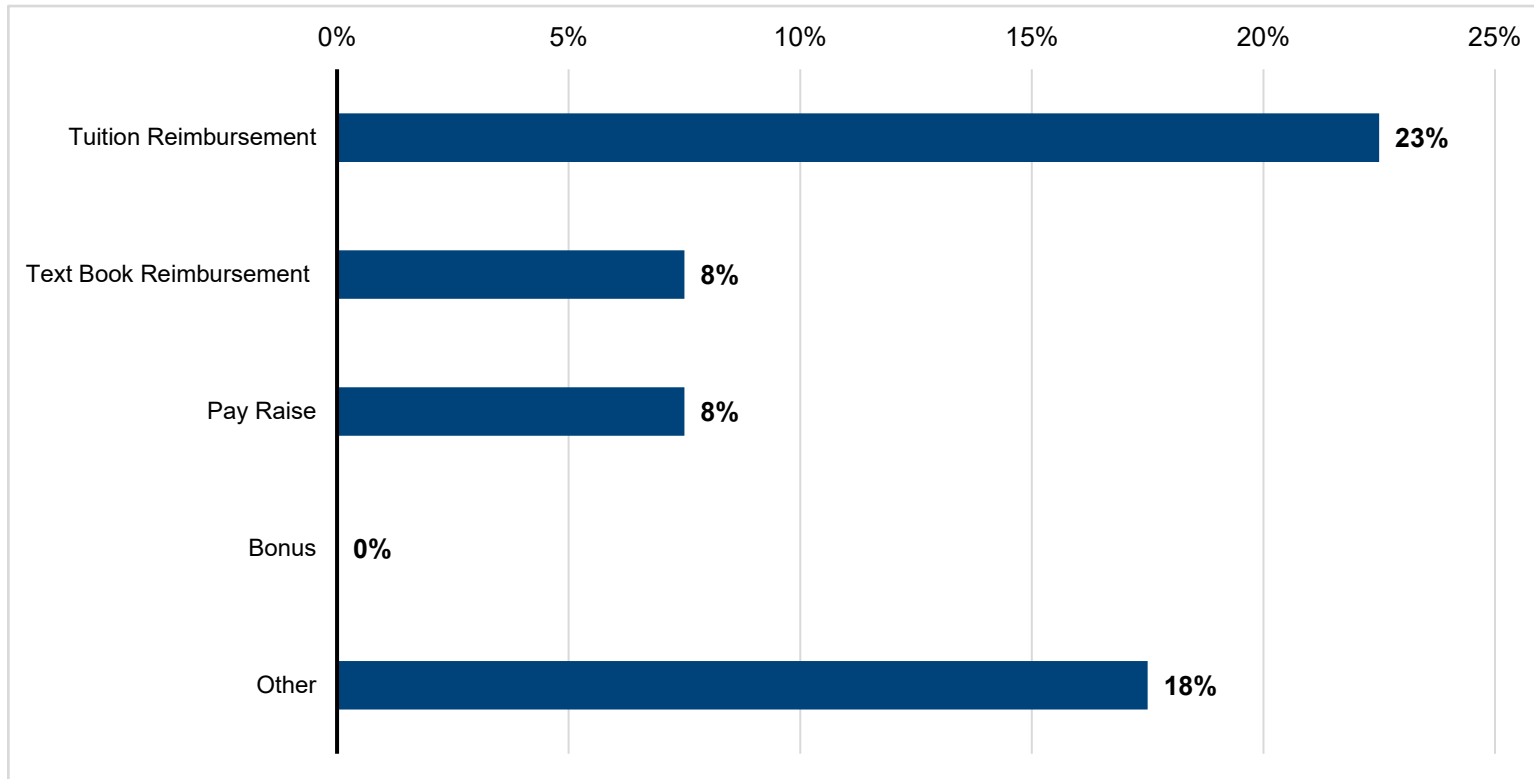
## Rate of Pay Multiplier Currently Utilized

	Administrative Exempt	Administrative Non-Exempt	Public Works	Sheriff
<b>Over 8 Hours</b>				
1.5	*	26%	41%	25%
2	*	0%	0%	25%
2.5	*	0%	0%	25%
<b>Over 40 Hours</b>				
1.5	100%	100%	100%	100%
2	0%	0%	0%	0%
2.5	0%	0%	0%	0%
Cash Method	*	71%	73%	75%
Comp Method	*	79%	73%	75%
Max Comp Accrual	*	77	*	65

\* insufficient data

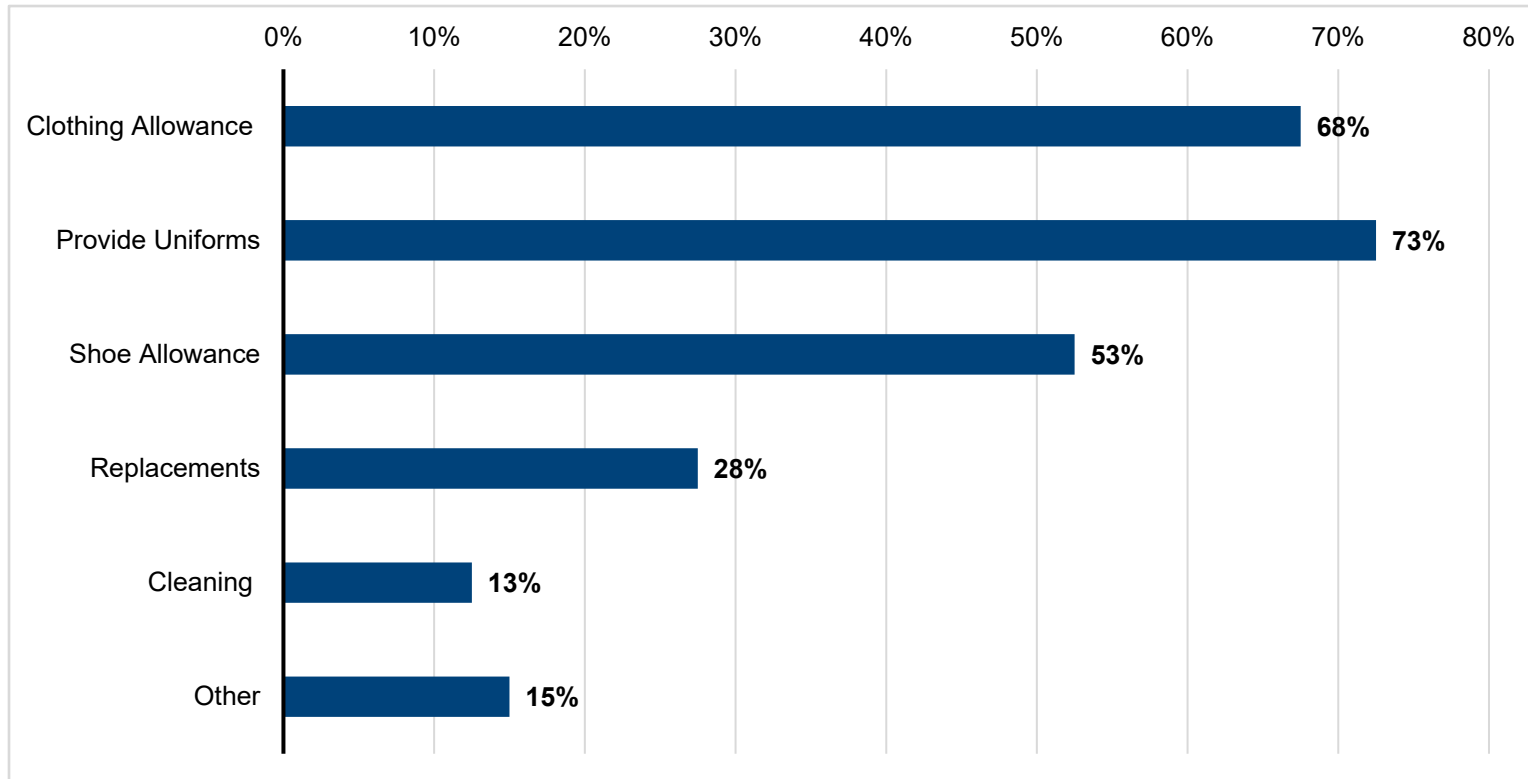
# 2025 Statewide Salary & Fringe Benefits Survey

## Education Benefits



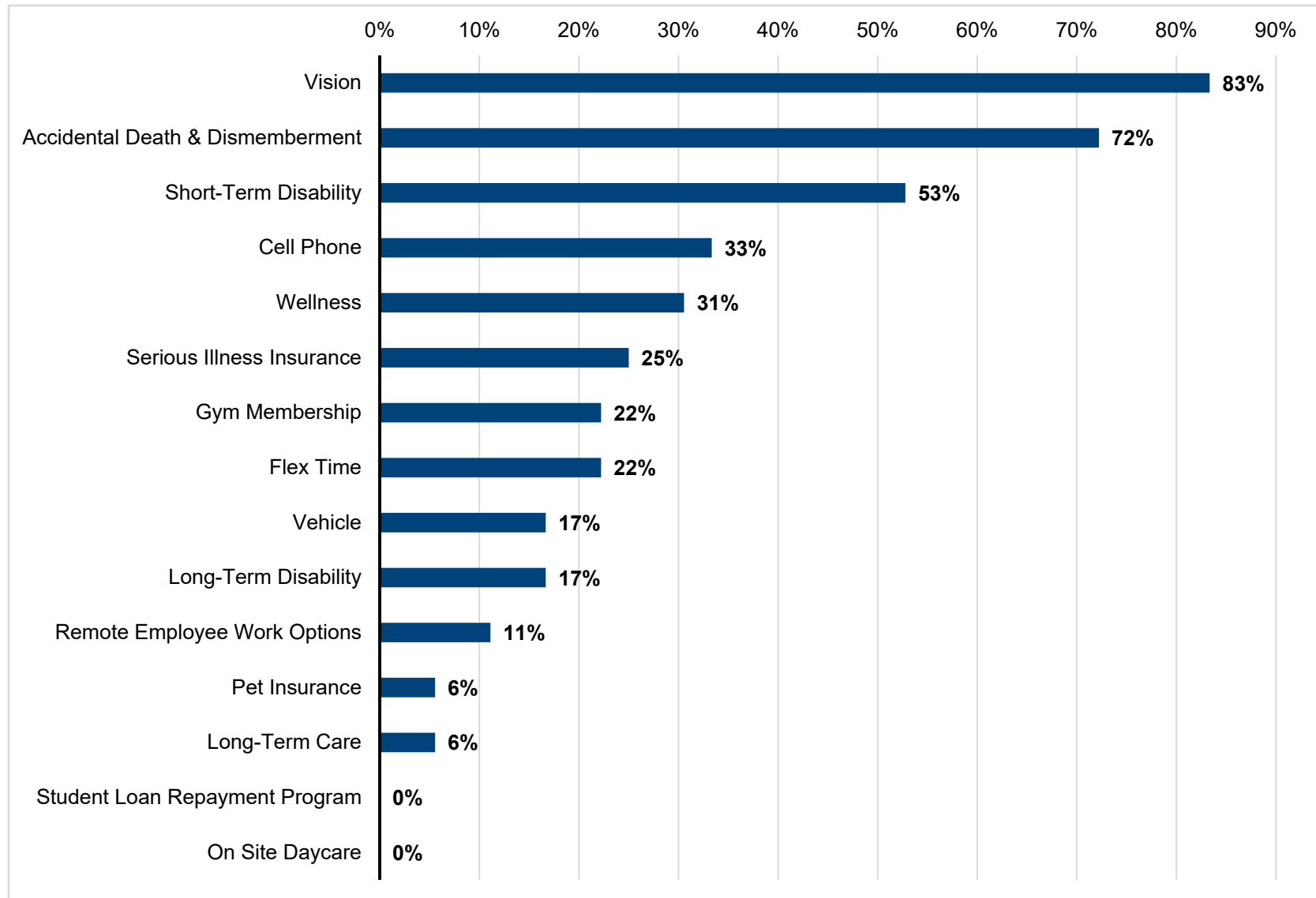
# 2025 Statewide Salary & Fringe Benefits Survey

## Clothing Benefits



# 2025 Statewide Salary & Fringe Benefits Survey

## Other Benefits



# Section 5: Insurance

# 2025 Statewide Salary & Fringe Benefits Survey

## Life Insurance

	% Paid by County	Value of Coverage
Average	71%	\$18,103
Median	100%	\$15,000
# of Counties	34	29
Identified Carriers		
Dearborn National/Fort Dearborn		7
Blue Cross Blue Shield		4
Blue Cross Blue Shield / Fort Dearborn		3
MetLife		2
Mutual of Omaha		2
NCPERS		2
Principal		2
Standard Life		2
The Standard		2
Health Alliance		1
Prudential		1
Securian		1
The Hartford		1

# 2025 Statewide Salary & Fringe Benefits Survey

## Dental Insurance (annual premiums)

	Single Employer Costs	Single Employee Costs	Family Employer Costs	Family Employee Costs
Average	\$253	\$192	\$418	\$751
Median	\$42	\$129	\$143	\$726
Plan Type		Plan Type		
PPO	90%		89%	
HMO	10%		11%	
HDHP	0%		0%	
Insured		Insured		
Fully-Insured	67%		67%	
Self-Insured	33%		33%	
# of Counties	24		24	

Single	
Identified Carriers	
Blue Cross Blue Shield	13
Delta Dental	6
MetLife	3
Principal	2
Cigna	1
Hope Trust	1
IPMG/AMI	1

Family	
Identified Carriers	
Blue Cross Blue Shield	13
Delta Dental	6
MetLife	3
Principal	2
Cigna	1
Hope Trust	1
IPMG/AMI	1

*Note: premium data are shown as annual amounts*

# 2025 Statewide Salary & Fringe Benefits Survey

## Health Insurance (annual premiums)

	Single Employer Costs	Single Employee Costs	Family Employer Costs	Family Employee Costs
Average	\$8,231	\$1,492	\$17,940	\$8,757
Median	\$8,880	\$1,358	\$19,850	\$8,485
Plan Type		Plan Type		
PPO	77%		79%	
HMO	10%		7%	
HDHP	13%		14%	
Insured		Insured		
Fully-Insured	63%		65%	
Self-Insured	38%		35%	
# of Counties	30		28	

Single Identified Carriers	
Blue Cross Blue Shield	21
Hope Trust	9
Aetna	2
HealthLink	2
Health Alliance	1
UMR	1

Family Identified Carriers	
Blue Cross Blue Shield	20
Hope Trust	8
Aetna	2
HealthLink	2
Health Alliance	1
UMR	1

Note: premium data are shown as annual amounts

# 2025 Statewide Salary & Fringe Benefits Survey

## Health Insurance Amounts Provided (converted to annual amounts when participant noted)

Name of County	SINGLE				FAMILY			
	Employer Cost	Employee Cost	Plan Type	Insured	Employer Cost	Employee Cost	Plan Type	Insured
Adams	\$10,129	\$1,125	PPO	Fully-Insured	\$23,354	\$9,285	PPO	Fully-Insured
Bond	\$1,080	\$40	HDHP	Self-Insured	\$2,582	\$1,542	HDHP	Self-Insured
Brown	\$592	\$187	PPO	*	\$1,643	\$577	PPO	*
Bureau	\$10,489	\$0	PPO	Fully-Insured	\$37,094	\$26,641	PPO	Fully-Insured
Crawford	\$931	\$50	*	Fully-Insured	\$931	\$1,356	*	Fully-Insured
Cumberland	\$9,648	\$3,216	*	*	*	*	*	*
DeWitt	\$8,880	\$1,413	PPO	Fully-Insured	\$0	\$12,000	PPO	Fully-Insured
DuPage	\$7,961	\$1,560	HMO	Self-Insured	\$21,517	\$5,046	HMO	Self-Insured
Edwards	\$9,159	\$2,289	*	Fully-Insured	*	\$11,449	*	Fully-Insured
Effingham	\$11,160	\$0	HDHP	*	\$12,000	\$13,884	HDHP	*
Fulton	\$7,980	\$3,420	*	Fully-Insured	\$19,798	\$8,485	*	Fully-Insured
Hamilton	\$8,728	\$0	PPO	Self-Insured	\$8,728	\$6,960	PPO	Self-Insured
Henry	*	\$6,500	*	Self-Insured	*	\$6,500	*	Self-Insured
Iroquois	\$5,828	\$1,942	PPO	Fully-Insured	\$11,980	\$11,980	PPO	Fully-Insured
Jackson	\$19,572	\$1,032	HMO	Self-Insured	\$49,056	\$11,646	HMO	Self-Insured
Johnson	\$12,804	\$0	*	Fully-Insured	\$12,804	\$17,424	*	Fully-Insured
Kankakee	\$7,424	\$2,474	PPO	Fully-Insured	\$22,420	\$7,473	PPO	Fully-Insured
Kendall	\$10,364	\$1,303	HDHP	Fully-Insured	\$22,777	\$11,986	HDHP	Fully-Insured
Lake	\$11,192	\$2,798	PPO	Fully-Insured	\$28,158	\$8,892	PPO	Fully-Insured
LaSalle	\$9,460	\$2,364	HDHP	Self-Insured	\$29,796	\$7,440	HDHP	Self-Insured
Lee	\$7,536	\$2,512	PPO	Fully-Insured	\$21,985	\$7,328	PPO	Fully-Insured
Livingston	\$8,211	\$2,053	PPO	Fully-Insured	\$15,048	\$8,887	PPO	Fully-Insured
Macon	\$7,148	\$2,383	PPO	Fully-Insured	\$19,902	\$6,634	PPO	Fully-Insured
Madison	\$8,820	\$0	PPO	Self-Insured	\$17,827	\$6,005	PPO	Self-Insured

# 2025 Statewide Salary & Fringe Benefits Survey

Name of County	SINGLE				FAMILY			
	Employer Cost	Employee Cost	Plan Type	Insured	Employer Cost	Employee Cost	Plan Type	Insured
Marshall	\$742	\$814	PPO	*	*	*	*	*
Mason	\$13,200	\$0	PPO	Self-Insured	\$13,200	*	PPO	Self-Insured
Menard	\$13,657	\$2,410	*	*	\$13,657	\$24,202	*	*
Montgomery	\$9,396	\$2,099	PPO	Fully-Insured	\$24,074	\$10,900	PPO	Fully-Insured
Ogle	\$9,892	\$3,297	PPO	Fully-Insured	\$29,676	\$9,892	PPO	Fully-Insured
Putnam	\$9,177	\$2,294	PPO	Fully-Insured	\$22,761	\$5,690	PPO	Fully-Insured
Randolph	\$852	\$25	PPO	Fully-Insured	\$2,700	\$1,823	PPO	Fully-Insured
Richland	\$8,601	\$780	*	*	*	*	*	*
Schuyler	\$931	\$294	HMO	Self-Insured	*	*	*	*
Stephenson	\$12,074	\$3,299	PPO	Fully-Insured	\$34,870	\$9,470	PPO	Fully-Insured
Washington	*	*	*	*	*	*	*	*
Wayne	\$922	\$40	PPO	Fully-Insured	\$922	\$1,318	PPO	Fully-Insured
Whiteside	\$15,257	\$1,056	PPO	Self-Insured	\$26,400	\$5,223	PPO	Self-Insured
Will	*	*	*	*	*	*	*	*
Williamson	\$1,193	\$116	PPO	Self-Insured	\$2,608	\$800	PPO	Self-Insured
Woodford	\$13,575	\$1,508	PPO	Self-Insured	\$23,803	\$10,228	PPO	Self-Insured

# 2025 Statewide Salary & Fringe Benefits Survey

## Dental Insurance Amounts Provided

Name of County	SINGLE				FAMILY			
	Employer Cost	Employee Cost	Plan Type	Insured	Employer Cost	Employee Cost	Plan Type	Insured
Adams	\$0	\$420	PPO	Fully-Insured	\$0	\$975	PPO	Fully-Insured
Bond	\$28	\$0	PPO	Fully-Insured	\$104	\$76	PPO	Fully-Insured
Brown	\$0	\$37	*	*	\$0	\$150	*	*
Bureau	\$143	\$143	PPO	Fully-Insured	\$143	\$1,028	PPO	Fully-Insured
Crawford	*	\$449	*	Fully-Insured	*	\$1,534	*	Fully-Insured
Cumberland	*	*	*	*	*	*	*	*
DeWitt	*	\$197	*	Fully-Insured	*	\$785	*	Fully-Insured
DuPage	\$176	\$264	PPO	Self-Insured	\$484	\$726	PPO	Self-Insured
Edwards	*	*	*	*	*	*	*	*
Effingham	\$0	\$424	*	*	\$0	\$1,683	*	*
Fulton	\$186	\$79	PPO	*	\$519	\$222	PPO	*
Hamilton	\$2,500	\$0	*	Self-Insured	\$2,500	\$0	*	Self-Insured
Henry	*	*	*	*	*	*	*	*
Iroquois	\$0	\$372	PPO	Fully-Insured	\$0	\$1,082	PPO	Fully-Insured
Jackson	\$0	\$588	HMO	Self-Insured	\$0	\$1,836	HMO	Self-Insured
Johnson	\$302	\$0	*	Fully-Insured	\$302	\$650	*	Fully-Insured
Kankakee	\$0	\$290	PPO	Fully-Insured	\$0	\$1,161	PPO	Fully-Insured
Kendall	\$480	\$0	PPO	Fully-Insured	\$949	\$468	PPO	Fully-Insured
Lake	\$0	\$17	PPO	Fully-Insured	\$0	\$22	PPO	Fully-Insured
LaSalle	*	\$420	*	Self-Insured	*	\$1,440	*	Self-Insured
Lee	\$221	\$73	PPO	Fully-Insured	\$853	\$284	PPO	Fully-Insured
Livingston	\$247	\$62	PPO	Fully-Insured	\$247	\$978	PPO	Fully-Insured
Macon	\$0	\$395	PPO	Fully-Insured	\$0	\$1,244	PPO	Fully-Insured

# 2025 Statewide Salary & Fringe Benefits Survey

Name of County	SINGLE				FAMILY			
	Employer Cost	Employee Cost	Plan Type	Insured	Employer Cost	Employee Cost	Plan Type	Insured
Madison	\$0	\$310	PPO	Self-Insured	\$0	\$1,034	PPO	Self-Insured
Marshall	*	*	PPO	*	*	*	*	*
Mason	*	*	*	*	*	*	*	*
Menard	*	*	*	*	*	*	*	*
Montgomery	\$0	\$366	*	Fully-Insured	\$0	\$1,618	*	Fully-Insured
Ogle	\$636	\$0	*	Self-Insured	\$1,320	\$0	*	Self-Insured
Putnam	*	*	*	*	*	*	*	*
Randolph	\$42	\$0	*	Fully-Insured	\$164	\$120	*	Fully-Insured
Richland	*	*	*	*	*	*	*	*
Schuyler	*	\$68	HMO	*	*	\$239	HMO	*
Stephenson	\$304	\$86	PPO	Fully-Insured	\$1,115	\$314	PPO	Fully-Insured
Washington	*	*	*	*	*	*	*	*
Wayne	*	*	*	*	*	*	*	*
Whiteside	*	*	PPO	Self-Insured	*	*	PPO	Self-Insured
Will	*	*	PPO	*	*	*	PPO	*
Williamson	*	*	*	*	*	*	*	*
Woodford	\$561	\$129	PPO	Self-Insured	\$917	\$617	PPO	Self-Insured

# Appendix A: Supplemental Information

# 2025 Statewide Salary & Fringe Benefits Survey

Name of County	Board Member			Circuit Clerk			Committee Chairman		
	Avg Yrs of Service	Annualized Salary	Per Diem	Avg Yrs of Service	Annualized Salary	Per Diem	Avg Yrs of Service	Annualized Salary	Per Diem
Adams	4	\$4,200	-	27	\$75,520	-	8	\$4,900	-
Bond	3	\$6,701	-	3	\$65,800	-	-	-	-
Brown	-	-	-	-	\$47,250	-	-	-	-
Bureau	-	-	\$25	8	\$74,408	-	10	-	\$25
Crawford	3	-	\$125	38	\$62,510	-	3	-	\$75
Cumberland	-	-	\$75	-	\$50,115	-	-	-	-
DeWitt	5	\$1,000	\$87	6	\$73,542	-	5	\$1,000	\$87
DuPage	3	\$52,102	-	3	\$168,814	-	3	\$52,102	-
Edwards	8	\$10,427	-	-	\$45,000	-	-	-	-
Effingham	2	-	\$100	20	\$82,240	-	8	-	\$100
Fulton	-	-	\$62	-	\$71,936	-	-	-	-
Hamilton	4	\$6,000	-	12	\$57,309	-	-	-	-
Henry	-	-	-	-	-	-	-	-	-
Iroquois	6	-	\$50	28	\$70,928	-	6	-	\$50
Jackson	10	-	\$55	20	\$74,596	-	10	-	\$55
Johnson	-	\$11,000	-	-	\$65,000	-	-	\$11,000	-
Kankakee	-	-	\$75	15	\$79,900	-	-	-	\$75
Kendall	5	\$18,300	-	12	\$91,554	-	5	\$18,300	-
Lake	9	\$43,000	-	8	\$127,000	-	-	-	-
LaSalle	-	\$7,000	\$100	-	\$75,437	-	-	-	-
Lee	4	-	\$60	12	\$71,000	-	-	-	\$50
Livingston	20	-	\$45	8	\$76,300	-	20	-	\$45
Macon	-	\$2,500	-	-	\$92,655	-	-	\$2,500	-
Madison	-	\$16,500	-	-	\$123,000	-	-	-	-
Marshall	-	\$3,000	-	-	\$62,000	-	-	-	-

# 2025 Statewide Salary & Fringe Benefits Survey

Name of County	Board Member			Circuit Clerk			Committee Chairman		
	Avg Yrs of Service	Annualized Salary	Per Diem	Avg Yrs of Service	Annualized Salary	Per Diem	Avg Yrs of Service	Annualized Salary	Per Diem
Mason	-	-	\$65	-	\$75,700	-	-	-	-
Menard	-	\$8,000	-	-	\$71,748	-	-	-	-
Montgomery	-	-	\$65	-	\$74,977	-	-	\$750	-
Ogle	-	-	-	21	\$90,508	-	-	-	-
Putnam	-	-	\$75	-	\$56,669	\$56,669	-	-	-
Randolph	-	\$42,000	-	-	\$70,000	-	-	-	-
Richland	-	\$6,000	-	-	\$59,000	-	-	-	-
Schuyler	-	-	-	-	\$50,266	-	-	-	-
Stephenson	8	-	\$100	4	\$89,440	-	6	-	\$200
Washington	-	-	\$75	-	\$63,950	-	-	-	\$75
Wayne	3	-	\$45	-	\$54,600	-	3	-	\$45
Whiteside	-	-	\$75	-	\$87,400	-	-	-	\$75
Will	-	\$23,000	-	-	\$93,116	-	-	\$23,000	-
Williamson	12	\$77,853	-	4	\$96,166	-	-	-	-
Woodford	-	-	\$50	8	\$79,078	-	-	-	\$75

# 2025 Statewide Salary & Fringe Benefits Survey

Name of County	Coroner/Medical Examiner			County Auditor			County Board Chairman		
	Avg Yrs of Service	Annualized Salary	Per Diem	Avg Yrs of Service	Annualized Salary	Per Diem	Avg Yrs of Service	Annualized Salary	Per Diem
Adams	6	\$61,000	-	-	-	-	20	\$7,500	-
Bond	12	\$21,800	-	-	-	-	3	\$8,219	-
Brown	-	-	\$100	-	-	-	-	-	-
Bureau	-	\$50,477	-	-	-	-	4	\$8,000	-
Crawford	28	\$23,794	-	-	-	-	2	-	\$275
Cumberland	-	\$17,558	-	-	-	-	-	\$500	\$75
DeWitt	6	\$23,625	-	-	\$60,800	-	2	\$5,000	\$87
DuPage	3	\$151,362	-	3	\$151,362	-	3	\$131,559	-
Edwards	46	\$27,000	-	-	-	-	-	-	-
Effingham	-	\$53,500	-	-	-	-	2	-	\$130
Fulton	-	\$44,702	-	-	-	-	-	\$7,600	-
Hamilton	1	\$17,500	-	-	-	-	4	\$7,000	-
Henry	-	-	-	-	-	-	-	-	-
Iroquois	22	\$44,653	-	-	-	-	1	\$7,200	-
Jackson	25	\$47,354	-	-	-	-	10	-	\$55
Johnson	-	\$13,000	-	-	-	-	-	\$11,000	-
Kankakee	39	\$79,900	-	8	\$69,900	-	4	\$60,000	-
Kendall	20	\$72,134	-	-	-	-	8	\$22,500	-
Lake	24	\$127,000	-	-	-	-	12	\$97,000	-
LaSalle	-	\$75,437	-	-	\$75,437	-	-	\$75,437	-
Lee	26	\$42,500	-	-	-	-	10	\$8,400	\$60
Livingston	1	\$59,000	-	-	-	-	2	-	\$80
Macon	-	\$87,781	-	-	\$87,781	-	-	\$7,500	-
Madison	-	\$123,000	-	-	\$123,000	-	-	\$123,000	-
Marshall	-	\$24,514	-	-	-	-	-	\$7,500	-

# 2025 Statewide Salary & Fringe Benefits Survey

Name of County	Coroner/Medical Examiner			County Auditor			County Board Chairman		
	Avg Yrs of Service	Annualized Salary	Per Diem	Avg Yrs of Service	Annualized Salary	Per Diem	Avg Yrs of Service	Annualized Salary	Per Diem
Mason	-	\$26,000	-	-	-	-	-	-	\$75
Menard	-	\$6,000	-	-	-	-	-	-	-
Montgomery	-	\$35,547	-	-	-	-	-	\$6,000	-
Ogle	22	\$75,766	-	-	-	-	-	\$25,000	-
Putnam	-	\$12,000	-	-	-	-	-	-	-
Randolph	-	\$72,000	-	-	-	-	-	\$45,600	-
Richland	-	\$20,900	-	-	-	-	-	\$8,000	-
Schuyler	-	\$18,066	-	-	-	-	-	\$1,200	-
Stephenson	1	\$52,696	-	-	-	-	3	\$9,000	\$100
Washington	-	\$31,975	-	-	-	-	-	-	\$275
Wayne	-	\$23,500	-	-	-	-	3	-	\$45
Whiteside	-	\$55,000	-	-	-	-	-	\$6,000	\$75
Will	-	\$93,116	-	-	\$93,116	-	-	\$23,000	-
Williamson	4	\$49,855	-	-	-	-	6	\$78,850	-
Woodford	32	\$32,177	-	-	-	-	2	\$6,000	\$75

# 2025 Statewide Salary & Fringe Benefits Survey

Name of County	County Clerk			County Treasurer			Recorder of Deeds		
	Avg Yrs of Service	Annualized Salary	Per Diem	Avg Yrs of Service	Annualized Salary	Per Diem	Avg Yrs of Service	Annualized Salary	Per Diem
Adams	12	\$72,950	-	6	\$68,150	-	-	-	-
Bond	7	\$65,800	-	4	\$65,800	-	-	-	-
Brown	-	\$45,000	-	-	\$45,000	-	-	-	-
Bureau	6	\$74,408	-	6	\$74,408	-	-	-	-
Crawford	3	\$62,510	-	4	\$62,510	-	3	\$62,510	-
Cumberland	-	\$50,115	-	-	\$50,115	-	-	-	-
DeWitt	4	\$68,666	-	4	\$68,666	-	-	-	-
DuPage	3	\$151,363	-	3	\$151,363	-	3	\$151,362	-
Edwards	22	\$45,000	-	2	\$45,000	-	-	-	-
Effingham	30	\$82,240	-	10	\$82,240	-	-	-	-
Fulton	-	\$71,936	-	-	\$72,554	-	-	-	-
Hamilton	2	\$57,309	-	11	\$57,309	-	-	-	-
Henry	-	-	-	-	-	-	-	-	-
Iroquois	5	\$69,400	-	6	\$69,100	-	-	-	-
Jackson	6	\$74,596	-	6	\$74,596	-	-	-	-
Johnson	-	\$65,000	-	-	\$60,000	-	-	\$35,526	-
Kankakee	5	\$75,954	-	8	\$75,954	-	16	\$69,900	-
Kendall	16	\$110,848	-	22	\$110,849	-	16	\$110,848	-
Lake	6	\$134,000	-	6	\$134,000	-	-	-	-
LaSalle	-	\$75,437	-	-	\$75,437	-	-	\$75,437	-
Lee	9	\$71,000	-	7	\$71,000	-	-	-	-
Livingston	20	\$76,300	-	6	\$76,300	-	-	-	-
Macon	-	\$92,655	-	-	\$92,655	-	-	\$90,415	-
Madison	-	\$110,115	-	-	\$110,111	-	-	-	-
Marshall	-	\$62,000	-	-	\$62,000	-	-	-	-

# 2025 Statewide Salary & Fringe Benefits Survey

Name of County	County Clerk			County Treasurer			Recorder of Deeds		
	Avg Yrs of Service	Annualized Salary	Per Diem	Avg Yrs of Service	Annualized Salary	Per Diem	Avg Yrs of Service	Annualized Salary	Per Diem
Mason	-	\$75,700	-	-	\$75,700	-	-	-	-
Menard	-	\$71,524	-	-	\$75,026	-	-	-	-
Montgomery	-	\$74,977	-	-	\$74,977	-	-	-	-
Ogle	26	\$90,508	-	20	\$90,508	-	-	-	-
Putnam	-	\$56,669	-	-	\$56,669	-	-	-	-
Randolph	-	\$72,000	-	-	\$72,000	-	-	-	-
Richland	-	\$53,634	-	-	\$53,634	-	-	-	-
Schuyler	-	\$57,558	-	-	\$50,294	-	-	-	-
Stephenson	3	\$87,418	-	10	\$87,418	-	-	-	-
Washington	-	\$63,950	-	-	\$63,950	-	-	-	-
Wayne	-	\$54,600	-	-	\$54,600	-	-	\$54,600	-
Whiteside	-	\$87,400	-	-	\$87,400	-	-	\$87,400	-
Will	-	\$93,116	-	-	\$93,116	-	-	\$93,116	-
Williamson	20	\$97,106	-	8	\$95,232	-	-	-	-
Woodford	6	\$79,078	-	24	\$79,078	-	6	\$42,636	-

# 2025 Statewide Salary & Fringe Benefits Survey

Name of County	Sheriff			States Attorney			Vice-Chairman		
	Avg Yrs of Service	Annualized Salary	Per Diem	Avg Yrs of Service	Annualized Salary	Per Diem	Avg Yrs of Service	Annualized Salary	Per Diem
Adams	2	\$165,372	-	8	\$206,715	-	8	\$4,900	-
Bond	6	\$128,079	-	5	\$160,100	-	-	-	-
Brown	-	\$122,330	-	-	\$152,912	-	-	-	-
Bureau	8	\$165,373	-	-	\$206,716	-	4	-	\$25
Crawford	10	\$128,080	-	14	\$160,100	-	4	-	\$125
Cumberland	-	\$128,079	-	-	\$160,099	-	-	-	\$75
DeWitt	8	\$128,080	-	10	\$160,100	-	26	\$1,000	\$87
DuPage	3	\$174,891	-	3	\$206,716	-	3	\$52,102	-
Edwards	18	\$128,080	-	8	\$160,100	-	-	-	-
Effingham	30	\$165,333	-	2	\$206,706	-	15	-	\$100
Fulton	-	\$165,373	-	-	\$206,716	-	-	-	\$62
Hamilton	6	\$128,080	-	16	\$160,100	-	3	\$6,000	-
Henry	-	-	-	-	-	-	-	-	-
Iroquois	4	\$134,516	-	1	\$164,779	-	1	\$1,080	-
Jackson	45	\$165,372	-	4	\$206,715	-	10	-	\$55
Johnson	-	\$128,079	-	-	\$160,099	-	-	\$11,000	-
Kankakee	8	\$165,373	-	8	\$206,716	-	-	-	\$75
Kendall	10	\$165,372	-	5	\$206,715	-	5	\$18,300	-
Lake	13	\$170,000	-	21	\$206,000	-	-	-	-
LaSalle	-	\$165,373	-	-	\$206,716	-	-	-	-
Lee	2	\$165,373	-	8	\$206,716	-	-	-	-
Livingston	2	\$165,372	-	3	\$206,716	-	20	-	\$45
Macon	-	\$165,373	-	-	\$184,885	-	-	\$2,500	-
Madison	-	\$163,373	-	-	\$206,716	-	-	-	-
Marshall	-	\$128,080	-	-	\$162,501	-	-	\$4,500	-

# 2025 Statewide Salary & Fringe Benefits Survey

Name of County	Sheriff			States Attorney			Vice-Chairman		
	Avg Yrs of Service	Annualized Salary	Per Diem	Avg Yrs of Service	Annualized Salary	Per Diem	Avg Yrs of Service	Annualized Salary	Per Diem
Mason	-	\$128,079	-	-	\$160,099	-	-	-	-
Menard	-	\$128,080	-	-	\$165,000	-	-	-	-
Montgomery	-	\$131,259	-	-	\$160,099	-	-	-	-
Ogle	9	\$165,373	-	3	\$206,716	-	-	\$15,000	-
Putnam	-	\$128,080	-	-	162,100.00	-	-	-	-
Randolph	-	\$156,560	-	-	\$198,200	-	-	-	-
Richland	-	\$130,214	-	-	\$167,625	-	-	\$6,000	-
Schuyler	-	\$135,000	-	-	\$169,000	-	-	-	-
Stephenson	3	\$165,379	-	10	\$206,716	-	4	\$3,150	\$100
Washington	-	\$128,000	-	-	\$160,000	-	-	-	\$75
Wayne	-	\$128,079	-	-	\$160,099	-	3	-	\$45
Whiteside	-	\$165,372	-	-	\$206,715	-	-	\$1,200	\$75
Will	-	\$169,873	-	-	\$197,436	-	-	\$23,000	-
Williamson	6	\$175,709	-	6	\$206,716	-	-	-	-
Woodford	6	\$161,899	-	1	\$197,437	-	-	-	\$75

# 2025 Statewide Salary & Fringe Benefits Survey

## Assistant Director of Health Department

Name of County	Avg. # of Weekly Hrs Worked in Job	Avg. Years in Job	Current Salary	Starting Salary	Maximum Salary	Status	Merit Increase	Longevity Increase	COLA
Adams	40	5	\$74,160				-	-	X
Bond							-	-	-
Brown							-	-	-
Bureau							-	-	-
Crawford							-	-	-
Cumberland							-	-	-
DeWitt							-	-	-
DuPage							-	-	-
Edwards							-	-	-
Effingham							-	-	-
Fulton							-	-	-
Hamilton	40	4	\$40,664			Non-Exempt	-	-	-
Henry							-	-	-
Iroquois							-	-	-
Jackson	40	27	\$86,587			Exempt	-	-	X
Johnson							-	-	-
Kankakee							-	-	-
Kendall	40	5	\$120,016	\$108,000		Exempt	-	-	X
Lake	40	20	\$172,000	\$138,000	\$217,000	Exempt	X	-	X
LaSalle							-	-	-

# 2025 Statewide Salary & Fringe Benefits Survey

## Assistant Director of Health Department

Name of County	Avg. # of Weekly Hrs Worked in Job	Avg. Years in Job	Current Salary	Starting Salary	Maximum Salary	Status	Merit Increase	Longevity Increase	COLA
Lee							-	-	-
Livingston							-	-	-
Macon	35		\$91,100			Exempt	-	-	-
Madison	40	16	\$91,832	\$80,121	\$104,748	Non-Exempt	-	-	X
Marshall							-	-	-
Mason							-	-	-
Menard							-	-	-
Montgomery							-	-	-
Ogle							-	-	-
Putnam							-	-	-
Randolph							-	-	-
Richland							-	-	-
Schuyler							-	-	-
Stephenson							-	-	-
Washington							-	-	-
Wayne							-	-	-
Whiteside	40		\$72,696				-	-	X
Will	40		\$149,364			Exempt	-	-	X
Williamson							-	-	-
Woodford							-	-	-

# 2025 Statewide Salary & Fringe Benefits Survey

## County Administrator

Name of County	Avg. # of Weekly Hrs Worked in Job	Avg. Years in Job	Current Salary	Starting Salary	Maximum Salary	Status	Merit Increase	Longevity Increase	COLA
Adams	40	1	\$68,000			Exempt	-	-	X
Bond							-	-	-
Brown							-	-	-
Bureau	40	8	\$101,777			Exempt	-	-	-
Crawford							-	-	-
Cumberland							-	-	-
DeWitt	40	35	\$87,207			Exempt	-	-	-
DuPage	38	4	\$245,831	\$218,510	\$364,185	Exempt	-	-	X
Edwards							-	-	-
Effingham	35	2	\$51,979			Non-Exempt	-	-	-
Fulton							-	-	-
Hamilton							-	-	-
Henry		6	\$120,822				-	-	-
Iroquois	35	7	\$70,705				-	-	X
Jackson	50	6	\$100,000			Exempt	-	-	X
Johnson		33	\$65,000			Exempt	-	-	-
Kankakee	40	6	\$109,471	\$80,000		Exempt	-	-	-
Kendall	38	1	\$175,000	\$175,000		Exempt	-	-	X
Lake	40	20	\$240,000	\$204,000	\$306,000	Exempt	X	-	X
LaSalle							-	-	-

# 2025 Statewide Salary & Fringe Benefits Survey

## County Administrator

Name of County	Avg. # of Weekly Hrs Worked in Job	Avg. Years in Job	Current Salary	Starting Salary	Maximum Salary	Status	Merit Increase	Longevity Increase	COLA
Lee	40	1	\$125,000			Exempt	-	-	-
Livingston							-	-	-
Macon	35		\$125,000			Exempt	-	-	-
Madison	40	3	\$138,049			Exempt	X	-	X
Marshall							-	-	-
Mason							-	-	-
Menard							-	-	-
Montgomery							-	-	-
Ogle							-	-	-
Putnam							-	-	-
Randolph							-	-	-
Richland							-	-	-
Schuyler							-	-	-
Stephenson	40	6	\$100,785	\$75,000		Exempt	-	-	X
Washington							-	-	-
Wayne							-	-	-
Whiteside	40		\$113,797				-	X	X
Will							-	-	-
Williamson							-	-	-
Woodford							-	-	-

# 2025 Statewide Salary & Fringe Benefits Survey

## County Coordinator/Assistant County Administrator

Name of County	Avg. # of Weekly Hrs Worked in Job	Avg. Years in Job	Current Salary	Starting Salary	Maximum Salary	Status	Merit Increase	Longevity Increase	COLA
Adams	40	2	\$43,800			Non-Exempt	-	-	X
Bond							-	-	-
Brown							-	-	-
Bureau	32	0	\$43,680			Non-Exempt	-	X	-
Crawford							-	-	-
Cumberland							-	-	-
DeWitt							-	-	-
DuPage	38	0.25	\$150,000	\$115,833	\$193,058	Exempt	-	-	X
Edwards							-	-	-
Effingham							-	-	-
Fulton							-	-	-
Hamilton							-	-	-
Henry							-	-	-
Iroquois							-	-	-
Jackson	40	1	\$85,000			Exempt	-	-	X
Johnson							-	-	-
Kankakee							-	-	-
Kendall	38	7	\$127,984	\$122,122		Exempt	-	-	X
Lake	40	15	\$170,000	\$138,000	\$217,000	Exempt	X	-	X
LaSalle							-	-	-

# 2025 Statewide Salary & Fringe Benefits Survey

## County Coordinator/Assistant County Administrator

Name of County	Avg. # of Weekly Hrs Worked in Job	Avg. Years in Job	Current Salary	Starting Salary	Maximum Salary	Status	Merit Increase	Longevity Increase	COLA
Lee							-	-	-
Livingston							-	-	-
Macon							-	-	-
Madison	40	7	\$127,420	\$94,325	\$127,420	Exempt	X	-	X
Marshall							-	-	-
Mason							-	-	-
Menard	38		\$59,166			Exempt	-	-	-
Montgomery	40	1	\$63,418			Non-Exempt	-	-	-
Ogle							-	-	-
Putnam							-	-	-
Randolph							-	-	-
Richland							-	-	-
Schuyler							-	-	-
Stephenson							-	-	-
Washington							-	-	-
Wayne							-	-	-
Whiteside							-	-	-
Will							-	-	-
Williamson							-	-	-
Woodford	40	7	\$48,926			Exempt	-	X	X

# 2025 Statewide Salary & Fringe Benefits Survey

## Director of Animal Control

Name of County	Avg. # of Weekly Hrs Worked in Job	Avg. Years in Job	Current Salary	Starting Salary	Maximum Salary	Status	Merit Increase	Longevity Increase	COLA
Adams	40	6	\$45,219			Non-Exempt	-	-	X
Bond	20	8	\$28,927	\$25,200		Exempt	-	X	-
Brown							-	-	-
Bureau	40		\$56,645			Exempt	-	-	-
Crawford	29	1	\$24,882	\$24,882		Non-Exempt	-	X	-
Cumberland	20		\$20,447				-	-	-
DeWitt	40	1	\$58,656			Exempt	-	-	-
DuPage	38	8	\$180,280	\$115,833	\$193,058	Exempt	-	-	X
Edwards							-	-	-
Effingham	35	5	\$44,000			Non-Exempt	-	-	-
Fulton	40		\$44,886			Non-Exempt	-	X	-
Hamilton							-	-	-
Henry							-	-	-
Iroquois	40	1	\$42,000	\$42,000		Exempt	-	-	X
Jackson	40	4	\$50,515			Exempt	-	-	X
Johnson		1	\$50,000			Non-Exempt	-	-	X
Kankakee	40	5	\$75,603	\$65,000		Exempt	-	-	-
Kendall	40	2	\$63,036	\$60,000		Exempt	-	-	X
Lake	40	24	\$99,000	\$83,000	\$125,000	Exempt	X	-	X
LaSalle							-	-	-

# 2025 Statewide Salary & Fringe Benefits Survey

## Director of Animal Control

Name of County	Avg. # of Weekly Hrs Worked in Job	Avg. Years in Job	Current Salary	Starting Salary	Maximum Salary	Status	Merit Increase	Longevity Increase	COLA
Lee	40	13.5	\$45,961			Non-Exempt	-	-	-
Livingston	40	9	\$40,498	\$31,278	\$49,745	Non-Exempt	-	-	X
Macon	40		\$101,547			Exempt	-	-	-
Madison							-	-	-
Marshall			\$8,407				-	-	-
Mason							-	-	-
Menard	87		\$37,400			Exempt	-	-	-
Montgomery	40	1	\$46,800			Non-Exempt	-	-	-
Ogle							-	-	-
Putnam			\$15,000			Exempt	-	-	-
Randolph			\$7,200				-	-	-
Richland	40		\$41,600				-	-	-
Schuyler							-	-	-
Stephenson	40	3	\$46,789	\$41,600		Exempt	-	-	X
Washington		20	\$5,200			Exempt	-	-	-
Wayne							-	-	-
Whiteside	40		\$77,584				-	-	X
Will	40		\$117,457			Exempt	-	-	X
Williamson	40	5	\$61,200				-	-	-
Woodford							-	-	-

# 2025 Statewide Salary & Fringe Benefits Survey

## Director of Building & Zoning

Name of County	Avg. # of Weekly Hrs Worked in Job	Avg. Years in Job	Current Salary	Starting Salary	Maximum Salary	Status	Merit Increase	Longevity Increase	COLA
Adams							-	-	-
Bond	20	3	\$31,350	\$20,350		Exempt	X	X	-
Brown							-	-	-
Bureau	40		\$54,498			Exempt	-	-	-
Crawford							-	-	-
Cumberland							-	-	-
DeWitt	19	1	\$32,000			Non-Exempt	-	-	-
DuPage	38	13	\$136,516	\$86,639	\$144,399	Exempt	-	-	X
Edwards							-	-	-
Effingham							-	-	-
Fulton	40		\$63,000			Exempt	-	-	X
Hamilton							-	-	-
Henry			\$88,296				-	-	-
Iroquois	35	2	\$49,608	\$45,000		Exempt	-	-	X
Jackson							-	-	-
Johnson							-	-	-
Kankakee	40	7	\$97,562	\$65,833		Exempt	-	-	-
Kendall	38	4	\$99,738	\$72,096		Exempt	-	-	X
Lake	40	9	\$132,000	\$120,000	\$189,000	Exempt	X	-	X
LaSalle	40		\$102,562			Exempt	-	-	X

# 2025 Statewide Salary & Fringe Benefits Survey

## Director of Building & Zoning

Name of County	Avg. # of Weekly Hrs Worked in Job	Avg. Years in Job	Current Salary	Starting Salary	Maximum Salary	Status	Merit Increase	Longevity Increase	COLA
Lee	40	19.3	\$67,500			Exempt	-	-	-
Livingston	38	1	\$64,925	\$59,085	\$104,969	Exempt	-	-	X
Macon	35		\$68,228			Exempt	-	-	-
Madison	40	8	\$119,413			Exempt	X	-	X
Marshall							-	-	-
Mason							-	-	-
Menard							-	-	-
Montgomery							-	-	-
Ogle	35	30	\$65,776			Exempt	-	-	X
Putnam	20	2	\$40,198			Exempt	-	-	X
Randolph			\$54,080				-	-	-
Richland							-	-	-
Schuyler							-	-	-
Stephenson	40	4	\$66,993	\$54,600		Exempt	-	-	X
Washington	14	5	\$18,025			Exempt	-	-	-
Wayne							-	-	-
Whiteside	40		\$84,219				-	X	X
Will	40		\$120,791			Exempt	-	-	X
Williamson							-	-	-
Woodford	40	1	\$11,050			Exempt	-	X	X

# 2025 Statewide Salary & Fringe Benefits Survey

## Director of Court Services

Name of County	Avg. # of Weekly Hrs Worked in Job	Avg. Years in Job	Current Salary	Starting Salary	Maximum Salary	Status	Merit Increase	Longevity Increase	COLA
Adams	40	16	\$88,400			Non-Exempt	-	-	X
Bond							-	-	-
Brown							-	-	-
Bureau							-	-	-
Crawford							-	-	-
Cumberland							-	-	-
DeWitt							-	-	-
DuPage							-	-	-
Edwards							-	-	-
Effingham							-	-	-
Fulton							-	-	-
Hamilton							-	-	-
Henry							-	-	-
Iroquois							-	-	-
Jackson	40	4	\$95,000			Exempt	-	-	X
Johnson		13	\$65,000			Exempt	-	-	-
Kankakee							-	-	-
Kendall	38	6	\$93,416	\$81,071		Exempt	-	-	X
Lake	40	10	\$149,000	\$120,000	\$189,000	Exempt	X	-	X
LaSalle	40		\$75,000			Exempt	-	-	X

# 2025 Statewide Salary & Fringe Benefits Survey

## Director of Court Services

Name of County	Avg. # of Weekly Hrs Worked in Job	Avg. Years in Job	Current Salary	Starting Salary	Maximum Salary	Status	Merit Increase	Longevity Increase	COLA
Lee							-	-	-
Livingston	38	9	\$88,472	\$70,902	\$116,786	Exempt	-	-	X
Macon	37		\$100,000			Exempt	-	-	-
Madison							-	-	-
Marshall							-	-	-
Mason							-	-	-
Menard							-	-	-
Montgomery							-	-	-
Ogle							-	-	-
Putnam							-	-	-
Randolph							-	-	-
Richland							-	-	-
Schuyler							-	-	-
Stephenson	35	3		\$80,000		Exempt	-	-	X
Washington							-	-	-
Wayne							-	-	-
Whiteside	37		\$84,081				-	X	X
Will	40		\$148,570			Exempt	-	-	X
Williamson							-	-	-
Woodford	40	25	\$80,881			Exempt	-	-	X

# 2025 Statewide Salary & Fringe Benefits Survey

## Director of Data Processing

Name of County	Avg. # of Weekly Hrs Worked in Job	Avg. Years in Job	Current Salary	Starting Salary	Maximum Salary	Status	Merit Increase	Longevity Increase	COLA
Adams							-	-	-
Bond							-	-	-
Brown							-	-	-
Bureau							-	-	-
Crawford							-	-	-
Cumberland							-	-	-
DeWitt							-	-	-
DuPage							-	-	-
Edwards							-	-	-
Effingham							-	-	-
Fulton							-	-	-
Hamilton							-	-	-
Henry							-	-	-
Iroquois							-	-	-
Jackson							-	-	-
Johnson							-	-	-
Kankakee	40						-	-	-
Kendall							-	-	X
Lake	40	10	\$212,000	\$138,000	\$247,000	Exempt	X	-	X
LaSalle							-	-	-

# 2025 Statewide Salary & Fringe Benefits Survey

## Director of Data Processing

Name of County	Avg. # of Weekly Hrs Worked in Job	Avg. Years in Job	Current Salary	Starting Salary	Maximum Salary	Status	Merit Increase	Longevity Increase	COLA
Lee							-	-	-
Livingston							-	-	-
Macon							-	-	-
Madison							-	-	-
Marshall							-	-	-
Mason							-	-	-
Menard							-	-	-
Montgomery							-	-	-
Ogle							-	-	-
Putnam							-	-	-
Randolph							-	-	-
Richland							-	-	-
Schuyler							-	-	-
Stephenson							-	-	-
Washington							-	-	-
Wayne							-	-	-
Whiteside	40		\$95,430				-	X	X
Will	40		\$108,211			Exempt	-	-	X
Williamson							-	-	-
Woodford							-	-	-

# 2025 Statewide Salary & Fringe Benefits Survey

## Director of Health Department

Name of County	Avg. # of Weekly Hrs Worked in Job	Avg. Years in Job	Current Salary	Starting Salary	Maximum Salary	Status	Merit Increase	Longevity Increase	COLA
Adams	40	18	\$125,145			Non-Exempt	-	X	X
Bond	35	7	\$103,897	\$73,000		Exempt	X	X	-
Brown							-	-	-
Bureau	40		\$109,845			Exempt	-	-	X
Crawford	72	3				Exempt	-	-	X
Cumberland	36		\$58,927				-	-	-
DeWitt							-	-	-
DuPage							-	-	-
Edwards							-	-	-
Effingham	35		\$82,483				-	-	-
Fulton	35		\$94,765			Exempt	-	-	X
Hamilton	40	16	\$68,328			Exempt	-	-	-
Henry							-	-	-
Iroquois	40	1	\$100,000	\$100,000		Exempt	-	-	X
Jackson	40	25	\$94,209			Exempt	-	-	X
Johnson							-	-	-
Kankakee	40	37	\$113,018	\$75,000		Exempt	-	-	-
Kendall	40	5	\$140,000	\$118,000		Exempt	-	-	X
Lake	40	30	\$281,000	\$204,000	\$306,000	Exempt	X	-	X
LaSalle	40		\$106,583			Exempt	-	-	X

# 2025 Statewide Salary & Fringe Benefits Survey

## Director of Health Department

Name of County	Avg. # of Weekly Hrs Worked in Job	Avg. Years in Job	Current Salary	Starting Salary	Maximum Salary	Status	Merit Increase	Longevity Increase	COLA
Lee	40	21.4	\$83,983			Exempt	-	-	-
Livingston	38	1	\$93,000	\$70,902	\$116,786	Exempt	-	-	X
Macon	35		\$114,400			Exempt	-	-	-
Madison	40	2	\$114,171			Exempt	X	-	X
Marshall							-	-	-
Mason							-	-	-
Menard							-	-	-
Montgomery	40	22	\$108,088				-	-	-
Ogle	35	8	\$70,864			Exempt	-	-	X
Putnam							-	-	-
Randolph			\$80,000				-	-	-
Richland							-	-	-
Schuyler							-	-	-
Stephenson	40	2	\$100,700	\$95,000		Exempt	-	-	X
Washington	35		\$66,500			Exempt	-	-	-
Wayne	40		\$75,940			Exempt	-	-	X
Whiteside							-	-	-
Will	40		\$195,957			Exempt	-	-	X
Williamson							-	-	-
Woodford	40	14	\$103,815			Exempt	-	-	X

# 2025 Statewide Salary & Fringe Benefits Survey

## Director of Nursing Home

Name of County	Avg. # of Weekly Hrs Worked in Job	Avg. Years in Job	Current Salary	Starting Salary	Maximum Salary	Status	Merit Increase	Longevity Increase	COLA
Adams							-	-	-
Bond							-	-	-
Brown							-	-	-
Bureau							-	-	-
Crawford							-	-	-
Cumberland							-	-	-
DeWitt							-	-	-
DuPage	38	7	\$196,672	\$157,876	\$263,128	Exempt	-	-	X
Edwards							-	-	-
Effingham							-	-	-
Fulton	40		\$94,631			Exempt	-	-	X
Hamilton							-	-	-
Henry							-	-	-
Iroquois							-	-	-
Jackson							-	-	-
Johnson							-	-	-
Kankakee							-	-	-
Kendall							-	-	X
Lake							-	-	-
LaSalle	40		\$93,600			Exempt	-	-	X

# 2025 Statewide Salary & Fringe Benefits Survey

## Director of Nursing Home

Name of County	Avg. # of Weekly Hrs Worked in Job	Avg. Years in Job	Current Salary	Starting Salary	Maximum Salary	Status	Merit Increase	Longevity Increase	COLA
Lee							-	-	-
Livingston							-	-	-
Macon							-	-	-
Madison							-	-	-
Marshall							-	-	-
Mason							-	-	-
Menard							-	-	-
Montgomery							-	-	-
Ogle							-	-	-
Putnam							-	-	-
Randolph							-	-	-
Richland							-	-	-
Schuyler							-	-	-
Stephenson	40	1	\$156,000	\$156,000		Exempt	-	-	X
Washington							-	-	-
Wayne							-	-	-
Whiteside							-	-	-
Will	40		\$123,905			Exempt	-	-	X
Williamson							-	-	-
Woodford							-	-	-

# 2025 Statewide Salary & Fringe Benefits Survey

## Director of Parks & Recreation

Name of County	Avg. # of Weekly Hrs Worked in Job	Avg. Years in Job	Current Salary	Starting Salary	Maximum Salary	Status	Merit Increase	Longevity Increase	COLA
Adams							-	-	-
Bond							-	-	-
Brown							-	-	-
Bureau							-	-	-
Crawford							-	-	-
Cumberland							-	-	-
DeWitt							-	-	-
DuPage							-	-	-
Edwards							-	-	-
Effingham							-	-	-
Fulton							-	-	-
Hamilton							-	-	-
Henry							-	-	-
Iroquois							-	-	-
Jackson							-	-	-
Johnson							-	-	-
Kankakee							-	-	-
Kendall	38	9	\$11,168	\$86,550			-	-	X
Lake							-	-	-
LaSalle	40		\$67,845			Exempt	-	-	X

# 2025 Statewide Salary & Fringe Benefits Survey

## Director of Parks & Recreation

Name of County	Avg. # of Weekly Hrs Worked in Job	Avg. Years in Job	Current Salary	Starting Salary	Maximum Salary	Status	Merit Increase	Longevity Increase	COLA
Lee							-	-	-
Livingston							-	-	-
Macon							-	-	-
Madison							-	-	-
Marshall							-	-	-
Mason							-	-	-
Menard							-	-	-
Montgomery							-	-	-
Ogle							-	-	-
Putnam							-	-	-
Randolph							-	-	-
Richland							-	-	-
Schuyler							-	-	-
Stephenson							-	-	-
Washington							-	-	-
Wayne							-	-	-
Whiteside							-	-	-
Will							-	-	-
Williamson							-	-	-
Woodford							-	-	-

# 2025 Statewide Salary & Fringe Benefits Survey

## Director of Public Transportation

Name of County	Avg. # of Weekly Hrs Worked in Job	Avg. Years in Job	Current Salary	Starting Salary	Maximum Salary	Status	Merit Increase	Longevity Increase	COLA
Adams							-	-	-
Bond							-	-	-
Brown							-	-	-
Bureau							-	-	-
Crawford							-	-	-
Cumberland							-	-	-
DeWitt							-	-	-
DuPage	38	0	\$206,000	\$157,876	\$263,128	Exempt	-	-	X
Edwards							-	-	-
Effingham							-	-	-
Fulton							-	-	-
Hamilton							-	-	-
Henry							-	-	-
Iroquois							-	-	-
Jackson							-	-	-
Johnson							-	-	-
Kankakee							-	-	-
Kendall							-	-	X
Lake	40	8	\$212,000	\$138,000	\$247,000	Exempt	X	-	X
LaSalle							-	-	-

# 2025 Statewide Salary & Fringe Benefits Survey

## Director of Public Transportation

Name of County	Avg. # of Weekly Hrs Worked in Job	Avg. Years in Job	Current Salary	Starting Salary	Maximum Salary	Status	Merit Increase	Longevity Increase	COLA
Lee							-	-	-
Livingston							-	-	-
Macon							-	-	-
Madison							-	-	-
Marshall							-	-	-
Mason							-	-	-
Menard							-	-	-
Montgomery							-	-	-
Ogle							-	-	-
Putnam							-	-	-
Randolph							-	-	-
Richland							-	-	-
Schuyler							-	-	-
Stephenson							-	-	-
Washington							-	-	-
Wayne							-	-	-
Whiteside							-	-	-
Will							-	-	-
Williamson							-	-	-
Woodford							-	-	-

# 2025 Statewide Salary & Fringe Benefits Survey

## Director of Purchasing

Name of County	Avg. # of Weekly Hrs Worked in Job	Avg. Years in Job	Current Salary	Starting Salary	Maximum Salary	Status	Merit Increase	Longevity Increase	COLA
Adams							-	-	-
Bond							-	-	-
Brown							-	-	-
Bureau							-	-	-
Crawford							-	-	-
Cumberland							-	-	-
DeWitt							-	-	-
DuPage	38	1	\$115,000	\$86,639	\$1,144,399	Exempt	-	-	X
Edwards							-	-	-
Effingham							-	-	-
Fulton							-	-	-
Hamilton							-	-	-
Henry							-	-	-
Iroquois							-	-	-
Jackson							-	-	-
Johnson							-	-	-
Kankakee							-	-	-
Kendall							-	-	X
Lake	40	20	\$106,000	\$104,000	\$164,000	Exempt	X	-	X
LaSalle							-	-	-

# 2025 Statewide Salary & Fringe Benefits Survey

## Director of Purchasing

Name of County	Avg. # of Weekly Hrs Worked in Job	Avg. Years in Job	Current Salary	Starting Salary	Maximum Salary	Status	Merit Increase	Longevity Increase	COLA
Lee							-	-	-
Livingston							-	-	-
Macon							-	-	-
Madison	40	1	\$95,513	\$73,364	\$99,566	Exempt	X	-	X
Marshall							-	-	-
Mason							-	-	-
Menard							-	-	-
Montgomery							-	-	-
Ogle							-	-	-
Putnam							-	-	-
Randolph							-	-	-
Richland							-	-	-
Schuyler							-	-	-
Stephenson							-	-	-
Washington							-	-	-
Wayne							-	-	-
Whiteside							-	-	-
Will	40		\$85,696			Exempt	-	-	X
Williamson							-	-	-
Woodford							-	-	-

# 2025 Statewide Salary & Fringe Benefits Survey

## Economic Development Director

Name of County	Avg. # of Weekly Hrs Worked in Job	Avg. Years in Job	Current Salary	Starting Salary	Maximum Salary	Status	Merit Increase	Longevity Increase	COLA
Adams							-	-	-
Bond							-	-	-
Brown							-	-	-
Bureau							-	-	-
Crawford							-	-	-
Cumberland							-	-	-
DeWitt							-	-	-
DuPage							-	-	-
Edwards							-	-	-
Effingham							-	-	-
Fulton							-	-	-
Hamilton							-	-	-
Henry			\$83,200				-	-	-
Iroquois							-	-	-
Jackson							-	-	-
Johnson							-	-	-
Kankakee	40	8	\$115,195	\$80,000		Exempt	-	-	-
Kendall	38	1	\$72,000	\$72,000		Exempt	-	-	X
Lake	40	26	\$196,000	\$138,000	\$217,000	Exempt	X	-	X
LaSalle							-	-	-

# 2025 Statewide Salary & Fringe Benefits Survey

## Economic Development Director

Name of County	Avg. # of Weekly Hrs Worked in Job	Avg. Years in Job	Current Salary	Starting Salary	Maximum Salary	Status	Merit Increase	Longevity Increase	COLA
Lee							-	-	-
Livingston							-	-	-
Macon							-	-	-
Madison	40	0		\$85,000	\$115,000	Exempt	X	-	X
Marshall							-	-	-
Mason							-	-	-
Menard							-	-	-
Montgomery							-	-	-
Ogle							-	-	-
Putnam							-	-	-
Randolph							-	-	-
Richland							-	-	-
Schuyler							-	-	-
Stephenson							-	-	-
Washington							-	-	-
Wayne							-	-	-
Whiteside	40		\$89,211				-	X	X
Will							-	-	-
Williamson							-	-	-
Woodford							-	-	-

# 2025 Statewide Salary & Fringe Benefits Survey

## Emergency Management Agency Coordinator/Director

Name of County	Avg. # of Weekly Hrs Worked in Job	Avg. Years in Job	Current Salary	Starting Salary	Maximum Salary	Status	Merit Increase	Longevity Increase	COLA
Adams	40	27	\$59,500			Non-Exempt	-	-	X
Bond	35	2	\$50,960	\$46,992		Non-Exempt	-	X	-
Brown							-	-	-
Bureau	40		\$53,319			Exempt	-	-	-
Crawford	10	6	\$20,000	\$6,600		Non-Exempt	-	X	-
Cumberland	20		\$11,750				-	-	-
DeWitt	35	2	\$58,656			Exempt	-	-	-
DuPage	38	2.75	\$158,430	\$134,424	\$224,038	Exempt	-	-	X
Edwards							-	-	-
Effingham	35		\$64,428			Non-Exempt	-	-	-
Fulton	18		\$33,930			Exempt	-	-	X
Hamilton	40	1	\$42,000			Exempt	-	-	-
Henry			\$99,000				-	-	-
Iroquois	24	2	\$30,177	\$28,000		Exempt	-	-	X
Jackson	40	7	\$62,000			Exempt	-	-	X
Johnson		3	\$13,000			Exempt	-	-	-
Kankakee	40	4	\$74,349	\$65,000		Exempt	-	-	-
Kendall	38	4	\$78,960	\$71,750		Exempt	-	-	X
Lake	40	8	\$138,000	\$120,000	\$189,000	Exempt	X	-	X
LaSalle	40		\$65,327			Exempt	-	-	X

# 2025 Statewide Salary & Fringe Benefits Survey

## Emergency Management Agency Coordinator/Director

Name of County	Avg. # of Weekly Hrs Worked in Job	Avg. Years in Job	Current Salary	Starting Salary	Maximum Salary	Status	Merit Increase	Longevity Increase	COLA
Lee	40	18.17	\$47,673			Exempt	-	-	-
Livingston	38	2	\$58,851	\$44,129	\$68,250	Non-Exempt	-	-	X
Macon	35		\$68,624			Exempt	-	-	-
Madison	40	2	\$74,984			Exempt	X	-	X
Marshall			\$19,416				-	-	-
Mason							-	-	-
Menard	38		\$68,738			Exempt	-	-	-
Montgomery	20	2	\$31,350				-	-	-
Ogle	40	10	\$70,727			Exempt	-	-	X
Putnam	20	4	\$40,750			Exempt	X	-	-
Randolph			\$24,000				-	-	-
Richland							-	-	-
Schuyler							-	-	-
Stephenson	25	3	\$47,278	\$45,000		Exempt	-	-	X
Washington	21		\$31,875			Exempt	-	-	-
Wayne	40		\$17,900			Exempt	-	-	X
Whiteside	40		\$79,500				-	-	X
Will	40		\$143,915			Exempt	-	-	X
Williamson	35	5	\$63,860				-	-	-
Woodford	40	10	\$50,113			Exempt	-	X	X

# 2025 Statewide Salary & Fringe Benefits Survey

## Emergency Services/9-1-1 Coordinator

Name of County	Avg. # of Weekly Hrs Worked in Job	Avg. Years in Job	Current Salary	Starting Salary	Maximum Salary	Status	Merit Increase	Longevity Increase	COLA
Adams							-	-	-
Bond	30	24	\$55,120			Exempt	-	X	-
Brown							-	-	-
Bureau	40		\$75,000			Exempt	-	-	-
Crawford	10	6	\$12,001	\$6,600		Non-Exempt	-	X	-
Cumberland	40		\$40,000				-	-	-
DeWitt	40						-	-	-
DuPage	38	15	\$188,707			Exempt	-	-	X
Edwards	20	2	\$20,000			Non-Exempt	-	-	-
Effingham							-	-	-
Fulton							-	-	-
Hamilton							-	-	-
Henry							-	-	-
Iroquois	40	7	\$73,509	\$54,000		Exempt	-	-	X
Jackson	40	22	\$84,073			Exempt	-	-	X
Johnson		1	\$48,500			Exempt	-	-	-
Kankakee	40	34	\$130,000	\$94,528		Exempt	-	-	-
Kendall	40	9	\$131,193	\$112,230		Exempt	-	-	X
Lake	40	3	\$61,000	\$54,000	\$85,000	Exempt	X	-	X
LaSalle	40		\$91,000			Exempt	-	-	X

# 2025 Statewide Salary & Fringe Benefits Survey

## Emergency Services/9-1-1 Coordinator

Name of County	Avg. # of Weekly Hrs Worked in Job	Avg. Years in Job	Current Salary	Starting Salary	Maximum Salary	Status	Merit Increase	Longevity Increase	COLA
Lee	40	30.98	\$95,117			Exempt	-	-	-
Livingston							-	-	-
Macon							-	-	-
Madison	40	1	\$98,010			Exempt	X	-	X
Marshall			\$64,007				-	-	-
Mason		30	\$30,900			Exempt	X	-	-
Menard	19		\$20,000			Exempt	-	-	-
Montgomery							-	-	-
Ogle	42	4	\$56,861			Exempt	-	-	-
Putnam							-	-	-
Randolph			\$79,326				-	-	-
Richland							-	-	-
Schuyler							-	-	-
Stephenson	40	8	\$59,495	\$57,207		Exempt	-	-	X
Washington							-	-	-
Wayne	40		\$63,000			Exempt	-	-	X
Whiteside	40		\$78,062				-	X	X
Will	40		\$167,440			Exempt	-	-	X
Williamson							-	-	-
Woodford	40	16	\$79,718			Exempt	-	-	X

# 2025 Statewide Salary & Fringe Benefits Survey

## First Assistant State's Attorney

Name of County	Avg. # of Weekly Hrs Worked in Job	Avg. Years in Job	Current Salary	Starting Salary	Maximum Salary	Status	Merit Increase	Longevity Increase	COLA
Adams	40	12	\$116,500			Non-Exempt	-	-	X
Bond	40	1	\$109,000	\$109,000		Non-Exempt	-	-	-
Brown							-	-	-
Bureau	40		\$80,725			Exempt	-	-	-
Crawford	20	1	\$55,000	\$55,000		Non-Exempt	-	-	X
Cumberland							-	-	-
DeWitt	35	4	\$110,249			Exempt	-	-	-
DuPage	38	6	\$214,142			Exempt	-	-	X
Edwards							-	-	-
Effingham	35		\$120,000			Exempt	-	-	-
Fulton	35		\$92,700			Exempt	-	-	X
Hamilton	40	1	\$94,000			Exempt	-	-	-
Henry			\$86,500				-	-	-
Iroquois	35	1	\$85,000	\$85,000		Exempt	-	-	X
Jackson	40	2	\$70,000			Exempt	-	-	X
Johnson		1	\$74,200			Exempt	-	-	-
Kankakee	35	23	\$113,018	\$67,000		Exempt	-	-	-
Kendall	38	1	\$124,695	\$117,250		Exempt	-	-	X
Lake	40	16	\$177,000	\$137,000	\$220,000	Exempt	X	-	X
LaSalle	40		\$163,800			Exempt	-	-	X

# 2025 Statewide Salary & Fringe Benefits Survey

## First Assistant State's Attorney

Name of County	Avg. # of Weekly Hrs Worked in Job	Avg. Years in Job	Current Salary	Starting Salary	Maximum Salary	Status	Merit Increase	Longevity Increase	COLA
Lee	40	5	\$100,000			Exempt	-	-	-
Livingston	38	1	\$95,000	\$59,085	\$132,600	Exempt	-	-	X
Macon	35		\$95,000			Exempt	-	-	-
Madison	40	12		\$110,011	\$150,155	Exempt	X	-	X
Marshall							-	-	-
Mason							-	-	-
Menard	14		\$56,257			Exempt	-	-	-
Montgomery	40	3	\$10,500			Non-Exempt	-	-	-
Ogle	35	3	\$103,000			Exempt	-	-	X
Putnam							-	-	-
Randolph			\$90,000				-	-	-
Richland			\$70,200				-	-	-
Schuyler							-	-	-
Stephenson	35	2				Exempt	-	-	X
Washington	35		\$83,760			Exempt	-	-	-
Wayne	40		\$85,000			Exempt	-	-	X
Whiteside	40		\$113,006				-	X	X
Will	40		\$185,390			Exempt	-	-	X
Williamson	40	20	\$121,888				-	-	-
Woodford	40	4	\$115,000			Exempt	-	-	X

# 2025 Statewide Salary & Fringe Benefits Survey

## Highway Engineer

Name of County	Avg. # of Weekly Hrs Worked in Job	Avg. Years in Job	Current Salary	Starting Salary	Maximum Salary	Status	Merit Increase	Longevity Increase	COLA
Adams	40	40	\$149,988			Non-Exempt	-	-	X
Bond	40	1	\$107,200	\$107,200		Exempt	-	-	-
Brown			\$57,999				-	-	-
Bureau	40		\$127,500			Exempt	-	-	-
Crawford	35	30	\$124,647	\$124,647		Exempt	-	-	X
Cumberland	40		\$93,700				-	-	-
DeWitt	40		\$123,633			Exempt	-	-	-
DuPage	38	1	\$146,775	\$99,866	\$166,440	Exempt	-	-	X
Edwards	20	19	\$54,632			Exempt	-	-	-
Effingham	35		\$122,725			Exempt	-	-	-
Fulton	40		\$122,427			Exempt	-	-	X
Hamilton	40	2	\$134,000			Exempt	-	-	-
Henry			\$120,000				-	-	-
Iroquois	40	1	\$140,000	\$100,000		Exempt	-	-	X
Jackson	40	6	\$129,700			Exempt	-	-	X
Johnson		4	\$104,143			Exempt	-	-	-
Kankakee	40	2	\$136,782	\$131,498		Exempt	-	-	-
Kendall	40	33	\$140,000	\$44,000		Exempt	-	-	X
Lake	40	11	\$86,000	\$79,000	\$119,000	Exempt	X	-	X
LaSalle	40		\$147,400			Exempt	-	-	X

# 2025 Statewide Salary & Fringe Benefits Survey

## Highway Engineer

Name of County	Avg. # of Weekly Hrs Worked in Job	Avg. Years in Job	Current Salary	Starting Salary	Maximum Salary	Status	Merit Increase	Longevity Increase	COLA
Lee	40	24.48	\$142,000			Exempt	-	-	-
Livingston	38	9	\$129,656	\$59,085	\$132,600	Exempt	-	-	X
Macon	40		\$166,000			Exempt	-	-	-
Madison	40	17	\$141,794			Exempt	X	-	X
Marshall			\$13,000				-	-	-
Mason		40	\$103,416			Exempt	-	-	X
Menard	40		\$112,460			Exempt	-	-	-
Montgomery	40	8	\$127,447			Exempt	-	-	-
Ogle	40	13	\$149,682			Exempt	-	-	X
Putnam							-	-	-
Randolph			\$126,984				-	-	-
Richland			\$106,900				-	-	-
Schuyler			\$107,000				-	-	-
Stephenson	40	8		\$102,000		Exempt	-	-	X
Washington	40		\$107,900			Exempt	-	-	-
Wayne	40		\$106,100			Exempt	-	-	X
Whiteside	40		\$139,496				-	-	X
Will	40		\$153,878			Exempt	-	-	X
Williamson	40	10					-	-	-
Woodford	40	9	\$126,742			Exempt	-	X	X

# 2025 Statewide Salary & Fringe Benefits Survey

## Human Resources Director

Name of County	Avg. # of Weekly Hrs Worked in Job	Avg. Years in Job	Current Salary	Starting Salary	Maximum Salary	Status	Merit Increase	Longevity Increase	COLA
Adams							-	-	-
Bond							-	-	-
Brown							-	-	-
Bureau							-	-	-
Crawford							-	-	-
Cumberland							-	-	-
DeWitt							-	-	-
DuPage	38	1	\$184,500	\$157,876	\$263,128	Exempt	-	-	X
Edwards							-	-	-
Effingham							-	-	-
Fulton							-	-	-
Hamilton							-	-	-
Henry							-	-	-
Iroquois							-	-	-
Jackson							-	-	-
Johnson		3	\$36,920			Non-Exempt	-	-	X
Kankakee							-	-	-
Kendall	38	2	\$142,800	\$140,000		Exempt	-	-	X
Lake	40	3	\$159,000	\$137,000	\$220,000	Exempt	X	-	X
LaSalle	40		\$99,078			Exempt	-	-	X

# 2025 Statewide Salary & Fringe Benefits Survey

## Human Resources Director

Name of County	Avg. # of Weekly Hrs Worked in Job	Avg. Years in Job	Current Salary	Starting Salary	Maximum Salary	Status	Merit Increase	Longevity Increase	COLA
Lee							-	-	-
Livingston	38	7	\$77,925	\$59,085	\$104,969	Exempt	-	-	X
Macon							-	-	-
Madison							-	-	-
Marshall							-	-	-
Mason							-	-	-
Menard							-	-	-
Montgomery							-	-	-
Ogle	40	1	\$77,250			Exempt	-	-	X
Putnam							-	-	-
Randolph			\$80,000				-	-	-
Richland							-	-	-
Schuyler							-	-	-
Stephenson							-	-	-
Washington							-	-	-
Wayne							-	-	-
Whiteside	37		\$58,481				-	X	X
Will	40		\$147,784			Exempt	-	-	X
Williamson	35	5	\$55,000				-	-	-
Woodford							-	-	-

# 2025 Statewide Salary & Fringe Benefits Survey

## IT Director

Name of County	Avg. # of Weekly Hrs Worked in Job	Avg. Years in Job	Current Salary	Starting Salary	Maximum Salary	Status	Merit Increase	Longevity Increase	COLA
Adams	40	4	\$83,625			Non-Exempt	-	-	X
Bond	35		\$58,300	\$55,000		Exempt	-	X	-
Brown							-	-	-
Bureau							-	-	-
Crawford							-	-	-
Cumberland							-	-	-
DeWitt							-	-	-
DuPage	38	3	\$202,810	\$134,424	\$224,038	Exempt	-	-	X
Edwards							-	-	-
Effingham							-	-	-
Fulton							-	-	-
Hamilton							-	-	-
Henry			\$93,600				-	-	-
Iroquois							-	-	-
Jackson	50	10	\$83,000			Exempt	-	-	X
Johnson							-	-	-
Kankakee	40	25	\$109,472	\$96,186		Exempt	-	-	-
Kendall	38	9	\$115,464	\$90,000		Exempt	-	-	X
Lake	40	10	\$158,000	\$122,000	\$190,000	Exempt	X	-	X
LaSalle	40		\$89,060			Exempt	-	-	X

# 2025 Statewide Salary & Fringe Benefits Survey

## IT Director

Name of County	Avg. # of Weekly Hrs Worked in Job	Avg. Years in Job	Current Salary	Starting Salary	Maximum Salary	Status	Merit Increase	Longevity Increase	COLA
Lee	40	3.78	\$85,000			Exempt	-	-	-
Livingston	38	9	\$105,476	\$59,085	\$132,600	Exempt	-	-	X
Macon	35		\$76,389			Exempt	-	-	-
Madison	40	7	\$115,045			Exempt	X	-	X
Marshall							-	-	-
Mason							-	-	-
Menard							-	-	-
Montgomery	40	14	\$80,155			Non-Exempt	-	-	-
Ogle	40	18	\$92,082			Exempt	-	-	X
Putnam							-	-	-
Randolph			\$52,000				-	-	-
Richland			\$84,000				-	-	-
Schuyler							-	-	-
Stephenson	35	2		\$84,000		Exempt	-	-	X
Washington							-	-	-
Wayne							-	-	-
Whiteside	40		\$73,050				-	X	X
Will	40		\$144,996			Exempt	-	-	X
Williamson							-	-	-
Woodford							-	-	-

# 2025 Statewide Salary & Fringe Benefits Survey

## Maintenance Director

Name of County	Avg. # of Weekly Hrs Worked in Job	Avg. Years in Job	Current Salary	Starting Salary	Maximum Salary	Status	Merit Increase	Longevity Increase	COLA
Adams	40	10	\$74,880			Exempt	-	-	X
Bond							-	-	-
Brown							-	-	-
Bureau							-	-	-
Crawford							-	-	-
Cumberland							-	-	-
DeWitt	40		\$70,814			Exempt	-	-	-
DuPage	38	0.25	\$189,297	\$134,424	\$224,038	Exempt	-	-	X
Edwards							-	-	-
Effingham							-	-	-
Fulton	35		\$60,424			Non-Exempt	-	X	-
Hamilton							-	-	-
Henry			\$66,000				-	-	-
Iroquois	40	7	\$60,745	\$50,000		Exempt	-	-	X
Jackson	40	5	\$42,640			Exempt	-	-	X
Johnson		2	\$41,600			Non-Exempt	-	-	X
Kankakee	40	6	\$120,000	\$60,000		Exempt	-	-	-
Kendall	40	2	\$123,165	\$115,000		Exempt	-	-	X
Lake	40	11	\$156,000	\$150,000	\$183,000	Exempt	X	-	X
LaSalle	40		\$104,035			Exempt	-	-	X

# 2025 Statewide Salary & Fringe Benefits Survey

## Maintenance Director

Name of County	Avg. # of Weekly Hrs Worked in Job	Avg. Years in Job	Current Salary	Starting Salary	Maximum Salary	Status	Merit Increase	Longevity Increase	COLA
Lee	40	0.5	\$80,000			Exempt	-	-	-
Livingston	40	2	\$96,241	\$59,085	\$104,969	Exempt	-	-	X
Macon							-	-	-
Madison	40	6	\$104,811			Exempt	X	-	X
Marshall							-	-	-
Mason							-	-	-
Menard							-	-	-
Montgomery	40	3	\$64,027				-	-	-
Ogle							-	-	-
Putnam							-	-	-
Randolph							-	-	-
Richland							-	-	-
Schuyler							-	-	-
Stephenson							-	-	-
Washington							-	-	-
Wayne							-	-	-
Whiteside	40		\$64,064				-	X	X
Will	40		\$152,110			Exempt	-	-	X
Williamson							-	-	-
Woodford	40	6	\$65,811			Exempt	-	X	X

# 2025 Statewide Salary & Fringe Benefits Survey

## Public Defender

Name of County	Avg. # of Weekly Hrs Worked in Job	Avg. Years in Job	Current Salary	Starting Salary	Maximum Salary	Status	Merit Increase	Longevity Increase	COLA
Adams	40	1	\$186,044				-	-	X
Bond	35	2	\$144,090	\$137,716		Exempt	-	-	X
Brown			\$34,633				-	-	-
Bureau	40		\$186,045			Exempt	-	-	-
Crawford	35	8	\$144,089	\$120,000		Non-Exempt	-	-	X
Cumberland	30		\$80,000				-	-	-
DeWitt	35		\$144,089			Exempt	-	-	-
DuPage							-	-	-
Edwards	20	10	\$144,089			Exempt	-	-	-
Effingham	35		\$190,000			Exempt	-	-	-
Fulton	40		\$186,044			Exempt	-	-	X
Hamilton	40	20	\$60,000			Exempt	-	-	-
Henry							-	-	-
Iroquois	20	1	\$63,901	\$62,000		Exempt	-	-	X
Jackson	40	4	\$186,044			Exempt	-	-	X
Johnson		2	\$69,620			Exempt	-	-	-
Kankakee	35	5	\$186,044	\$109,929		Exempt	-	-	-
Kendall	40	2	\$186,044	\$165,091		Exempt	-	-	X
Lake	40	27	\$195,000	\$150,000	\$230,000	Exempt	X	-	X
LaSalle	40		\$195,906			Exempt	-	-	X

# 2025 Statewide Salary & Fringe Benefits Survey

## Public Defender

Name of County	Avg. # of Weekly Hrs Worked in Job	Avg. Years in Job	Current Salary	Starting Salary	Maximum Salary	Status	Merit Increase	Longevity Increase	COLA
Lee	40	28.39	\$121,052			Exempt	-	-	-
Livingston	38	2	\$186,044			Exempt	-	-	X
Macon	35		\$186,045			Exempt	-	-	-
Madison	40	22	\$186,044			Exempt	-	-	X
Marshall			\$59,750				-	-	-
Mason		40	\$88,739			Exempt	-	X	-
Menard			\$68,000			Exempt	-	-	-
Montgomery	40	10	\$144,090				-	-	-
Ogle	40	11	\$186,044			Exempt	-	-	-
Putnam	20	30	\$40,170			Exempt	-	-	-
Randolph			\$125,000				-	-	-
Richland			\$144,089				-	-	-
Schuyler			\$46,200				-	-	-
Stephenson	35	1	\$186,044	\$186,044		Exempt	-	-	X
Washington			\$51,500			Exempt	-	-	-
Wayne	40		\$143,700			Exempt	-	-	X
Whiteside	40		\$186,044				-	-	X
Will	40		\$186,035			Exempt	-	-	X
Williamson	40	20	\$186,044				-	-	-
Woodford	40	18	\$177,693			Exempt	-	-	X

# 2025 Statewide Salary & Fringe Benefits Survey

## Second Assistant State's Attorney

Name of County	Avg. # of Weekly Hrs Worked in Job	Avg. Years in Job	Current Salary	Starting Salary	Maximum Salary	Status	Merit Increase	Longevity Increase	COLA
Adams							-	-	-
Bond							-	-	-
Brown							-	-	-
Bureau	40		\$77,180			Exempt	-	-	-
Crawford							-	-	-
Cumberland							-	-	-
DeWitt							-	-	-
DuPage							-	-	-
Edwards							-	-	-
Effingham	35		\$100,000			Exempt	-	-	-
Fulton	35		\$89,596			Exempt	-	-	X
Hamilton							-	-	-
Henry							-	-	-
Iroquois	35	1	\$80,000	\$80,000		Exempt	-	-	X
Jackson	40	2	\$98,000			Exempt	-	-	X
Johnson							-	-	-
Kankakee							-	-	-
Kendall							-	-	X
Lake	40	18	\$170,000	\$128,000	\$205,000	Exempt	X	-	X
LaSalle	40		\$126,247			Exempt	-	-	X

# 2025 Statewide Salary & Fringe Benefits Survey

## Second Assistant State's Attorney

Name of County	Avg. # of Weekly Hrs Worked in Job	Avg. Years in Job	Current Salary	Starting Salary	Maximum Salary	Status	Merit Increase	Longevity Increase	COLA
Lee	40	10.48	\$82,000			Exempt	-	-	-
Livingston	38	9	\$85,000	\$59,085	\$132,600	Exempt	-	-	X
Macon	35		\$95,000			Exempt	-	-	-
Madison	40	13.5		\$99,736	\$119,434	Exempt	X	-	X
Marshall							-	-	-
Mason							-	-	-
Menard							-	-	-
Montgomery							-	-	-
Ogle							-	-	-
Putnam							-	-	-
Randolph							-	-	-
Richland							-	-	-
Schuyler							-	-	-
Stephenson							-	-	-
Washington			\$67,000			Exempt	-	-	-
Wayne							-	-	-
Whiteside	40		\$85,675				-	X	X
Will	40		\$153,784			Exempt	-	-	X
Williamson							-	-	-
Woodford	40	1	\$100,000			Exempt	-	-	X

# 2025 Statewide Salary & Fringe Benefits Survey

## Supervisor of Assessments

Name of County	Avg. # of Weekly Hrs Worked in Job	Avg. Years in Job	Current Salary	Starting Salary	Maximum Salary	Status	Merit Increase	Longevity Increase	COLA
Adams	40	51	\$76,000			Exempt	-	X	X
Bond	35	9	\$65,800	\$50,400		Exempt	-	-	X
Brown			\$51,499				-	-	-
Bureau							-	-	-
Crawford	35	29	\$62,510			Exempt	-	X	-
Cumberland	37		\$54,105				-	-	-
DeWitt	35		\$68,666			Exempt	-	-	-
DuPage	38	4	\$161,989	\$115,833	\$193,058	Exempt	-	-	X
Edwards	14	16	\$51,500			Exempt	-	-	-
Effingham	35		\$82,240			Exempt	-	-	-
Fulton	35		\$101,794			Exempt	-	-	X
Hamilton	40	5	\$64,248			Exempt	-	-	-
Henry			\$78,000				-	-	-
Iroquois	35	2	\$63,986	\$58,000		Exempt	-	-	X
Jackson	40	25	\$81,095			Exempt	-	-	X
Johnson		33	\$65,000			Exempt	-	-	-
Kankakee	75	11	\$82,864	\$48,000		Exempt	-	-	-
Kendall	38	15	\$101,745	\$67,000		Exempt	-	-	X
Lake	40	6	\$172,000	\$137,000	\$220,000	Exempt	X	-	X
LaSalle	40		\$111,347			Exempt	-	-	X

# 2025 Statewide Salary & Fringe Benefits Survey

## Supervisor of Assessments

Name of County	Avg. # of Weekly Hrs Worked in Job	Avg. Years in Job	Current Salary	Starting Salary	Maximum Salary	Status	Merit Increase	Longevity Increase	COLA
Lee	40	14.6	\$78,582			Exempt	-	-	-
Livingston	38	9	\$76,300	\$59,085	\$104,969	Exempt	-	-	X
Macon	35		\$86,500			Exempt	-	-	-
Madison	40	1	\$115,544			Exempt	X	-	X
Marshall			\$62,000				-	-	-
Mason		40	\$75,700			Exempt	-	-	X
Menard	38		\$782,488			Exempt	-	-	-
Montgomery	35	2	\$63,070			Non-Exempt	-	-	-
Ogle	40	19	\$68,959			Exempt	-	-	X
Putnam	35	16	\$59,838			Exempt	-	-	X
Randolph			\$68,000				-	-	-
Richland			\$55,760				-	-	-
Schuyler			\$66,886				-	-	-
Stephenson	35	4	\$68,958	\$65,000		Exempt	X	-	-
Washington	35		\$63,950			Exempt	-	-	-
Wayne	40		\$54,600			Exempt	-	-	X
Whiteside	40		\$84,163				-	-	X
Will	40		\$126,651			Exempt	-	-	X
Williamson	35	1	\$96,165				-	-	-
Woodford	40	1	\$65,720			Exempt	-	X	X

# 2025 Statewide Salary & Fringe Benefits Survey

## Accounting Clerk

Name of County	Avg. # of Weekly Hrs Worked in Job	Avg. Years of Service	Current Salary	Starting Salary	Step 1	Step 2	Maximum Salary	Status	Merit Increase	Longevity Increase	COLA	Union Contract Start Date	Union Contract End Date
Adams									-	-	-		
Bond									-	-	-		
Brown									-	-	-		
Bureau	32	1	\$27,300						-	X	-	12-01-2022	11-30-2025
Crawford									-	-	-		
Cumberland									-	-	-		
DeWitt	35			\$34,580					-	-	-		
DuPage									-	-	-		
Edwards									-	-	-		
Effingham	35		\$43,004	\$42,141					-	-	-		
Fulton									-	-	-		
Hamilton									-	-	-		
Henry									-	-	-		
Iroquois	35	5	\$33,579						X	X	X		
Jackson	40	5	\$64,480						-	-	X		
Johnson	40	5	\$32,760						-	-	X		
Kankakee	35	9	\$52,861	\$37,109					-	-	-		
Kendall	40	1	\$50,000	\$50,000				Exempt	-	-	X		
Lake	37	18	\$51,948	\$44,252			\$61,568	Non Exempt	X	-	X		
LaSalle	40		\$39,520	\$37,440				Non-Exempt	-	X	X	12-01-2023	11-30-2027

# 2025 Statewide Salary & Fringe Benefits Survey

## Accounting Clerk

Name of County	Avg. # of Weekly Hrs Worked in Job	Avg. Years of Service	Current Salary	Starting Salary	Step 1	Step 2	Maximum Salary	Status	Merit Increase	Longevity Increase	COLA	Union Contract Start Date	Union Contract End Date
Lee									-	-	-		
Livingston	38	7	\$52,942	\$49,000			\$73,125	Non-Exempt	-	-	X		
Macon									-	-	-		
Madison									-	-	-		
Marshall									-	-	-		
Mason									-	-	-		
Menard	37		\$33,880						-	-	-		
Montgomery	35	5	\$35,824						-	-	-		
Ogle									-	-	-		
Putnam									-	-	-		
Randolph									-	-	-		
Richland									-	-	-		
Schuyler									-	-	-		
Stephenson									-	-	X		
Washington									-	-	-		
Wayne	37								-	-	-		
Whiteside									-	-	-		
Will	40			\$48,784	\$48,784	\$50,002	\$70,643		-	X	X	12-01-2021	11-30-2025
Williamson	35	5	\$40,000						-	-	-		
Woodford	40	14	\$45,760						-	X	X		

# 2025 Statewide Salary & Fringe Benefits Survey

## Administrative Assistant

Name of County	Avg. # of Weekly Hrs Worked in Job	Avg. Years of Service	Current Salary	Starting Salary	Step 1	Step 2	Maximum Salary	Status	Merit Increase	Longevity Increase	COLA	Union Contract Start Date	Union Contract End Date
Adams	40	2	\$40,000	\$38,000				Exempt	-	X	-		
Bond	35	7	\$35,785						-	X	-		
Brown									-	-	-		
Bureau	32	1	\$27,300						-	X	-	12-01-2022	11-30-2025
Crawford									-	-	-		
Cumberland									-	-	-		
DeWitt	40			\$39,520					-	-	-		
DuPage	37	13	\$68,247	\$51,706					-	-	X		
Edwards									-	-	-		
Effingham	35		\$45,478	\$42,309					-	-	-		
Fulton									-	-	-		
Hamilton									-	-	-		
Henry									-	-	-		
Iroquois	35	15	\$48,585						X	X	X		
Jackson									-	-	-		
Johnson	40		\$30,160						-	-	X		
Kankakee	35	10	\$44,601	\$22,750					-	-	-		
Kendall	38	3	\$47,663	\$43,016				Non-Exempt	-	-	X		
Lake	38	4	\$41,496	\$33,592			\$65,208	Non-Exempt	X	-	X		
LaSalle	40		\$56,441					Non-Exempt	-	-	X		

# 2025 Statewide Salary & Fringe Benefits Survey

## Administrative Assistant

Name of County	Avg. # of Weekly Hrs Worked in Job	Avg. Years of Service	Current Salary	Starting Salary	Step 1	Step 2	Maximum Salary	Status	Merit Increase	Longevity Increase	COLA	Union Contract Start Date	Union Contract End Date
Lee									-	-	-		
Livingston									-	-	-		
Macon									-	-	-		
Madison	40	15	\$54,621	\$45,448	\$48,006	\$49,234	\$54,621	Non-Exempt	-	-	X	12-01-2020	11-30-2024
Marshall									-	-	-		
Mason									-	-	-		
Menard	37		\$37,839						-	-	-		
Montgomery									-	-	-		
Ogle	35	7	\$41,860					Non-Exempt	-	-	X		
Putnam									-	-	-		
Randolph	40		\$72,800						-	-	-		
Richland									-	-	-		
Schuyler									-	-	-		
Stephenson	35	4	\$52,170	\$43,825				Exempt	-	-	X		
Washington									-	-	-		
Wayne	37		\$42,640	\$31,200				Non-Exempt	-	-	X		
Whiteside	37		\$52,046					Exempt	-	X	X		
Will	40			\$62,442	\$62,442	\$64,004	\$77,974		-	-	-		
Williamson									-	-	-		
Woodford									-	-	-		

# 2025 Statewide Salary & Fringe Benefits Survey

## Chief Deputy Circuit Clerk

Name of County	Avg. # of Weekly Hrs Worked in Job	Avg. Years of Service	Current Salary	Starting Salary	Step 1	Step 2	Maximum Salary	Status	Merit Increase	Longevity Increase	COLA	Union Contract Start Date	Union Contract End Date
Adams	40	6	\$51,896					Exempt	-	X	-		11-30-2024
Bond									-	-	-		
Brown	35	2	\$32,704						-	-	-		
Bureau	32	9	\$32,851						-	X	-		
Crawford	35	14							-	-	-		
Cumberland	37		\$39,000						-	X	-		
DeWitt	35	2	\$36,400	\$34,580					-	-	-		
DuPage	37	9	\$179,425						-	-	X		
Edwards	35	2	\$31,850						-	-	-		
Effingham	35		\$43,004	\$42,141					-	-	-		
Fulton	35		\$60,424						-	X	-	12-01-2022	11-30-2026
Hamilton	40	6	\$47,840						-	-	X		
Henry									-	-	-		
Iroquois	35	16	\$40,202						X	X	X		
Jackson	40	29	\$90,121						-	-	X		
Johnson	40	18	\$45,156						-	-	X		
Kankakee	35	22	\$74,870	\$57,384					-	-	-		
Kendall	38	1	\$80,000	\$80,000				Exempt	-	-	X	12-01-2023	11-30-2027
Lake	40	27	\$143,000	\$106,000			\$164,000	Exempt	X	-	X		
LaSalle	40		\$103,353					Exempt	-	-	X		

# 2025 Statewide Salary & Fringe Benefits Survey

## Chief Deputy Circuit Clerk

Name of County	Avg. # of Weekly Hrs Worked in Job	Avg. Years of Service	Current Salary	Starting Salary	Step 1	Step 2	Maximum Salary	Status	Merit Increase	Longevity Increase	COLA	Union Contract Start Date	Union Contract End Date
Lee	40	23	\$54,600					Non-Exempt	-	-	-	12-01-2021	11-30-2024
Livingston	38	6	\$44,382	\$37,050			\$58,169	Non-Exempt	-	-	X		
Macon	35		\$64,925					Exempt	-	-	-		
Madison	40	34	\$83,200					Non-Exempt	-	-	X		
Marshall			\$50,773						-	-	-		
Mason	40		\$44,436					Non-Exempt	-	X	X		
Menard	37		\$50,072						-	-	-		
Montgomery	35	27	\$50,014						-	-	-		
Ogle	35	16	\$52,780					Non Exempt	-	-	X	12-01-2023	11-30-2024
Putnam	35	6	\$34,514	\$15,000					-	-	X		
Randolph	40		\$55,820						-	-	-		
Richland			\$43,368						-	-	-		
Schuyler			\$38,002						-	-	-		
Stephenson	35	9	\$36,163	\$29,120				Non-exempt	-	X	X	12-01-2021	11-30-2024
Washington	35		\$39,475						-	-	-		
Wayne	37		\$36,835	\$31,200				Non-Exempt	-	-	X		
Whiteside	40		\$50,978					Exempt	-	X	X		
Will	40		\$154,252						-	-	-		
Williamson	35	5	\$50,000						-	-	-		
Woodford	40	2	\$51,610						-	X	X		

# 2025 Statewide Salary & Fringe Benefits Survey

## Chief Deputy County Clerk

Name of County	Avg. # of Weekly Hrs Worked in Job	Avg. Years of Service	Current Salary	Starting Salary	Step 1	Step 2	Maximum Salary	Status	Merit Increase	Longevity Increase	COLA	Union Contract Start Date	Union Contract End Date
Adams	40	10	\$70,490					Exempt	-	X	-		
Bond	35	2	\$35,035	\$32,760					X	X	-	12-01-2024	11-30-2025
Brown	35	2	\$30,724						-	-	-		
Bureau	32	6	\$31,304						-	X	-		
Crawford	35	40							-	-	-		
Cumberland	37		\$41,964						-	X	-	12-01-2022	11-30-2025
DeWitt	35	6	\$36,400						-	-	-		
DuPage	37	6	\$166,968						-	-	X		
Edwards	37	3	\$41,860						-	-	-		
Effingham			\$43,004	\$42,141					-	-	-		
Fulton	35		\$48,503						-	X	-	12-01-2022	11-30-2026
Hamilton	40	13	\$45,364	\$44,844					-	X	X	12-01-2022	11-30-2025
Henry									-	-	-		
Iroquois	35	3	\$38,410						X	X	X		
Jackson	40	12	\$51,729						-	-	X	12-01-2021	11-30-2024
Johnson	40	23	\$54,724						-	-	X		
Kankakee	35	18	\$67,363	\$45,000					-	-	-		
Kendall	38	3	\$74,370	\$55,000				Non-Exempt	-	-	X		
Lake	40	6	\$134,000					Exempt	X	-	X		
LaSalle	40		\$69,685					Exempt	-	-	X		

# 2025 Statewide Salary & Fringe Benefits Survey

## Chief Deputy County Clerk

Name of County	Avg. # of Weekly Hrs Worked in Job	Avg. Years of Service	Current Salary	Starting Salary	Step 1	Step 2	Maximum Salary	Status	Merit Increase	Longevity Increase	COLA	Union Contract Start Date	Union Contract End Date
Lee	40	19	\$48,131					Non-Exempt	-	-	-	12-01-2021	11-30-2024
Livingston	38	18	\$42,159	\$37,050			\$58,169	Non-Exempt	-	-	X		
Macon	35		\$68,669					Exempt	-	-	-		
Madison	40	23	\$101,920					Non-Exempt	-	-	X		
Marshall			\$49,941						-	-	-		
Mason	40		\$49,173					Non-Exempt	-	X	X		
Menard									-	-	-		
Montgomery	35	19	\$54,024						-	-	-		
Ogle			\$49,920					Non-Exempt	-	-	X		
Putnam	35	4	\$35,514	\$15,000					-	-	X		
Randolph	40		\$55,820						-	-	-		
Richland			\$46,841						-	-	-		
Schuyler			\$38,002						-	-	-		
Stephenson	35	3	\$30,030	\$29,120				Exempt	-	-	X		
Washington	35		\$43,079						-	-	-	12-01-2022	11-30-2025
Wayne	37		\$37,050	\$31,200				Non-Exempt	-	-	X		
Whiteside	35		\$44,572					Non-Exempt	-	X	X		
Will	40		\$105,497						-	-	-		
Williamson	35	15	\$56,000						-	-	-		
Woodford	40	11	\$54,764						-	X	X		

# 2025 Statewide Salary & Fringe Benefits Survey

## Chief Deputy Recorder

Name of County	Avg. # of Weekly Hrs Worked in Job	Avg. Years of Service	Current Salary	Starting Salary	Step 1	Step 2	Maximum Salary	Status	Merit Increase	Longevity Increase	COLA	Union Contract Start Date	Union Contract End Date
Adams	40	3	\$54,080					Non-Exempt	-	X	-		
Bond	35	7	\$39,039	\$27,300					X	X	-	12-01-2022	11-30-2025
Brown									-	-	-		
Bureau	32	39	\$50,450						-	X	-		
Crawford	35	26							-	-	-		
Cumberland									-	-	-		
DeWitt									-	-	-		
DuPage									-	-	-		
Edwards									-	-	-		
Effingham			\$43,004	\$42,141					-	-	-		
Fulton	35		\$60,424						-	X	-	12-01-2022	11-30-2026
Hamilton									-	-	-		
Henry									-	-	-		
Iroquois	35	1	\$38,410						X	X	X		
Jackson	40	15	\$53,102						-	-	X	12-01-2021	11-30-2024
Johnson	40	4	\$33,280						-	-	X		
Kankakee	35	13	\$48,000	\$36,478					-	-	-		
Kendall	38	4	\$64,255	\$50,098				Exempt	-	-	X		
Lake	40	20	\$126,000	\$106,000			\$164,000	Exempt	X	-	X		
LaSalle	40		\$58,625					Exempt	-	-	X		

# 2025 Statewide Salary & Fringe Benefits Survey

## Chief Deputy Recorder

Name of County	Avg. # of Weekly Hrs Worked in Job	Avg. Years of Service	Current Salary	Starting Salary	Step 1	Step 2	Maximum Salary	Status	Merit Increase	Longevity Increase	COLA	Union Contract Start Date	Union Contract End Date
Lee									-	-	-		
Livingston									-	-	-		
Macon	35		\$56,640					Exempt	-	-	-		
Madison									-	-	-		
Marshall									-	-	-		
Mason	40		\$32,700					Non-Exempt	-	X	X		
Menard									-	-	-		
Montgomery	35	4	\$37,981						-	-	-		
Ogle	35	6	\$41,860					Non Exempt	-	-	X		
Putnam									-	-	-		
Randolph	40		\$54,040						-	-	-		
Richland			\$43,180						-	-	-		
Schuyler									-	-	-		
Stephenson	35	3	\$36,909	\$35,490				Exempt	-	-	X		
Washington	35		\$43,079						-	-	-	12-01-2022	11-30-2025
Wayne	37		\$33,150	\$31,200				Non-Exempt	-	-	X		
Whiteside	37		\$40,895					NonExempt	-	X	X		
Will	40		\$89,980						-	-	-		
Williamson									-	-	-		
Woodford	40	6	\$42,636						-	X	X		

# 2025 Statewide Salary & Fringe Benefits Survey

## Chief Deputy Supervisor Assessments

Name of County	Avg. # of Weekly Hrs Worked in Job	Avg. Years of Service	Current Salary	Starting Salary	Step 1	Step 2	Maximum Salary	Status	Merit Increase	Longevity Increase	COLA	Union Contract Start Date	Union Contract End Date
Adams	40	8	\$52,000					Non-Exempt	-	X	-		
Bond									-	-	-		
Brown	35	2	\$35,879						-	-	-		
Bureau	32	36	\$50,814						-	X	-		
Crawford	35	12							-	-	-		
Cumberland	37		\$41,340						-	X	-	12-01-2022	11-30-2025
DeWitt	35								-	-	-		
DuPage	37	1	\$133,900						-	-	X		
Edwards	37	14	\$36,400						-	-	-		
Effingham	35	23	\$48,458						-	-	-		
Fulton	35		\$54,656						-	X	-	12-01-2022	11-30-2026
Hamilton	40	35	\$48,484	\$44,844					-	X	X	12-01-2022	11-30-2025
Henry									-	-	-		
Iroquois	35	1	\$33,825						X	X	X		
Jackson	40	21	\$51,646						-	-	X	12-01-2021	11-30-2024
Johnson	40	27	\$62,254						-	-	X		
Kankakee	35	14	\$39,878	\$32,755					-	-	-		
Kendall	38	4	\$55,246	\$49,415				Non Exempt	-	-	X		
Lake	40	6	\$172,000	\$137,000			\$220,000	Exempt	X	-	X		
LaSalle	40		\$77,000					Exempt	-	-	X		

# 2025 Statewide Salary & Fringe Benefits Survey

## Chief Deputy Supervisor Assessments

Name of County	Avg. # of Weekly Hrs Worked in Job	Avg. Years of Service	Current Salary	Starting Salary	Step 1	Step 2	Maximum Salary	Status	Merit Increase	Longevity Increase	COLA	Union Contract Start Date	Union Contract End Date
Lee	40	41	\$61,256					Non-Exempt	-	-	-		
Livingston	38	9	\$44,850	\$37,050			\$58,169	Non-Exempt	-	-	X		
Macon	35		\$47,735					Exempt	-	-	-		
Madison	40	31	\$82,555	\$66,463			\$97,138	Exempt	X	-	X		
Marshall			\$49,941						-	-	-		
Mason	40		\$47,493					Non-Exempt	-	X	X		
Menard	37		\$45,583						-	-	-		
Montgomery	35	30	\$50,487						-	-	-		
Ogle									-	-	-		
Putnam	20	1	\$19,383	\$15,000					-	-	X		
Randolph	40		\$55,820						-	-	-		
Richland									-	-	-		
Schuyler									-	-	-		
Stephenson	35	22	\$33,303	\$29,120					-	-	X		
Washington	35		\$43,079						-	-	-	12-01-2022	11-30-2025
Wayne	37		\$39,000	\$31,200				Non-Exempt	-	-	X		
Whiteside	35		\$45,718					NonExempt	-	X	X		
Will	40		\$130,000						-	-	-		
Williamson									-	-	-		
Woodford									-	-	-		

# 2025 Statewide Salary & Fringe Benefits Survey

## Chief Deputy Treasurer

Name of County	Avg. # of Weekly Hrs Worked in Job	Avg. Years of Service	Current Salary	Starting Salary	Step 1	Step 2	Maximum Salary	Status	Merit Increase	Longevity Increase	COLA	Union Contract Start Date	Union Contract End Date
Adams	40	32	\$56,160					Non-Exempt	-	X	-		11-30-2025
Bond	35	2	\$37,765	\$31,850					X	X	-	12-01-2022	11-30-2025
Brown	35	2	\$30,240						-	-	-		
Bureau	32	6	\$31,304						-	X	-		
Crawford	35	2							-	-	-		
Cumberland	37		\$39,273						-	X	-	12-01-2022	11-30-2025
DeWitt	35	12	\$38,220						-	-	-		
DuPage	37	17	\$159,306	\$97,423					-	-	X		
Edwards			\$32,760						-	-	-		
Effingham			\$48,458						-	-	-		
Fulton	35		\$43,698						-	X	-	12-01-2022	11-30-2026
Hamilton	40	9	\$45,156	\$44,844					-	X	X	12-01-2022	11-30-2025
Henry									-	-	-		
Iroquois	35	2	\$38,936						X	X	X		
Jackson	40	11	\$56,160						-	-	X	12-01-2021	11-30-2024
Johnson	40	3	\$24,278						-	-	X		
Kankakee	35	6	\$44,278	\$30,940					-	-	-		
Kendall	38	4	\$103,330	\$93,665				Exempt	-	-	X		
Lake	40	2	\$127,000	\$106,000			\$164,000	Exempt	X	-	X		
LaSalle	40		\$83,823					Exempt	-	-	X		

# 2025 Statewide Salary & Fringe Benefits Survey

## Chief Deputy Treasurer

Name of County	Avg. # of Weekly Hrs Worked in Job	Avg. Years of Service	Current Salary	Starting Salary	Step 1	Step 2	Maximum Salary	Status	Merit Increase	Longevity Increase	COLA	Union Contract Start Date	Union Contract End Date
Lee									-	-	-		
Livingston	38	10	\$43,153	\$37,050			\$58,169	Non-Exempt	-	-	X		
Macon									-	-	-		
Madison	40	27	\$84,011					Non-Exempt	-	-	X		
Marshall			\$49,941						-	-	-		
Mason	40		\$39,995					Non-Exempt	-	X	X		
Menard	37		\$38,125						-	-	-		
Montgomery	35	13	\$47,981						-	-	-		
Ogle	35	6	\$52,780					Non Exempt	-	-	X		
Putnam	35	2	\$35,514	\$15,000					-	-	X		
Randolph	40		\$55,820						-	-	-		
Richland			\$42,307						-	-	-		
Schuyler			\$38,002						-	-	-		
Stephenson	35	18	\$39,312	\$24,570				Exempt	-	-	X		
Washington	35		\$43,079						-	-	-	12-01-2022	11-30-2025
Wayne	37		\$37,050	\$31,200				Non-Exempt	-	-	X		
Whiteside	37		\$43,719					NonExempt	-	X	X		
Will	40		\$105,892						-	-	-		
Williamson			\$40,000						-	-	-		
Woodford	40	13	\$54,764						-	X	X		

# 2025 Statewide Salary & Fringe Benefits Survey

## Clerk

Name of County	Avg. # of Weekly Hrs Worked in Job	Avg. Years of Service	Current Salary	Starting Salary	Step 1	Step 2	Maximum Salary	Status	Merit Increase	Longevity Increase	COLA	Union Contract Start Date	Union Contract End Date
Adams									-	-	-		
Bond	35	6	\$33,670	\$23,600					-	-	-		
Brown									-	-	-		
Bureau	32	1	\$27,300						-	X	-	12-01-2022	11-30-2025
Crawford									-	-	-		
Cumberland									-	-	-		
DeWitt	35			\$30,940					-	-	-		
DuPage	37	6	\$151,363						-	-	X		
Edwards	35								-	-	-		
Effingham			\$43,004	\$42,141					-	-	-		
Fulton									-	-	-		
Hamilton									-	-	-		
Henry									-	-	-		
Iroquois	35	7	\$27,197						X	X	X	12-01-2023	11-30-2026
Jackson									-	-	-		
Johnson	40	3	\$30,160						-	-	X		
Kankakee	35	10	\$47,896	\$29,120					-	-	-		
Kendall	40	8	\$42,644	\$38,147				Non Exempt	-	-	X		
Lake	40	8	\$43,680	\$31,200			\$104,000	Non Exempt	X	-	X		
LaSalle	40		\$35,360					Non-Exempt	-	X	X	12-01-2024	11-30-2027

# 2025 Statewide Salary & Fringe Benefits Survey

## Clerk

Name of County	Avg. # of Weekly Hrs Worked in Job	Avg. Years of Service	Current Salary	Starting Salary	Step 1	Step 2	Maximum Salary	Status	Merit Increase	Longevity Increase	COLA	Union Contract Start Date	Union Contract End Date
Lee									-	-	-		
Livingston	38	18	\$36,777	\$31,278			\$49,745	Non-Exempt	-	-	X		
Macon									-	-	-		
Madison	40	11		\$34,590			\$52,728	Non-Exempt	-	-	-	12-01-2020	11-30-2024
Marshall									-	-	-		
Mason	40			\$31,856			\$45,225	Non-Exempt	-	X	X		
Menard	37		\$42,592						-	-	-		
Montgomery									-	-	-		
Ogle									-	-	-		
Putnam									-	-	-		
Randolph	40		\$54,040						-	-	-		
Richland									-	-	-		
Schuyler									-	-	-		
Stephenson	35	3	\$29,120	\$27,300				Non-exempt	-	X	X	12-01-2021	11-30-2024
Washington	35		\$35,708						-	-	-	12-01-2022	11-30-2025
Wayne	37		\$33,150	\$31,200				Non-Exempt	-	-	X		
Whiteside	35		\$43,276					NonExempt	-	X	X		
Will	40			\$32,071	\$32,071	\$32,872	\$52,532		-	-	-	12-01-2021	11-30-2025
Williamson									-	-	-		
Woodford	40	8							-	-	-		

# 2025 Statewide Salary & Fringe Benefits Survey

## Executive/Judicial Secretary

Name of County	Avg. # of Weekly Hrs Worked in Job	Avg. Years of Service	Current Salary	Starting Salary	Step 1	Step 2	Maximum Salary	Status	Merit Increase	Longevity Increase	COLA	Union Contract Start Date	Union Contract End Date
Adams									-	-	-		
Bond									-	-	-		
Brown									-	-	-		
Bureau									-	-	-		
Crawford									-	-	-		
Cumberland									-	-	-		
DeWitt	35	1		\$34,580					-	-	-		
DuPage	37	21	\$75,190						-	-	X		
Edwards									-	-	-		
Effingham			\$42,141	\$28,156	\$33,186	\$37,661			-	-	-		
Fulton	35		\$50,833						-	X	-	12-01-2022	11-30-2026
Hamilton									-	-	-		
Henry									-	-	-		
Iroquois	35	18	\$37,262						X	X	X		
Jackson									-	-	-		
Johnson									-	-	-		
Kankakee									-	-	-		
Kendall	40	10	\$77,915	\$68,915				Non Exempt	-	-	X		
Lake	40	21	\$64,480	\$56,160			\$81,120	Non Exempt	X	-	X		
LaSalle	40		\$56,600					Exempt	-	-	X		

# 2025 Statewide Salary & Fringe Benefits Survey

## Executive/Judicial Secretary

Name of County	Avg. # of Weekly Hrs Worked in Job	Avg. Years of Service	Current Salary	Starting Salary	Step 1	Step 2	Maximum Salary	Status	Merit Increase	Longevity Increase	COLA	Union Contract Start Date	Union Contract End Date
Lee	40	9	\$37,100					Non-Exempt	-	-	-		
Livingston	38	18	\$55,594	\$37,050			\$58,169	Non-Exempt	-	-	X		
Macon	35		\$52,893					Exempt	-	-	-		
Madison	40	7	\$69,326					Non-Exempt	-	-	X		
Marshall									-	-	-		
Mason									-	-	-		
Menard									-	-	-		
Montgomery									-	-	-		
Ogle	35	2	\$36,400					Non Exempt	-	-	X		
Putnam									-	-	-		
Randolph	40		\$55,820						-	-	-		
Richland									-	-	-		
Schuyler									-	-	-		
Stephenson									-	-	-		
Washington	35								-	-	-		
Wayne	37		\$47,018	\$31,200				Non-Exempt	-	-	X		
Whiteside									-	-	-		
Will	40		\$74,665						-	-	-		
Williamson			\$55,000						-	-	-		
Woodford	40	18	\$51,965						-	X	X		

# 2025 Statewide Salary & Fringe Benefits Survey

## Facilities Services Manager

Name of County	Avg. # of Weekly Hrs Worked in Job	Avg. Years of Service	Current Salary	Starting Salary	Step 1	Step 2	Maximum Salary	Status	Merit Increase	Longevity Increase	COLA	Union Contract Start Date	Union Contract End Date
Adams									-	-	-		
Bond									-	-	-		
Brown									-	-	-		
Bureau									-	-	-		
Crawford									-	-	-		
Cumberland									-	-	-		
DeWitt									-	-	-		
DuPage	40	10	\$119,409	\$86,639					-	-	X		
Edwards									-	-	-		
Effingham			\$46,190	\$37,661	\$42,141				-	-	-		
Fulton									-	-	-		
Hamilton									-	-	-		
Henry									-	-	-		
Iroquois									-	-	-		
Jackson									-	-	-		
Johnson	40	3	\$41,600						-	-	X		
Kankakee									-	-	-		
Kendall	40	15	\$70,000	\$41,000				Exempt	-	-	X		
Lake	40	2	\$96,000	\$96,000			\$145,000	Exempt	X	-	X		
LaSalle	40		\$100,000					Exempt	-	-	X		

# 2025 Statewide Salary & Fringe Benefits Survey

## Facilities Services Manager

Name of County	Avg. # of Weekly Hrs Worked in Job	Avg. Years of Service	Current Salary	Starting Salary	Step 1	Step 2	Maximum Salary	Status	Merit Increase	Longevity Increase	COLA	Union Contract Start Date	Union Contract End Date
Lee									-	-	-		
Livingston									-	-	-		
Macon									-	-	-		
Madison	40	29	\$104,811					Exempt	X	-	X		
Marshall									-	-	-		
Mason									-	-	-		
Menard									-	-	-		
Montgomery									-	-	-		
Ogle									-	-	-		
Putnam									-	-	-		
Randolph									-	-	-		
Richland									-	-	-		
Schuyler									-	-	-		
Stephenson									-	-	-		
Washington									-	-	-		
Wayne									-	-	-		
Whiteside									-	-	-		
Will	40		\$80,142						-	-	-		
Williamson									-	-	-		
Woodford									-	-	-		

# 2025 Statewide Salary & Fringe Benefits Survey

## GIS Coordinator

Name of County	Avg. # of Weekly Hrs Worked in Job	Avg. Years of Service	Current Salary	Starting Salary	Step 1	Step 2	Maximum Salary	Status	Merit Increase	Longevity Increase	COLA	Union Contract Start Date	Union Contract End Date
Adams	40	6	\$68,640					Non-Exempt	-	-	-		
Bond									-	-	-		
Brown									-	-	-		
Bureau	32	8	\$49,158						-	X	-	12-01-2022	11-30-2025
Crawford									-	-	-		
Cumberland									-	-	-		
DeWitt	35	30	\$47,320						-	-	-		
DuPage	37	13	\$133,925						-	-	X		
Edwards									-	-	-		
Effingham			\$56,876						-	-	-		
Fulton									-	-	-		
Hamilton									-	-	-		
Henry									-	-	-		
Iroquois									-	-	-		
Jackson	40	25	\$51,646						-	-	X	12-01-2021	11-30-2024
Johnson									-	-	-		
Kankakee	35	3	\$40,560	\$31,005					-	-	-		
Kendall	38	6	\$98,532	\$73,185				Exempt	-	-	X		
Lake	40	7	\$70,000	\$65,000			\$94,000	Exempt	X	-	X		
LaSalle	40		\$53,000					Non-Exempt	-	X	X	12-01-2024	11-30-2027

# 2025 Statewide Salary & Fringe Benefits Survey

## GIS Coordinator

Name of County	Avg. # of Weekly Hrs Worked in Job	Avg. Years of Service	Current Salary	Starting Salary	Step 1	Step 2	Maximum Salary	Status	Merit Increase	Longevity Increase	COLA	Union Contract Start Date	Union Contract End Date
Lee	40	2	\$63,648					Non-Exempt	-	-	-		
Livingston	38	25	\$56,725	\$49,000			\$73,125	Non-Exempt	-	-	X		
Macon	35		\$45,570					Exempt	-	-	-		
Madison	40	0	\$100,006	\$76,688			\$107,363	Exempt	X	-	X		
Marshall									-	-	-		
Mason									-	-	-		
Menard									-	-	-		
Montgomery			\$46,646						-	-	-		
Ogle	35	17	\$72,848					Exempt	-	-	X		
Putnam									-	-	-		
Randolph	40								-	-	-		
Richland									-	-	-		
Schuyler									-	-	-		
Stephenson	35	21	\$59,107	\$33,005				Exempt	-	-	X		
Washington									-	-	-		
Wayne									-	-	-		
Whiteside	40		\$71,656					Exempt	-	X	X		
Will	40			\$36,278	\$36,278	\$37,187	\$65,603		-	-	-	12-01-2021	11-30-2025
Williamson									-	-	-		
Woodford	40	4	\$47,694						-	X	X		

# 2025 Statewide Salary & Fringe Benefits Survey

## IT Support/IT Assistant

Name of County	Avg. # of Weekly Hrs Worked in Job	Avg. Years of Service	Current Salary	Starting Salary	Step 1	Step 2	Maximum Salary	Status	Merit Increase	Longevity Increase	COLA	Union Contract Start Date	Union Contract End Date
Adams	40	9	\$62,794					Exempt	-	X	-		
Bond									-	-	-		
Brown									-	-	-		
Bureau									-	-	-		
Crawford									-	-	-		
Cumberland									-	-	-		
DeWitt									-	-	-		
DuPage	37	2	\$61,799	\$45,177					-	-	X		
Edwards									-	-	-		
Effingham			\$80,083						-	-	-		
Fulton									-	-	-		
Hamilton									-	-	-		
Henry									-	-	-		
Iroquois									-	-	-		
Jackson	40	4	\$37,502						-	-	X		
Johnson									-	-	-		
Kankakee	40	21	\$72,800	\$50,955					-	-	-		
Kendall	38	1	\$42,500	\$42,500				Non Exempt	-	-	X		
Lake	40	4	\$58,240	\$49,920			\$70,720	Non Exempt	X	-	X		
LaSalle	40		\$43,000					Non-Exempt	-	-	X		

# 2025 Statewide Salary & Fringe Benefits Survey

## IT Support/IT Assistant

Name of County	Avg. # of Weekly Hrs Worked in Job	Avg. Years of Service	Current Salary	Starting Salary	Step 1	Step 2	Maximum Salary	Status	Merit Increase	Longevity Increase	COLA	Union Contract Start Date	Union Contract End Date
Lee	40	3	\$47,320					Non-Exempt	-	-	-		
Livingston	38	1	\$60,000	\$44,129			\$68,250	Non-Exempt	-	-	X		
Macon	35		\$49,600					Exempt	-	-	-		
Madison	40	4		\$43,618	\$46,030	\$47,445	\$52,725	Non-Exempt	-	-	X	12-01-2020	11-30-2024
Marshall									-	-	-		
Mason									-	-	-		
Menard									-	-	-		
Montgomery			\$48,810						-	-	-		
Ogle	40	4	\$50,653					Exempt	-	-	X		
Putnam									-	-	-		
Randolph	40								-	-	-		
Richland									-	-	-		
Schuyler									-	-	-		
Stephenson									-	-	-		
Washington									-	-	-		
Wayne									-	-	-		
Whiteside	35		\$46,228					NonExempt	-	X	X		
Will	40		\$68,000						-	-	-		
Williamson									-	-	-		
Woodford									-	-	-		

# 2025 Statewide Salary & Fringe Benefits Survey

## Legal Secretary

Name of County	Avg. # of Weekly Hrs Worked in Job	Avg. Years of Service	Current Salary	Starting Salary	Step 1	Step 2	Maximum Salary	Status	Merit Increase	Longevity Increase	COLA	Union Contract Start Date	Union Contract End Date
Adams									-	-	-		
Bond	40	10	\$45,000	\$28,090					X	X	-	12-01-2022	11-30-2025
Brown	35	16	\$41,002						-	-	-		
Bureau									-	-	-		
Crawford									-	-	-		
Cumberland									-	-	-		
DeWitt	35	2							-	-	-		
DuPage	37	5	\$44,167						-	-	X		
Edwards	20	0	\$19,240						-	-	-		
Effingham			\$45,402						-	-	-		
Fulton									-	-	-		
Hamilton	40	6	\$40,934						-	-	X		
Henry									-	-	-		
Iroquois	35	35	\$45,100						X	X	X		
Jackson	40	2	\$73,580						-	-	X	12-01-2021	11-30-2024
Johnson									-	-	-		
Kankakee	35	5	\$37,168	\$36,400					-	-	-		
Kendall	40	2	\$41,145	\$33,900				Non Exempt	-	-	X		
Lake	37	20	\$59,644	\$51,948			\$75,036	Non Exempt	X	-	X		
LaSalle	40		\$60,000					Non-Exempt	-	X	X	12-01-2023	11-30-2027

# 2025 Statewide Salary & Fringe Benefits Survey

## Legal Secretary

Name of County	Avg. # of Weekly Hrs Worked in Job	Avg. Years of Service	Current Salary	Starting Salary	Step 1	Step 2	Maximum Salary	Status	Merit Increase	Longevity Increase	COLA	Union Contract Start Date	Union Contract End Date
Lee									-	-	-		
Livingston	38	13	\$43,290	\$31,278			\$49,745	Non-Exempt	-	-	X		
Macon									-	-	-		
Madison	40	3		\$41,766			\$54,621	Non-Exempt	-	-	X	12-01-2020	11-30-2024
Marshall									-	-	-		
Mason									-	-	-		
Menard	37		\$42,000						-	-	-		
Montgomery			\$50,400						-	-	-		
Ogle									-	-	-		
Putnam									-	-	-		
Randolph	40								-	-	-		
Richland									-	-	-		
Schuyler			\$44,558						-	-	-		
Stephenson									-	-	-		
Washington	35		\$35,708						-	-	-	12-01-2022	11-30-2025
Wayne	37		\$41,500	\$31,200				Non-Exempt	-	-	X		
Whiteside	35		\$42,972					NonExempt	-	X	X		
Will	40			\$34,534	\$34,534	\$35,398	\$41,044		-	-	-	12-01-2021	11-30-2025
Williamson									-	-	-		
Woodford	40	6	\$51,965						-	X	X		

# 2025 Statewide Salary & Fringe Benefits Survey

## Probation Officer

Name of County	Avg. # of Weekly Hrs Worked in Job	Avg. Years of Service	Current Salary	Starting Salary	Step 1	Step 2	Maximum Salary	Status	Merit Increase	Longevity Increase	COLA	Union Contract Start Date	Union Contract End Date
Adams	37	10	\$65,062					Exempt	-	X	-		
Bond	40	12	\$53,686	\$40,000					-	X	-		
Brown									-	-	-		
Bureau									-	-	-		
Crawford									-	-	-		
Cumberland									-	-	-		
DeWitt	35								-	-	-		
DuPage	37	12	\$57,650						-	-	X		
Edwards									-	-	-		
Effingham			\$45,220	\$44,496					-	-	-		
Fulton									-	-	-		
Hamilton									-	-	-		
Henry									-	-	-		
Iroquois	40	15	\$78,628						X	X	X	12-01-2022	11-30-2025
Jackson									-	-	-		
Johnson									-	-	-		
Kankakee	35	20	\$55,525	\$44,772					-	-	-	12-01-2022	11-30-2025
Kendall	40	3	\$54,934	\$49,230				Non Exempt	-	-	X	12-01-2021	11-30-2025
Lake	40	2	\$52,000	\$47,840			\$74,880	Non Exempt	X	-	X		
LaSalle	40		\$46,000					Non-Exempt	-	X	X	12-01-2021	11-30-2025

# 2025 Statewide Salary & Fringe Benefits Survey

## Probation Officer

Name of County	Avg. # of Weekly Hrs Worked in Job	Avg. Years of Service	Current Salary	Starting Salary	Step 1	Step 2	Maximum Salary	Status	Merit Increase	Longevity Increase	COLA	Union Contract Start Date	Union Contract End Date
Lee	35		\$64,013					Non-Exempt	-	-	-	12-01-2023	11-30-2027
Livingston	38	24	\$61,347	\$44,245				Non-Exempt	-	X	X	12-01-2022	11-30-2025
Macon	37			\$45,250	\$52,400	\$56,003	\$77,242	Exempt	-	-	-	12-01-2022	11-30-2025
Madison	40	13		\$49,442	\$56,514	\$60,008	\$74,464	Non-Exempt	-	-	X	12-01-2020	11-30-2024
Marshall			\$115,232						-	-	-		
Mason	40			\$44,495			\$46,655	Non-Exempt	-	X	X		
Menard	37		\$83,614						-	-	-		
Montgomery			\$113,924						-	-	-		
Ogle	35	11	\$58,240					Non Exempt	-	-	X	12-01-2022	11-30-2025
Putnam	40	1	\$45,000	\$40,000					-	-	X		
Randolph	40		\$84,240						-	-	-		
Richland									-	-	-		
Schuyler			\$75,537						-	-	-		
Stephenson	35	10	\$43,000	\$43,000	\$45,150	\$47,408	\$85,896	Non Exempt	X	X	X	01-01-2024	12-31-2026
Washington	35		\$57,781						-	-	-		
Wayne									-	-	-		
Whiteside	40		\$54,242					NonExempt	-	-	X	12-01-2023	11-30-2026
Will	40		\$51,500						-	-	-		
Williamson									-	-	-		
Woodford	40	4	\$45,000						-	X	X		

# 2025 Statewide Salary & Fringe Benefits Survey

## Tax Extension Specialist

Name of County	Avg. # of Weekly Hrs Worked in Job	Avg. Years of Service	Current Salary	Starting Salary	Step 1	Step 2	Maximum Salary	Status	Merit Increase	Longevity Increase	COLA	Union Contract Start Date	Union Contract End Date
Adams									-	-	-		
Bond									-	-	-		
Brown									-	-	-		
Bureau									-	-	-		
Crawford									-	-	-		
Cumberland									-	-	-		
DeWitt	35								-	-	-		
DuPage									-	-	-		
Edwards									-	-	-		
Effingham									-	-	-		
Fulton									-	-	-		
Hamilton									-	-	-		
Henry									-	-	-		
Iroquois									-	-	-		
Jackson	40	4	\$38,024						-	-	X	12-01-2021	11-30-2024
Johnson									-	-	-		
Kankakee	35	3	\$49,020	\$42,952					-	-	-		
Kendall	38	6	\$33,234	\$28,666				Non Exempt	-	-	X		
Lake	37	5	\$51,948	\$51,948			\$75,036	Non Exempt	X	-	X		
LaSalle	40		\$52,600					Non-Exempt	-	X	X	12-01-2023	11-30-2027

# 2025 Statewide Salary & Fringe Benefits Survey

## Tax Extension Specialist

Name of County	Avg. # of Weekly Hrs Worked in Job	Avg. Years of Service	Current Salary	Starting Salary	Step 1	Step 2	Maximum Salary	Status	Merit Increase	Longevity Increase	COLA	Union Contract Start Date	Union Contract End Date
Lee	40	7	\$36,400					Non-Exempt	-	-	-	12-01-2021	11-30-2024
Livingston	38	6	\$44,207	\$37,050			\$58,169	Non-Exempt	-	-	X		
Macon									-	-	-		
Madison	40	14		\$49,234			\$76,856	Non-Exempt	-	-	X	12-01-2020	11-30-2024
Marshall									-	-	-		
Mason									-	-	-		
Menard									-	-	-		
Montgomery									-	-	-		
Ogle									-	-	-		
Putnam									-	-	-		
Randolph									-	-	-		
Richland									-	-	-		
Schuyler									-	-	-		
Stephenson									-	-	-		
Washington									-	-	-		
Wayne									-	-	-		
Whiteside									-	-	-		
Will	40		\$84,240						-	-	-	12-01-2021	11-30-2025
Williamson									-	-	-		
Woodford									-	-	-		

# 2025 Statewide Salary & Fringe Benefits Survey

## Victim/Witness Assistant

Name of County	Avg. # of Weekly Hrs Worked in Job	Avg. Years of Service	Current Salary	Starting Salary	Step 1	Step 2	Maximum Salary	Status	Merit Increase	Longevity Increase	COLA	Union Contract Start Date	Union Contract End Date
Adams	40	4	\$62,000					Exempt	-	X	-		
Bond	20	3	\$35,000	\$25,250					-	X	-		
Brown									-	-	-		
Bureau	32	5	\$53,654						-	X	-		
Crawford									-	-	-		
Cumberland									-	-	-		
DeWitt									-	-	-		
DuPage	37	1	\$78,280						-	-	X		
Edwards	15	0	\$22,503						-	-	-		
Effingham			\$59,878						-	-	-		
Fulton									-	-	-		
Hamilton									-	-	-		
Henry									-	-	-		
Iroquois	35	2	\$42,007						X	X	X		
Jackson	40	2	\$50,080						-	-	X	12-01-2021	11-30-2024
Johnson	40	2	\$33,280						-	-	X		
Kankakee	35	2	\$50,844	\$50,000					-	-	-		
Kendall	38	2	\$53,086	\$41,000				Non Exempt	-	-	X		
Lake	40	3	\$65,000	\$65,000			\$94,000	Exempt	X	-	X		
LaSalle	40								-	-	-		

# 2025 Statewide Salary & Fringe Benefits Survey

## Victim/Witness Assistant

Name of County	Avg. # of Weekly Hrs Worked in Job	Avg. Years of Service	Current Salary	Starting Salary	Step 1	Step 2	Maximum Salary	Status	Merit Increase	Longevity Increase	COLA	Union Contract Start Date	Union Contract End Date
Lee	40	9	\$62,592					Non-exempt	-	-	-		
Livingston	38	4	\$43,368	\$37,050			\$58,169	Non-Exempt	-	-	X		
Macon	35		\$46,100					Exempt	-	-	-		
Madison	40	12		\$47,445			\$62,379	Non-Exempt	-	-	X	12-01-2020	11-30-2024
Marshall									-	-	-		
Mason									-	-	-		
Menard	37		\$27,014						-	-	-		
Montgomery									-	-	-		
Ogle	35	2	\$49,140					Non Exempt	-	-	X		
Putnam									-	-	-		
Randolph	40								-	-	-		
Richland									-	-	-		
Schuyler									-	-	-		
Stephenson	35	1	\$39,520	\$38,000					-	-	X		
Washington									-	-	-		
Wayne									-	-	-		
Whiteside	40		\$52,967					NonExempt	-	X	X		
Will	40			\$43,122	\$43,122	\$44,197	\$50,002		-	-	-	12-01-2021	11-30-2025
Williamson									-	-	-		
Woodford									-	-	-		

# 2025 Statewide Salary & Fringe Benefits Survey

## Youth Officer

Name of County	Avg. # of Weekly Hrs Worked in Job	Avg. Years of Service	Current Salary	Starting Salary	Step 1	Step 2	Maximum Salary	Status	Merit Increase	Longevity Increase	COLA	Union Contract Start Date	Union Contract End Date
Adams	40	2	\$60,320					Non-Exempt	-	X	-		11-30-2026
Bond									-	-	-		
Brown									-	-	-		
Bureau									-	-	-		
Crawford									-	-	-		
Cumberland									-	-	-		
DeWitt									-	-	-		
DuPage									-	-	-		
Edwards									-	-	-		
Effingham									-	-	-		
Fulton									-	-	-		
Hamilton									-	-	-		
Henry									-	-	-		
Iroquois									-	-	-		
Jackson									-	-	-		
Johnson									-	-	-		
Kankakee									-	-	-		
Kendall	40	4	\$100,722	\$77,748				Non Exempt	-	-	X		
Lake	40	2	\$41,600	\$37,440			\$58,240	Non Exempt	X	-	X		
LaSalle	40		\$45,500					Non-Exempt	-	X	X	12-01-2021	11-30-2025

# 2025 Statewide Salary & Fringe Benefits Survey

## Youth Officer

Name of County	Avg. # of Weekly Hrs Worked in Job	Avg. Years of Service	Current Salary	Starting Salary	Step 1	Step 2	Maximum Salary	Status	Merit Increase	Longevity Increase	COLA	Union Contract Start Date	Union Contract End Date
Lee									-	-	-		
Livingston									-	-	-		
Macon									-	-	-		
Madison	40	2		\$49,442	\$56,514	\$60,008	\$74,464	Non-Exempt	-	-	X	12-01-2020	11-30-2024
Marshall									-	-	-		
Mason									-	-	-		
Menard									-	-	-		
Montgomery			\$73,928						-	-	-		
Ogle	35	9	\$50,960					Non Exempt	-	-	X	12-01-2022	11-30-2025
Putnam									-	-	-		
Randolph									-	-	-		
Richland									-	-	-		
Schuyler									-	-	-		
Stephenson									-	-	-		
Washington									-	-	-		
Wayne									-	-	-		
Whiteside									-	-	-		
Will	40		\$46,051						-	-	-		
Williamson									-	-	-		
Woodford									-	-	-		

# 2025 Statewide Salary & Fringe Benefits Survey

## Building Inspector

Name of County	Avg. # of Weekly Hrs Worked in Job	Avg. Years of Service	Current Salary	Starting Salary	Step 1	Step 2	Maximum Salary	Status	Merit Increase	Longevity Increase	COLA	Union Contract Start Date	Union Contract End Date
Adams	40	25							-	-	-		
Bond									-	-	-		
Brown									-	-	-		
Bureau									-	-	-		
Crawford									-	-	-		
Cumberland									-	-	-		
DeWitt									-	-	-		
DuPage	40	13	\$82,977	\$54,076					-	-	X		
Edwards									-	-	-		
Effingham									-	-	-		
Fulton									-	-	-		
Hamilton									-	-	-		
Henry									-	-	-		
Iroquois	20	7	\$22,000						-	-	-		
Jackson									-	-	-		
Johnson									-	-	-		
Kankakee	40	5	\$60,877	\$52,000					-	-	-		
Kendall	38	26	\$80,715	\$61,260				Non Exempt	-	-	X		
Lake	40	23	\$84,000	\$64,000			\$93,000	Exempt	X	-	X		
LaSalle	40		\$53,000					Non-Exempt	-	X	X	12-01-2023	11-30-2027

# 2025 Statewide Salary & Fringe Benefits Survey

## Building Inspector

Name of County	Avg. # of Weekly Hrs Worked in Job	Avg. Years of Service	Current Salary	Starting Salary	Step 1	Step 2	Maximum Salary	Status	Merit Increase	Longevity Increase	COLA	Union Contract Start Date	Union Contract End Date
Lee									-	-	-		
Livingston									-	-	-		
Macon									-	-	-		
Madison	40	13		\$54,746			\$71,531	Non-Exempt	-	-	X	12-01-2020	11-30-2024
Marshall									-	-	-		
Mason									-	-	-		
Menard									-	-	-		
Montgomery									-	-	-		
Ogle									-	-	-		
Putnam									-	-	-		
Randolph									-	-	-		
Richland									-	-	-		
Schuyler									-	-	-		
Stephenson									-	-	-		
Washington									-	-	-		
Wayne									-	-	-		
Whiteside									-	-	-		
Will				\$68,922	\$68,922	\$70,643	\$81,921		-	-	-		
Williamson									-	-	-		
Woodford									-	-	-		

# 2025 Statewide Salary & Fringe Benefits Survey

## Civil Engineer

Name of County	Avg. # of Weekly Hrs Worked in Job	Avg. Years of Service	Current Salary	Starting Salary	Step 1	Step 2	Maximum Salary	Status	Merit Increase	Longevity Increase	COLA	Union Contract Start Date	Union Contract End Date
Adams			\$89,440						-	-	-		
Bond									-	-	-		
Brown									-	-	-		
Bureau	40	23	\$127,500						-	-	-		
Crawford									-	-	-		
Cumberland									-	-	-		
DeWitt									-	-	-		
DuPage	37	1	\$73,130	\$51,706					-	-	X		
Edwards									-	-	-		
Effingham	35			\$85,000					-	-	-		
Fulton									-	-	-		
Hamilton									-	-	-		
Henry									-	-	-		
Iroquois									-	-	-		
Jackson									-	-	-		
Johnson									-	-	-		
Kankakee									-	-	-		
Kendall	40	1	\$58,240	\$58,240				Non Exempt	-	-	X		
Lake	40	2	\$77,000	\$73,000			\$109,000	Exempt	X	-	X		
LaSalle	40		\$66,268					Non-Exempt	-	X	X		

# 2025 Statewide Salary & Fringe Benefits Survey

## Civil Engineer

Name of County	Avg. # of Weekly Hrs Worked in Job	Avg. Years of Service	Current Salary	Starting Salary	Step 1	Step 2	Maximum Salary	Status	Merit Increase	Longevity Increase	COLA	Union Contract Start Date	Union Contract End Date
Lee									-	-	-		
Livingston									-	-	-		
Macon									-	-	-		
Madison	40	9		\$51,126			\$107,370	Exempt	X	-	X		
Marshall									-	-	-		
Mason									-	-	-		
Menard									-	-	-		
Montgomery	40								-	-	-		
Ogle	40	7	\$89,670					Exempt	-	-	X		
Putnam									-	-	-		
Randolph	40								-	-	-		
Richland									-	-	-		
Schuyler									-	-	-		
Stephenson	40	8	\$143,183	\$84,994				Exempt	-	-	X		
Washington									-	-	-		
Wayne									-	-	-		
Whiteside									-	-	-		
Will				\$67,500			\$95,000		-	-	-		
Williamson									-	-	-		
Woodford									-	-	-		

# 2025 Statewide Salary & Fringe Benefits Survey

## Custodian/Housekeeper

Name of County	Avg. # of Weekly Hrs Worked in Job	Avg. Years of Service	Current Salary	Starting Salary	Step 1	Step 2	Maximum Salary	Status	Merit Increase	Longevity Increase	COLA	Union Contract Start Date	Union Contract End Date
Adams									-	-	-		
Bond	20		\$21,655						-	-	-		
Brown									-	-	-		
Bureau									-	-	-		
Crawford									-	-	-		
Cumberland									-	-	-		
DeWitt	40			\$35,360					-	-	-		
DuPage	40	9	\$36,582	\$30,984					-	-	X		
Edwards	25	2	\$27,300	\$26,000					-	-	-		
Effingham									-	-	-		
Fulton									-	-	-		
Hamilton	40	11	\$45,364	\$44,844					-	X	X	12-01-2022	11-30-2025
Henry									-	-	-		
Iroquois	35	1	\$30,999	\$27,718					X	X	X	12-01-2023	11-30-2026
Jackson	40	7	\$36,400						-	-	X	12-01-2021	11-30-2024
Johnson	10	10	\$5,408						-	-	X		
Kankakee	40	18	\$46,686	\$44,429					-	-	-	12-01-2022	11-30-2025
Kendall									-	-	X		
Lake	40	7	\$37,440	\$37,440			\$52,000	Non-Exempt	X	-	X		
LaSalle	40		\$37,440					Non-Exempt	-	X	X	12-01-2023	11-30-2027

# 2025 Statewide Salary & Fringe Benefits Survey

## Custodian/Housekeeper

Name of County	Avg. # of Weekly Hrs Worked in Job	Avg. Years of Service	Current Salary	Starting Salary	Step 1	Step 2	Maximum Salary	Status	Merit Increase	Longevity Increase	COLA	Union Contract Start Date	Union Contract End Date
Lee	40	4	\$39,582					Non-Exempt	-	-	-		
Livingston	40	7	\$33,280	\$31,278			\$49,745	Non-Exempt	-	-	X	12-01-2022	11-30-2025
Macon									-	-	-		
Madison	40	5	\$39,957	\$36,442	\$38,709	\$39,957	\$45,282	Non-Exempt	-	-	X	12-01-2020	11-30-2024
Marshall									-	-	-		
Mason									-	-	-		
Menard	37		\$41,221					Non-Exempt	-	-	-		
Montgomery	40		\$42,843						-	-	-		
Ogle	40	7							-	-	-		
Putnam	35	2							-	-	-		
Randolph			\$48,600						-	-	-		
Richland			\$25,000						-	-	-		
Schuyler									-	-	-		
Stephenson	40	2	\$29,120	\$22,880				Non-Exempt	-	-	X	03-22-2024	03-21-2026
Washington	40		\$40,851						-	-	-	12-01-2022	11-30-2025
Wayne	40		\$35,069	\$31,200				Non-Exempt	-	-	X		
Whiteside	40		\$36,936					Non-Exempt	-	X	X		
Will				\$33,690	\$33,690	\$34,534	\$47,592		-	-	-		
Williamson									-	-	-		
Woodford									-	-	-		

# 2025 Statewide Salary & Fringe Benefits Survey

## Engineering Technician III

Name of County	Avg. # of Weekly Hrs Worked in Job	Avg. Years of Service	Current Salary	Starting Salary	Step 1	Step 2	Maximum Salary	Status	Merit Increase	Longevity Increase	COLA	Union Contract Start Date	Union Contract End Date
Adams									-	-	-		
Bond									-	-	-		
Brown									-	-	-		
Bureau	40	25	\$65,541						-	X	-	12-01-2023	11-30-2026
Crawford									-	-	-		
Cumberland									-	-	-		
DeWitt				\$58,240					-	X	-	12-01-2022	11-30-2024
DuPage	37	18	\$80,208	\$59,391					-	-	X		
Edwards									-	-	-		
Effingham	35	23	\$64,615						-	-	-		
Fulton									-	-	-		
Hamilton									-	-	-		
Henry									-	-	-		
Iroquois									-	-	-		
Jackson	40	18	\$72,350						-	-	X		
Johnson									-	-	-		
Kankakee	40	13	\$68,993	\$79,830					-	-	-	12-01-2022	11-30-2025
Kendall									-	-	X		
Lake	40	13	\$68,640	\$49,920			\$70,720	Non Exempt	X	-	X		
LaSalle	40		\$66,268					Non-Exempt	-	X	X	12-01-2021	11-30-2024

# 2025 Statewide Salary & Fringe Benefits Survey

## Engineering Technician III

Name of County	Avg. # of Weekly Hrs Worked in Job	Avg. Years of Service	Current Salary	Starting Salary	Step 1	Step 2	Maximum Salary	Status	Merit Increase	Longevity Increase	COLA	Union Contract Start Date	Union Contract End Date
Lee									-	-	-		
Livingston	40	9	\$80,683					Non-Exempt	-	-	X	12-01-2022	11-30-2025
Macon	40		\$60,000						-	-	-		
Madison	8	0	\$20,800					Exempt	-	-	-		
Marshall									-	-	-		
Mason									-	-	-		
Menard									-	-	-		
Montgomery									-	-	-		
Ogle									-	-	-		
Putnam									-	-	-		
Randolph									-	-	-		
Richland									-	-	-		
Schuyler									-	-	-		
Stephenson	40	38	\$65,270	\$38,730				Non-exempt	-	X	X	12-01-2021	11-30-2024
Washington									-	-	-		
Wayne									-	-	-		
Whiteside	40		\$71,136						-	-	X	12-01-2023	11-30-2026
Will				\$62,442	\$62,442	\$64,004	\$77,974		-	-	-		
Williamson									-	-	-		
Woodford									-	-	-		

# 2025 Statewide Salary & Fringe Benefits Survey

## Equipment Operator

Name of County	Avg. # of Weekly Hrs Worked in Job	Avg. Years of Service	Current Salary	Starting Salary	Step 1	Step 2	Maximum Salary	Status	Merit Increase	Longevity Increase	COLA	Union Contract Start Date	Union Contract End Date
Adams									-	-	-		
Bond									-	-	-		
Brown									-	-	-		
Bureau									-	-	-		
Crawford									-	-	-		
Cumberland									-	-	-		
DeWitt									-	-	-		
DuPage	40	6	\$56,321	\$52,500					X	X	X	12-01-2017	11-30-2024
Edwards									-	-	-		
Effingham									-	-	-		
Fulton									-	-	-		
Hamilton									-	-	-		
Henry									-	-	-		
Iroquois									-	-	-		
Jackson									-	-	-		
Johnson									-	-	-		
Kankakee	40	9	\$75,795	\$55,598					-	-	-	12-01-2022	11-30-2025
Kendall	40	5	\$87,000	\$65,100				Non Exempt	-	-	X		
Lake	40	15	\$83,200	\$33,280			\$112,320	Non Exempt	X	-	X		
LaSalle									-	-	-		

# 2025 Statewide Salary & Fringe Benefits Survey

## Equipment Operator

Name of County	Avg. # of Weekly Hrs Worked in Job	Avg. Years of Service	Current Salary	Starting Salary	Step 1	Step 2	Maximum Salary	Status	Merit Increase	Longevity Increase	COLA	Union Contract Start Date	Union Contract End Date
Lee									-	-	-		
Livingston									-	-	-		
Macon									-	-	-		
Madison	40	27	\$69,451	\$69,451			\$69,451	Non-Exempt	-	X	X	12-01-2023	11-30-2026
Marshall									-	-	-		
Mason									-	-	-		
Menard									-	-	-		
Montgomery									-	-	-		
Ogle	40	4	\$69,118					Non Exempt	-	-	-	11-01-2024	
Putnam									-	-	-		
Randolph									-	-	-		
Richland									-	-	-		
Schuyler			\$50,544						-	-	-		
Stephenson									-	-	-		
Washington									-	-	-		
Wayne									-	-	-		
Whiteside									-	-	-		
Will				\$72,339	\$72,339	\$74,599	\$90,423		-	-	-		
Williamson									-	-	-		
Woodford									-	-	-		

# 2025 Statewide Salary & Fringe Benefits Survey

## Highway Foreman

Name of County	Avg. # of Weekly Hrs Worked in Job	Avg. Years of Service	Current Salary	Starting Salary	Step 1	Step 2	Maximum Salary	Status	Merit Increase	Longevity Increase	COLA	Union Contract Start Date	Union Contract End Date
Adams	40	8	\$66,560						-	-	-		
Bond	40	12	\$40,560	\$39,000					-	X	-	12-01-2021	11-30-2024
Brown			\$63,972						-	-	-		
Bureau	40	16	\$74,464						-	X	-		
Crawford									-	-	-		
Cumberland	40		\$53,310						-	-	-		
DeWitt	40		\$52,000	\$47,840					-	X	-	12-01-2022	11-30-2024
DuPage									-	-	-		
Edwards	40	3	\$52,520						-	-	-		
Effingham	35	30	\$69,007						-	-	-		
Fulton									-	-	-		
Hamilton									-	-	-		
Henry									-	-	-		
Iroquois									-	-	-		
Jackson	40	35	\$75,816						-	-	X		
Johnson	40	16	\$68,993						-	-	X		
Kankakee	40	2	\$97,964						-	-	-	12-01-2022	11-30-2025
Kendall	40	2	\$90,000	\$82,000				Non Exempt	-	-	X		
Lake	40	16	\$99,840	\$31,200			\$124,800	Non Exempt	X	-	X		
LaSalle	40		\$70,824					Non-Exempt	-	X	X	12-01-2021	11-30-2024

# 2025 Statewide Salary & Fringe Benefits Survey

## Highway Foreman

Name of County	Avg. # of Weekly Hrs Worked in Job	Avg. Years of Service	Current Salary	Starting Salary	Step 1	Step 2	Maximum Salary	Status	Merit Increase	Longevity Increase	COLA	Union Contract Start Date	Union Contract End Date
Lee	40	20	\$67,496					Non Exempt	-	-	-		
Livingston	40	7	\$84,572	\$49,901			\$89,388	Exempt	-	-	X		
Macon	40		\$74,443						-	-	-		
Madison	40	32	\$101,379	\$73,133			\$102,253	Non-Exempt	X	-	X		
Marshall			\$56,555						-	-	-		
Mason	40		\$63,252					Non-Exempt	-	-	X		
Menard	40		\$66,728					Non-Exempt	-	-	-		
Montgomery	40		\$79,346						-	-	-		
Ogle									-	-	-		
Putnam	40	26	\$57,844						-	-	X		
Randolph									-	-	-		
Richland			\$47,424						-	-	-		
Schuyler									-	-	-		
Stephenson	40	28	\$72,155	\$44,782				Exempt	-	-	X		
Washington	40		\$51,750						-	-	-	12-01-2022	11-30-2025
Wayne	40		\$49,900	\$35,360				Non-Exempt	-	-	X		
Whiteside	40		\$72,197						-	-	X	12-01-2023	11-30-2026
Will			\$123,947						-	-	-		
Williamson			\$45,000						-	-	-		
Woodford	40	30	\$88,774					Non-Exempt	-	X	X		

# 2025 Statewide Salary & Fringe Benefits Survey

## Highway Maintenance

Name of County	Avg. # of Weekly Hrs Worked in Job	Avg. Years of Service	Current Salary	Starting Salary	Step 1	Step 2	Maximum Salary	Status	Merit Increase	Longevity Increase	COLA	Union Contract Start Date	Union Contract End Date
Adams	40	13	\$58,240						-	-	-		
Bond	40	4	\$45,760	\$39,000					-	X	-	12-01-2021	11-30-2024
Brown									-	-	-		
Bureau	40	5	\$61,027						-	X	-	12-01-2023	11-30-2026
Crawford									-	-	-		
Cumberland									-	-	-		
DeWitt	40		\$47,840	\$43,680					-	X	-	12-01-2022	11-30-2024
DuPage									-	-	-		
Edwards	40	1	\$46,800						-	-	-		
Effingham	35	14	\$56,216	\$47,325	\$50,303	\$53,260	\$56,530		-	-	-		
Fulton									-	-	-		
Hamilton	40	7	\$44,844	\$44,844					-	X	X	12-01-2022	11-30-2025
Henry									-	-	-		
Iroquois									-	-	-		
Jackson	40	4	\$52,936						-	-	X		
Johnson	40	20	\$66,912						-	-	X		
Kankakee	40	9	\$75,795	\$55,598					-	-	-	12-01-2022	11-30-2025
Kendall	40	4	\$68,770	\$59,262				Non Exempt	-	-	X		
Lake	40	6	\$64,480	\$31,200			\$124,800	Non Exempt	X	-	X		
LaSalle	40		\$63,980					Non-Exempt	-	X	X	12-01-2021	11-30-2024

# 2025 Statewide Salary & Fringe Benefits Survey

## Highway Maintenance

Name of County	Avg. # of Weekly Hrs Worked in Job	Avg. Years of Service	Current Salary	Starting Salary	Step 1	Step 2	Maximum Salary	Status	Merit Increase	Longevity Increase	COLA	Union Contract Start Date	Union Contract End Date
Lee	40	9	\$63,336					Non-Exempt	-	-	-	12-01-2023	11-30-2026
Livingston	40	7	\$66,352					Non-Exempt	-	-	X	12-01-2022	11-30-2025
Macon	40			\$49,920	\$58,240	\$70,200		Non-Exempt	-	-	-	12-01-2020	11-30-2025
Madison	40	1		\$47,299			\$66,602	Non-Exempt	-	X	X	12-01-2023	11-30-2026
Marshall									-	-	-		
Mason	40		\$54,932					Non-Exempt	-	-	X		
Menard	40		\$61,944					Non-Exempt	-	-	-		
Montgomery	40		\$62,192						-	-	-		
Ogle									-	-	-		
Putnam	40	4	\$49,920						-	-	X		
Randolph									-	-	-		
Richland									-	-	-		
Schuyler									-	-	-		
Stephenson	40	17	\$58,489	\$38,730				Non-exempt	-	-	X	12-01-2021	11-30-2024
Washington	40		\$48,609						-	-	-	12-01-2022	11-30-2025
Wayne	40		\$46,780	\$33,280				Non-Exempt	-	-	X		
Whiteside	40		\$62,959						-	-	X	12-01-2023	11-30-2026
Will				\$54,317	\$54,317	\$62,077	\$79,924		-	-	-		
Williamson									-	-	-		
Woodford	40	8	\$65,800					Non-Exempt	-	X	X		

# 2025 Statewide Salary & Fringe Benefits Survey

## Labor Foreman

Name of County	Avg. # of Weekly Hrs Worked in Job	Avg. Years of Service	Current Salary	Starting Salary	Step 1	Step 2	Maximum Salary	Status	Merit Increase	Longevity Increase	COLA	Union Contract Start Date	Union Contract End Date
Adams									-	-	-		
Bond									-	-	-		
Brown									-	-	-		
Bureau									-	-	-		
Crawford									-	-	-		
Cumberland	40		\$49,233						-	-	-		
DeWitt									-	-	-		
DuPage									-	-	-		
Edwards									-	-	-		
Effingham									-	-	-		
Fulton									-	-	-		
Hamilton									-	-	-		
Henry									-	-	-		
Iroquois									-	-	-		
Jackson									-	-	-		
Johnson									-	-	-		
Kankakee	40	9	\$75,795	\$55,598					-	-	-	12-01-2022	11-30-2025
Kendall									-	-	X		
Lake	40	16	\$99,840	\$31,200			\$124,800	Non Exempt	X	-	X		
LaSalle									-	-	-		

# 2025 Statewide Salary & Fringe Benefits Survey

## Labor Foreman

Name of County	Avg. # of Weekly Hrs Worked in Job	Avg. Years of Service	Current Salary	Starting Salary	Step 1	Step 2	Maximum Salary	Status	Merit Increase	Longevity Increase	COLA	Union Contract Start Date	Union Contract End Date
Lee									-	-	-		
Livingston									-	-	-		
Macon									-	-	-		
Madison	40	29	\$63,752	\$73,133	\$79,352	\$82,472	\$95,576	Non-Exempt	-	-	X		
Marshall									-	-	-		
Mason									-	-	-		
Menard									-	-	-		
Montgomery	40								-	-	-		
Ogle	40	33	\$79,040					Non Exempt	-	-	X		
Putnam									-	-	-		
Randolph	40		\$64,958						-	-	-		
Richland									-	-	-		
Schuyler									-	-	-		
Stephenson									-	-	-		
Washington			\$49,254						-	-	-	12-01-2022	11-30-2025
Wayne									-	-	-		
Whiteside									-	-	-		
Will			\$123,947						-	-	-		
Williamson									-	-	-		
Woodford									-	-	-		

# 2025 Statewide Salary & Fringe Benefits Survey

## Laborer

Name of County	Avg. # of Weekly Hrs Worked in Job	Avg. Years of Service	Current Salary	Starting Salary	Step 1	Step 2	Maximum Salary	Status	Merit Increase	Longevity Increase	COLA	Union Contract Start Date	Union Contract End Date
Adams									-	-	-		
Bond									-	-	-		
Brown									-	-	-		
Bureau									-	-	-		
Crawford									-	-	-		
Cumberland	40		\$44,096						-	-	-		
DeWitt									-	-	-		
DuPage	40	5	\$45,000	\$40,000					X	X	X	12-01-2017	11-30-2024
Edwards									-	-	-		
Effingham									-	-	-		
Fulton									-	-	-		
Hamilton									-	-	-		
Henry									-	-	-		
Iroquois									-	-	-		
Jackson									-	-	-		
Johnson	40	8	\$48,963						-	-	X		
Kankakee	40	9	\$75,795	\$55,598					-	-	-	12-01-2022	11-30-2025
Kendall									-	-	X		
Lake									-	-	-		
LaSalle									-	-	-		

# 2025 Statewide Salary & Fringe Benefits Survey

## Laborer

Name of County	Avg. # of Weekly Hrs Worked in Job	Avg. Years of Service	Current Salary	Starting Salary	Step 1	Step 2	Maximum Salary	Status	Merit Increase	Longevity Increase	COLA	Union Contract Start Date	Union Contract End Date
Lee									-	-	-		
Livingston									-	-	-		
Macon									-	-	-		
Madison	40	12		\$43,618	\$46,030	\$47,445	\$52,728	Non-Exempt	-	-	X	12-01-2020	11-30-2024
Marshall									-	-	-		
Mason									-	-	-		
Menard									-	-	-		
Montgomery	40								-	-	-		
Ogle	40	11	\$63,694					Non Exempt	-	-	-	11-01-2024	
Putnam			\$30,000						-	-	X		
Randolph	40		\$64,126						-	-	-		
Richland									-	-	-		
Schuyler									-	-	-		
Stephenson									-	-	-		
Washington									-	-	-		
Wayne									-	-	-		
Whiteside									-	-	-		
Will									-	-	-		
Williamson			\$40,000						-	-	-		
Woodford									-	-	-		

# 2025 Statewide Salary & Fringe Benefits Survey

## Maintenance Mechanic

Name of County	Avg. # of Weekly Hrs Worked in Job	Avg. Years of Service	Current Salary	Starting Salary	Step 1	Step 2	Maximum Salary	Status	Merit Increase	Longevity Increase	COLA	Union Contract Start Date	Union Contract End Date
Adams	40	7	\$60,320						-	-	-		
Bond									-	-	-		
Brown									-	-	-		
Bureau									-	-	-		
Crawford									-	-	-		
Cumberland									-	-	-		
DeWitt									-	-	-		
DuPage									-	-	-		
Edwards									-	-	-		
Effingham	35	14	\$51,675				\$57,052		-	-	-	12-01-2021	11-30-2025
Fulton									-	-	-		
Hamilton									-	-	-		
Henry									-	-	-		
Iroquois									-	-	-		
Jackson									-	-	-		
Johnson									-	-	-		
Kankakee	40		\$69,097	\$55,598					-	-	-	12-01-2022	11-30-2025
Kendall	40	6	\$78,838	\$69,704				Non Exempt	-	-	X	12-01-2022	11-30-2025
Lake	40	4	\$83,200	\$31,200			\$124,800	Non Exempt	-	-	-		
LaSalle	40		\$63,980					Non-Exempt	-	X	X	12-01-2021	11-30-2024

# 2025 Statewide Salary & Fringe Benefits Survey

## Maintenance Mechanic

Name of County	Avg. # of Weekly Hrs Worked in Job	Avg. Years of Service	Current Salary	Starting Salary	Step 1	Step 2	Maximum Salary	Status	Merit Increase	Longevity Increase	COLA	Union Contract Start Date	Union Contract End Date
Lee	40	8	\$62,000					Non-exempt	-	-	-	12-01-2023	11-30-2026
Livingston	40	7	\$46,800	\$37,050			\$58,169	Non-Exempt	-	-	X	12-01-2022	11-30-2025
Macon	40		\$60,320						-	-	-		
Madison	40	6	\$66,622	\$59,322	\$64,043	\$66,622	\$76,856	Non-Exempt	-	-	X	12-01-2020	11-30-2024
Marshall									-	-	-		
Mason									-	-	-		
Menard									-	-	-		
Montgomery	40		\$59,702						-	-	-		
Ogle									-	-	-		
Putnam									-	-	-		
Randolph									-	-	-		
Richland									-	-	-		
Schuyler									-	-	-		
Stephenson	40	4	\$51,500	\$40,061				Non-exempt	-	-	X	12-01-2021	11-30-2024
Washington									-	-	-		
Wayne									-	-	-		
Whiteside									-	-	-		
Will				\$72,339	\$72,339	\$74,599	\$90,423		-	-	-		
Williamson									-	-	-		
Woodford	40	21	\$69,638					Non-Exempt	-	X	X		

# 2025 Statewide Salary & Fringe Benefits Survey

## Maintenance Worker I

Name of County	Avg. # of Weekly Hrs Worked in Job	Avg. Years of Service	Current Salary	Starting Salary	Step 1	Step 2	Maximum Salary	Status	Merit Increase	Longevity Increase	COLA	Union Contract Start Date	Union Contract End Date
Adams									-	-	-		
Bond									-	-	-		
Brown									-	-	-		
Bureau									-	-	-		
Crawford									-	-	-		
Cumberland									-	-	-		
DeWitt									-	-	-		
DuPage	40	8	\$57,016	\$50,000					X	X	X	12-01-2019	11-30-2025
Edwards									-	-	-		
Effingham									-	-	-		
Fulton									-	-	-		
Hamilton									-	-	-		
Henry									-	-	-		
Iroquois									-	-	-		
Jackson	40	21	\$69,680						-	-	X		
Johnson									-	-	-		
Kankakee	40								-	-	-		
Kendall	40	7	\$64,373	\$55,566				Non Exempt	-	-	X	12-01-2022	11-30-2025
Lake									-	-	-		
LaSalle	40		\$43,680					Non-Exempt	-	X	X	12-01-2023	11-30-2027

# 2025 Statewide Salary & Fringe Benefits Survey

## Maintenance Worker I

Name of County	Avg. # of Weekly Hrs Worked in Job	Avg. Years of Service	Current Salary	Starting Salary	Step 1	Step 2	Maximum Salary	Status	Merit Increase	Longevity Increase	COLA	Union Contract Start Date	Union Contract End Date
Lee									-	-	-		
Livingston									-	-	-		
Macon									-	-	-		
Madison	40	3		\$58,427	\$61,984	\$63,752	\$71,531	Non-Exempt	-	-	X	12-01-2020	11-30-2024
Marshall									-	-	-		
Mason									-	-	-		
Menard									-	-	-		
Montgomery	40		\$40,027						-	-	-		
Ogle									-	-	-		
Putnam	40	26							-	-	-		
Randolph									-	-	-		
Richland									-	-	-		
Schuyler									-	-	-		
Stephenson	40	26	\$60,008	\$38,730				Non-exempt	-	-	X	12-01-2021	11-30-2024
Washington									-	-	-		
Wayne									-	-	-		
Whiteside									-	-	-		
Will				\$47,592	\$47,592	\$48,784	\$70,643		-	-	-		
Williamson									-	-	-		
Woodford									-	-	-		

# 2025 Statewide Salary & Fringe Benefits Survey

## Maintainer II

Name of County	Avg. # of Weekly Hrs Worked in Job	Avg. Years of Service	Current Salary	Starting Salary	Step 1	Step 2	Maximum Salary	Status	Merit Increase	Longevity Increase	COLA	Union Contract Start Date	Union Contract End Date
Adams									-	-	-		
Bond									-	-	-		
Brown									-	-	-		
Bureau									-	-	-		
Crawford									-	-	-		
Cumberland									-	-	-		
DeWitt									-	-	-		
DuPage									-	-	-		
Edwards									-	-	-		
Effingham									-	-	-		
Fulton									-	-	-		
Hamilton									-	-	-		
Henry									-	-	-		
Iroquois	40	6	\$56,314	\$53,539					X	X	X	12-01-2023	11-30-2026
Jackson									-	-	-		
Johnson									-	-	-		
Kankakee	40	9	\$75,795	\$55,598					-	-	-	12-01-2022	11-30-2025
Kendall									-	-	X		
Lake	40	12	\$47,840	\$31,200			\$104,000	Non Exempt	X	-	X		
LaSalle	40		\$59,425					Non-Exempt	-	X	X	12-01-2021	11-30-2024

# 2025 Statewide Salary & Fringe Benefits Survey

## Maintainer II

Name of County	Avg. # of Weekly Hrs Worked in Job	Avg. Years of Service	Current Salary	Starting Salary	Step 1	Step 2	Maximum Salary	Status	Merit Increase	Longevity Increase	COLA	Union Contract Start Date	Union Contract End Date
Lee									-	-	-		
Livingston									-	-	-		
Macon									-	-	-		
Madison	40	7		\$68,723			\$68,723	Non-Exempt	-	-	X	12-01-2023	11-30-2026
Marshall									-	-	-		
Mason									-	-	-		
Menard									-	-	-		
Montgomery	40		\$62,192						-	-	-		
Ogle									-	-	-		
Putnam									-	-	-		
Randolph									-	-	-		
Richland									-	-	-		
Schuyler									-	-	-		
Stephenson									-	-	-		
Washington									-	-	-		
Wayne									-	-	-		
Whiteside									-	-	-		
Will				\$55,947	\$55,947	\$63,939	\$79,924		-	-	-		
Williamson									-	-	-		
Woodford									-	-	-		

# 2025 Statewide Salary & Fringe Benefits Survey

## Mechanic

Name of County	Avg. # of Weekly Hrs Worked in Job	Avg. Years of Service	Current Salary	Starting Salary	Step 1	Step 2	Maximum Salary	Status	Merit Increase	Longevity Increase	COLA	Union Contract Start Date	Union Contract End Date
Adams									-	-	-		
Bond									-	-	-		
Brown									-	-	-		
Bureau									-	-	-		
Crawford									-	-	-		
Cumberland									-	-	-		
DeWitt									-	-	-		
DuPage	40	2	\$57,227	\$44,000					X	X	X	12-01-2017	11-30-2024
Edwards									-	-	-		
Effingham									-	-	-		
Fulton									-	-	-		
Hamilton									-	-	-		
Henry									-	-	-		
Iroquois	40	2	\$60,670	\$54,641					X	X	X	12-01-2023	11-30-2026
Jackson	40	11	\$51,563						-	-	X		
Johnson	40	7	\$67,953						-	-	X		
Kankakee	40	30	\$55,598	\$69,097					-	-	-	12-01-2022	11-30-2025
Kendall									-	-	X		
Lake	40	21	\$83,200	\$31,200			\$124,800	Non Exempt	X	-	X		
LaSalle			\$63,980					Non-Exempt	-	X	X	12-01-2021	11-30-2024

# 2025 Statewide Salary & Fringe Benefits Survey

## Mechanic

Name of County	Avg. # of Weekly Hrs Worked in Job	Avg. Years of Service	Current Salary	Starting Salary	Step 1	Step 2	Maximum Salary	Status	Merit Increase	Longevity Increase	COLA	Union Contract Start Date	Union Contract End Date
Lee									-	-	-		
Livingston									-	-	-		
Macon									-	-	-		
Madison	40	18		\$73,195			\$73,195	Non-Exempt	-	-	X	12-01-2023	11-30-2026
Marshall									-	-	-		
Mason									-	-	-		
Menard									-	-	-		
Montgomery	40								-	-	-		
Ogle	40	1	\$62,400					Non Exempt	-	-	-		
Putnam									-	-	-		
Randolph									-	-	-		
Richland									-	-	-		
Schuyler									-	-	-		
Stephenson									-	-	-		
Washington									-	-	-		
Wayne									-	-	-		
Whiteside	40		\$68,037						-	-	X	12-01-2023	11-30-2026
Will				\$72,339	\$72,339	\$74,599	\$70,423		-	-	-		
Williamson			\$55,000						-	-	-		
Woodford									-	-	-		

# 2025 Statewide Salary & Fringe Benefits Survey

## Nurse RN

Name of County	Avg. # of Weekly Hrs Worked in Job	Avg. Years of Service	Current Salary	Starting Salary	Step 1	Step 2	Maximum Salary	Status	Merit Increase	Longevity Increase	COLA	Union Contract Start Date	Union Contract End Date
Adams	40	9	\$66,560						-	-	-		
Bond	35	8	\$52,735	\$41,780					-	X	-		
Brown			\$50,400						-	-	-		
Bureau	40	3	\$66,206						-	-	-		
Crawford									-	-	-		
Cumberland	36								-	-	-		
DeWitt									-	-	-		
DuPage	40	9	\$70,373	\$74,880					-	X	X	12-01-2019	11-30-2026
Edwards	36	2	\$52,416						-	-	-		
Effingham	35	7	\$59,222	\$53,426			\$67,636		-	-	-		
Fulton									-	-	-		
Hamilton									-	-	-		
Henry									-	-	-		
Iroquois	35	7	\$42,247						-	-	-		
Jackson	40	2	\$45,407						-	-	X		
Johnson									-	-	-		
Kankakee	40		\$93,338	\$89,856					-	-	-	12-01-2022	11-30-2025
Kendall	40	5	\$53,713	\$46,021				Exempt	-	-	X		
Lake	40	10	\$64,480	\$49,920			\$70,720	Non Exempt	X	-	X		
LaSalle	40		\$72,000					Non-Exempt	-	X	X	12-01-2023	11-30-2027

# 2025 Statewide Salary & Fringe Benefits Survey

## Nurse RN

Name of County	Avg. # of Weekly Hrs Worked in Job	Avg. Years of Service	Current Salary	Starting Salary	Step 1	Step 2	Maximum Salary	Status	Merit Increase	Longevity Increase	COLA	Union Contract Start Date	Union Contract End Date
Lee	40	5	\$62,887					Non-exempt	-	-	-		
Livingston	38	30	\$68,932	\$49,901			\$86,366	Non-Exempt	-	-	X		
Macon	35			\$54,600				Non-Exempt	-	-	-		
Madison	40	7		\$54,746	\$58,427	\$60,133	\$67,829	Non-Exempt	-	-	X	12-01-2020	11-30-2024
Marshall									-	-	-		
Mason									-	-	-		
Menard									-	-	-		
Montgomery	35		\$59,450						-	-	-		
Ogle	40	2	\$61,532					Non Exempt	-	-	-	12-1-2017	11-30-2023
Putnam									-	-	-		
Randolph									-	-	-		
Richland			\$120,000						-	-	-		
Schuyler									-	-	-		
Stephenson	40	1	\$57,886	\$57,886				Exempt	-	-	X		
Washington	35		\$54,017						-	-	-		
Wayne	40		\$50,150	\$37,440				Non-Exempt	-	-	X		
Whiteside	40		\$67,091						-	-	X	12-01-2022	11-30-2025
Will				\$54,865	\$54,865	\$56,237	\$77,523		-	-	-		
Williamson									-	-	-		
Woodford	40	5	\$53,596					Non-Exempt	-	X	X		

# 2025 Statewide Salary & Fringe Benefits Survey

## Operator II

Name of County	Avg. # of Weekly Hrs Worked in Job	Avg. Years of Service	Current Salary	Starting Salary	Step 1	Step 2	Maximum Salary	Status	Merit Increase	Longevity Increase	COLA	Union Contract Start Date	Union Contract End Date
Adams									-	-	-		
Bond									-	-	-		
Brown									-	-	-		
Bureau									-	-	-		
Crawford									-	-	-		
Cumberland									-	-	-		
DeWitt									-	-	-		
DuPage	40	7	\$69,448	\$61,000					X	X	X	12-01-2017	11-30-2024
Edwards									-	-	-		
Effingham									-	-	-		
Fulton									-	-	-		
Hamilton									-	-	-		
Henry									-	-	-		
Iroquois									-	-	-		
Jackson									-	-	-		
Johnson									-	-	-		
Kankakee	40	9	\$75,795	\$55,598					-	-	-	12-01-2022	11-30-2025
Kendall									-	-	X		
Lake	40	5	\$70,720	\$15			\$60	Non Exempt	X	-	X		
LaSalle									-	-	-		

# 2025 Statewide Salary & Fringe Benefits Survey

## Operator II

Name of County	Avg. # of Weekly Hrs Worked in Job	Avg. Years of Service	Current Salary	Starting Salary	Step 1	Step 2	Maximum Salary	Status	Merit Increase	Longevity Increase	COLA	Union Contract Start Date	Union Contract End Date
Lee									-	-	-		
Livingston									-	-	-		
Macon									-	-	-		
Madison									-	-	-		
Marshall									-	-	-		
Mason									-	-	-		
Menard									-	-	-		
Montgomery									-	-	-		
Ogle									-	-	-		
Putnam									-	-	-		
Randolph									-	-	-		
Richland									-	-	-		
Schuyler									-	-	-		
Stephenson									-	-	-		
Washington									-	-	-		
Wayne									-	-	-		
Whiteside									-	-	-		
Will									-	-	-		
Williamson									-	-	-		
Woodford									-	-	-		

# 2025 Statewide Salary & Fringe Benefits Survey

## Sanitarian

Name of County	Avg. # of Weekly Hrs Worked in Job	Avg. Years of Service	Current Salary	Starting Salary	Step 1	Step 2	Maximum Salary	Status	Merit Increase	Longevity Increase	COLA	Union Contract Start Date	Union Contract End Date
Adams									-	-	-		
Bond									-	-	-		
Brown									-	-	-		
Bureau	40	2	\$51,418						-	-	-		
Crawford									-	-	-		
Cumberland									-	-	-		
DeWitt									-	-	-		
DuPage									-	-	-		
Edwards									-	-	-		
Effingham									-	-	-		
Fulton									-	-	-		
Hamilton									-	-	-		
Henry									-	-	-		
Iroquois									-	-	-		
Jackson									-	-	-		
Johnson									-	-	-		
Kankakee	40		\$42,679	\$38,602					-	-	-		
Kendall	40	6	\$57,760	\$50,404				Exempt	-	-	X		
Lake									-	-	-		
LaSalle									-	-	-		

# 2025 Statewide Salary & Fringe Benefits Survey

## Sanitarian

Name of County	Avg. # of Weekly Hrs Worked in Job	Avg. Years of Service	Current Salary	Starting Salary	Step 1	Step 2	Maximum Salary	Status	Merit Increase	Longevity Increase	COLA	Union Contract Start Date	Union Contract End Date
Lee									-	-	-		
Livingston	38	32	\$62,868	\$44,129			\$68,250	Non-Exempt	-	-	X		
Macon	35		\$47,260						-	-	-		
Madison	40	8		\$54,746	\$58,427	\$60,133	\$67,829	Non-Exempt	-	-	X	12-01-2020	11-30-2024
Marshall									-	-	-		
Mason									-	-	-		
Menard									-	-	-		
Montgomery									-	-	-		
Ogle									-	-	-		
Putnam									-	-	-		
Randolph									-	-	-		
Richland									-	-	-		
Schuyler									-	-	-		
Stephenson									-	-	-		
Washington	35		\$44,275						-	-	-		
Wayne									-	-	-		
Whiteside	40		\$49,005						-	-	X		
Will				\$49,380	\$49,380	\$50,614	\$69,770		-	-	-		
Williamson									-	-	-		
Woodford	40	22	\$62,224					Non-Exempt	-	X	X		

# 2025 Statewide Salary & Fringe Benefits Survey

## Bailiff

Name of County	Avg. # of Weekly Hrs Worked in Job	Avg. Years of Service	Current Salary	Starting Salary	Step 1	Step 2	Maximum Salary	Status	Merit Increase	Longevity Increase	COLA	Union Contract Start Date	Union Contract End Date
Adams	40	11	\$52,000					Non-Exempt	-	X	-		11-30-2024
Bond	18	7	\$10,300	\$7,020					-	X	-	12-01-2021	11-30-2024
Brown									-	-	-		
Bureau									-	-	-		
Crawford									-	-	-		
Cumberland									-	-	-		
DeWitt	19		\$18,772						-	-	-		
DuPage									-	-	-		
Edwards									-	-	-		
Effingham	40			\$46,982	\$51,975	\$52,939	\$58,166		-	-	-	12-01-2021	11-30-2025
Fulton	16	3	\$15,808	\$15,808			\$15,808		-	X	-		
Hamilton									-	-	-		
Henry									-	-	-		
Iroquois	10	2	\$6,000						X	X	X		
Jackson	50	16	\$61,526						X	-	-	12-01-2023	11-30-2027
Johnson	32	3	\$24,128						-	-	X		
Kankakee		11	\$15,496	\$15,496					-	-	-		
Kendall	38	6	\$49,560	\$42,300				Non Exempt	-	-	X		
Lake	40	6	\$58,240	\$47,840			\$74,880	Non Exempt	X	-	X		
LaSalle	40		\$44,200					Non-Exempt	-	-	X		

# 2025 Statewide Salary & Fringe Benefits Survey

## Bailiff

Name of County	Avg. # of Weekly Hrs Worked in Job	Avg. Years of Service	Current Salary	Starting Salary	Step 1	Step 2	Maximum Salary	Status	Merit Increase	Longevity Increase	COLA	Union Contract Start Date	Union Contract End Date
Lee	20	9	\$21,750					Non-Exempt	-	-	-		
Livingston									-	-	-		
Macon	35			\$44,017	\$47,037	\$47,967	\$64,083		-	-	-	12-01-2023	11-30-2027
Madison	40	18	\$67,829	\$54,746	\$60,486	\$60,133	\$67,829	Non-Exempt	-	-	X	12-01-2020	11-30-2024
Marshall			\$23,270						-	-	-		
Mason	20		\$17,180						-	-	X		
Menard	16		\$5,472						-	-	-		
Montgomery									-	-	-		
Ogle									-	-	-		
Putnam	7	8	\$9,464	\$7,280					-	-	X		
Randolph									-	-	-		
Richland									-	-	-		
Schuyler									-	-	-		
Stephenson	40	10	\$65,998	\$42,540				Non-Exempt	-	X	X	01-01-2024	12-31-2027
Washington	18								-	-	-		
Wayne									-	-	-		
Whiteside	40		\$44,443					NonExempt	-	X	X		
Will				\$36,600					-	-	X	12-01-2021	11-30-2025
Williamson	21		\$22,000						-	-	-		
Woodford	30		\$10,000					Non-Exempt	-	-	X		

# 2025 Statewide Salary & Fringe Benefits Survey

## Chief Deputy Sheriff

Name of County	Avg. # of Weekly Hrs Worked in Job	Avg. Years of Service	Current Salary	Starting Salary	Step 1	Step 2	Maximum Salary	Status	Merit Increase	Longevity Increase	COLA	Union Contract Start Date	Union Contract End Date
Adams	40	6	\$99,750					Exempt	-	-	-		
Bond	40	6	\$76,669	\$57,637					-	X	-		
Brown			\$66,456						-	-	-		
Bureau	40		\$123,768						-	-	-		
Crawford	40	12	\$80,080						-	X	-		
Cumberland	40		\$44,096						-	X	-	12-01-2022	11-30-2025
DeWitt	40		\$86,528						-	-	-		
DuPage	37	15	\$175,545						-	-	X		
Edwards									-	-	-		
Effingham	40		\$88,009						-	-	-	12-01-2021	11-30-2025
Fulton									-	-	-		
Hamilton	40	20	\$62,316	\$55,972	\$312	\$520			X	X	X	12-01-2022	11-30-2025
Henry			\$99,000						-	-	-		
Iroquois									-	-	-		
Jackson	50	21	\$88,000						X	-	-	12-01-2023	11-30-2027
Johnson	40	4	\$54,767						-	-	X		
Kankakee	40	21	\$125,000	\$125,000					-	-	-		
Kendall	40	23	\$141,293	\$123,457				Exempt	-	-	X		
Lake	40	21	\$170,560	\$31,200			\$124,800	Non Exempt	X	-	X		
LaSalle	40		\$130,000					Exempt	-	-	X		

# 2025 Statewide Salary & Fringe Benefits Survey

## Chief Deputy Sheriff

Name of County	Avg. # of Weekly Hrs Worked in Job	Avg. Years of Service	Current Salary	Starting Salary	Step 1	Step 2	Maximum Salary	Status	Merit Increase	Longevity Increase	COLA	Union Contract Start Date	Union Contract End Date
Lee	40	19	\$100,100					Exempt	-	-	-		
Livingston	40	2	\$93,121					Exempt	-	-	X		
Macon	40		\$116,124						-	-	-		
Madison	40	2	\$117,582					Non-Exempt	-	-	X		
Marshall			\$87,360						-	-	-		
Mason	40		\$73,036						-	-	X		
Menard	43		\$88,154						-	-	-		
Montgomery	40		\$90,127						-	-	-		
Ogle	40	23	\$109,999					Exempt	-	-	X		
Putnam	19	25	\$42,590						-	-	X		
Randolph	40		\$74,376						-	-	-		
Richland									-	-	-		
Schuyler									-	-	-		
Stephenson	40	3	\$101,837	\$92,560				Exempt	-	X	X		
Washington	40								-	-	-		
Wayne									-	-	-		
Whiteside	40		\$102,960					Exempt	-	X	X		
Will				\$71,975	\$71,975	\$75,303	\$117,832		-	-	X	12-01-2021	11-30-2025
Williamson			\$95,000						-	-	-		
Woodford	55		\$106,559					Exempt	-	-	-		

# 2025 Statewide Salary & Fringe Benefits Survey

## Commander

Name of County	Avg. # of Weekly Hrs Worked in Job	Avg. Years of Service	Current Salary	Starting Salary	Step 1	Step 2	Maximum Salary	Status	Merit Increase	Longevity Increase	COLA	Union Contract Start Date	Union Contract End Date
Adams									-	-	-		
Bond									-	-	-		
Brown									-	-	-		
Bureau	20		\$32,718						-	-	-		
Crawford									-	-	-		
Cumberland									-	-	-		
DeWitt									-	-	-		
DuPage	40	22	\$146,051						-	-	X		
Edwards									-	-	-		
Effingham									-	-	-		
Fulton									-	-	-		
Hamilton									-	-	-		
Henry									-	-	-		
Iroquois									-	-	-		
Jackson									-	-	-		
Johnson									-	-	-		
Kankakee									-	-	-		
Kendall	40	4	\$125,593	\$115,848				Exempt	-	-	X		
Lake	42	9	\$111,384	\$32,760			\$131,040	Non Exempt	X	-	X		
LaSalle									-	-	-		

# 2025 Statewide Salary & Fringe Benefits Survey

## Commander

Name of County	Avg. # of Weekly Hrs Worked in Job	Avg. Years of Service	Current Salary	Starting Salary	Step 1	Step 2	Maximum Salary	Status	Merit Increase	Longevity Increase	COLA	Union Contract Start Date	Union Contract End Date
Lee									-	-	-		
Livingston									-	-	-		
Macon									-	-	-		
Madison									-	-	-		
Marshall									-	-	-		
Mason									-	-	-		
Menard									-	-	-		
Montgomery	40								-	-	-		
Ogle									-	-	-		
Putnam									-	-	-		
Randolph									-	-	-		
Richland									-	-	-		
Schuyler									-	-	-		
Stephenson									-	-	-		
Washington									-	-	-		
Wayne									-	-	-		
Whiteside									-	-	-		
Will				\$157,681					-	-	X		
Williamson									-	-	-		
Woodford									-	-	-		

# 2025 Statewide Salary & Fringe Benefits Survey

## Control Room Operator

Name of County	Avg. # of Weekly Hrs Worked in Job	Avg. Years of Service	Current Salary	Starting Salary	Step 1	Step 2	Maximum Salary	Status	Merit Increase	Longevity Increase	COLA	Union Contract Start Date	Union Contract End Date
Adams	40	1	\$43,680					Non-Exempt	-	X	-		11-30-2024
Bond									-	-	-		
Brown									-	-	-		
Bureau									-	-	-		
Crawford									-	-	-		
Cumberland									-	-	-		
DeWitt									-	-	-		
DuPage	37	3	\$109,048						-	-	X		
Edwards									-	-	-		
Effingham									-	-	-		
Fulton									-	-	-		
Hamilton									-	-	-		
Henry									-	-	-		
Iroquois									-	-	-		
Jackson	40	11	\$72,680						X	-	-	12-01-2023	11-30-2027
Johnson									-	-	-		
Kankakee									-	-	-		
Kendall	40	4	\$92,078	\$78,935				Non Exempt	-	-	X	12-01-2019	11-30-2024
Lake	40	2	\$52,000	\$49,920			\$70,720	Non Exempt	X	-	X		
LaSalle									-	-	-		

# 2025 Statewide Salary & Fringe Benefits Survey

## Control Room Operator

Name of County	Avg. # of Weekly Hrs Worked in Job	Avg. Years of Service	Current Salary	Starting Salary	Step 1	Step 2	Maximum Salary	Status	Merit Increase	Longevity Increase	COLA	Union Contract Start Date	Union Contract End Date
Lee									-	-	-		
Livingston									-	-	-		
Macon									-	-	-		
Madison									-	-	-		
Marshall									-	-	-		
Mason									-	-	-		
Menard									-	-	-		
Montgomery	40								-	-	-		
Ogle									-	-	-		
Putnam									-	-	-		
Randolph									-	-	-		
Richland									-	-	-		
Schuyler									-	-	-		
Stephenson									-	-	-		
Washington									-	-	-		
Wayne									-	-	-		
Whiteside	40		\$34,564					NonExempt	-	-	-		
Will									-	-	-		
Williamson									-	-	-		
Woodford	40		\$63,875					Non-Exempt	-	X	X		

# 2025 Statewide Salary & Fringe Benefits Survey

## Cook

Name of County	Avg. # of Weekly Hrs Worked in Job	Avg. Years of Service	Current Salary	Starting Salary	Step 1	Step 2	Maximum Salary	Status	Merit Increase	Longevity Increase	COLA	Union Contract Start Date	Union Contract End Date
Adams									-	-	-		
Bond									-	-	-		
Brown									-	-	-		
Bureau									-	-	-		
Crawford									-	-	-		
Cumberland									-	-	-		
DeWitt									-	-	-		
DuPage									-	-	-		
Edwards									-	-	-		
Effingham									-	-	-		
Fulton									-	-	-		
Hamilton									-	-	-		
Henry									-	-	-		
Iroquois									-	-	-		
Jackson	40	7	\$47,382						-	-	X		
Johnson									-	-	-		
Kankakee									-	-	-		
Kendall									-	-	-		
Lake	33	7	\$32,604	\$27,456			\$42,900	Non Exempt	X	-	X		
LaSalle									-	-	-		

# 2025 Statewide Salary & Fringe Benefits Survey

## Cook

Name of County	Avg. # of Weekly Hrs Worked in Job	Avg. Years of Service	Current Salary	Starting Salary	Step 1	Step 2	Maximum Salary	Status	Merit Increase	Longevity Increase	COLA	Union Contract Start Date	Union Contract End Date
Lee									-	-	-		
Livingston									-	-	-		
Macon									-	-	-		
Madison	40	13		\$39,957	\$42,536	\$43,618	\$46,046	Non-Exempt	-	-	X	12-01-2020	11-30-2024
Marshall									-	-	-		
Mason									-	-	-		
Menard									-	-	-		
Montgomery	35		\$42,843						-	-	-		
Ogle	40	7							-	-	-		
Putnam									-	-	-		
Randolph									-	-	-		
Richland									-	-	-		
Schuyler									-	-	-		
Stephenson									-	-	-		
Washington									-	-	-		
Wayne									-	-	-		
Whiteside	40		\$35,776					NonExempt	-	X	X		
Will				\$52,406	\$52,406	\$53,902	\$58,786		-	-	X	12-01-2021	11-30-2025
Williamson									-	-	-		
Woodford									-	-	-		

# 2025 Statewide Salary & Fringe Benefits Survey

## Correctional Officer

Name of County	Avg. # of Weekly Hrs Worked in Job	Avg. Years of Service	Current Salary	Starting Salary	Step 1	Step 2	Maximum Salary	Status	Merit Increase	Longevity Increase	COLA	Union Contract Start Date	Union Contract End Date
Adams	42	3	\$54,600					Non-Exempt	-	X	-		11-30-2024
Bond	40	10	\$49,933	\$34,840					-	X	-	12-01-2021	11-30-2024
Brown									-	-	-		
Bureau	40		\$55,278						-	X	-	12-01-2022	11-30-2026
Crawford	40	1	\$41,080						-	X	-		
Cumberland	40		\$43,867						-	X	-	12-01-2022	11-30-2025
DeWitt	42			\$48,048					-	-	-	12-01-2022	11-30-2026
DuPage	40	2	\$41,198	\$39,998					-	-	X	12-01-2020	11-30-2025
Edwards									-	-	-		
Effingham	40			\$47,839	\$54,517	\$55,403	\$60,737		-	-	-	12-01-2021	11-30-2025
Fulton	40	10	\$54,080	\$45,760			\$64,480		-	X	X	12-01-2022	11-30-2026
Hamilton									-	-	-		
Henry									-	-	-		
Iroquois	40	12	\$61,931	\$43,892					X	X	X	12-01-2021	11-30-2025
Jackson	50	24	\$87,000						X	-	-	12-01-2023	11-30-2027
Johnson									-	-	-		
Kankakee	40	9	\$51,424	\$49,850					-	X	-	12-01-2021	11-30-2024
Kendall	40	4	\$92,078	\$78,935				Non Exempt	-	-	X	12-01-2019	11-30-2024
Lake	40	10	\$89,440	\$31,200			\$124,800	Non Exempt	X	-	X		
LaSalle	40		\$63,791					Non-Exempt	-	X	X	12-01-2021	11-30-2026

# 2025 Statewide Salary & Fringe Benefits Survey

## Correctional Officer

Name of County	Avg. # of Weekly Hrs Worked in Job	Avg. Years of Service	Current Salary	Starting Salary	Step 1	Step 2	Maximum Salary	Status	Merit Increase	Longevity Increase	COLA	Union Contract Start Date	Union Contract End Date
Lee	42	3	\$66,326					Non Exempt	-	-	-	12-01-2023	11-30-2026
Livingston	40	17	\$64,189					Non-Exempt	-	-	X	12-01-2022	11-30-2025
Macon	40			\$46,800	\$50,271	\$52,715	\$77,723		-	-	-	12-01-2023	11-30-2026
Madison	40	8		\$57,179	\$60,570	\$67,330	\$82,826	Non-Exempt	-	-	X	12-01-2020	11-30-2023
Marshall									-	-	-		
Mason									-	-	-		
Menard	43		\$58,304						-	-	-		
Montgomery			\$59,863						-	-	-		
Ogle	42	5	\$65,033					Exempt	-	-	X		
Putnam									-	-	-		
Randolph	40		\$55,873						-	-	-		
Richland									-	-	-		
Schuyler									-	-	-		
Stephenson	40	5	\$65,367	\$42,500				Non-Exempt	-	X	X	01-01-2024	12-31-2027
Washington	40								-	-	-		
Wayne	40		\$75,608	\$42,993				Non-Exempt	-	-	X	12-01-2024	11-30-2027
Whiteside	42		\$61,676					NonExempt	-	-	X	12-01-2023	11-30-2026
Will				\$64,496	\$64,496	\$68,043	\$100,577		-	-	X	12-01-2021	11-30-2024
Williamson			\$53,000						-	-	-		
Woodford	42		\$67,901					Non-Exempt	-	X	X		

# 2025 Statewide Salary & Fringe Benefits Survey

## Deputy Sheriff Captain

Name of County	Avg. # of Weekly Hrs Worked in Job	Avg. Years of Service	Current Salary	Starting Salary	Step 1	Step 2	Maximum Salary	Status	Merit Increase	Longevity Increase	COLA	Union Contract Start Date	Union Contract End Date
Adams									-	-	-		
Bond									-	-	-		
Brown									-	-	-		
Bureau									-	-	-		
Crawford									-	-	-		
Cumberland	40		\$60,840						-	X	-	12-01-2022	11-30-2025
DeWitt									-	-	-		
DuPage									-	-	-		
Edwards									-	-	-		
Effingham									-	-	-		
Fulton									-	-	-		
Hamilton									-	-	-		
Henry									-	-	-		
Iroquois									-	-	-		
Jackson	50	25	\$89,000						X	-	-	12-01-2023	11-30-2027
Johnson									-	-	-		
Kankakee									-	-	-		
Kendall									-	-	X		
Lake	40	13	\$170,000					Exempt	X	-	X		
LaSalle	40		\$126,208					Exempt	-	-	X		

# 2025 Statewide Salary & Fringe Benefits Survey

## Deputy Sheriff Captain

Name of County	Avg. # of Weekly Hrs Worked in Job	Avg. Years of Service	Current Salary	Starting Salary	Step 1	Step 2	Maximum Salary	Status	Merit Increase	Longevity Increase	COLA	Union Contract Start Date	Union Contract End Date
Lee									-	-	-		
Livingston									-	-	-		
Macon									-	-	-		
Madison	40	24		\$90,730	\$96,637	\$102,523	\$111,592	Non-Exempt	-	-	X	12-01-2020	11-30-2023
Marshall									-	-	-		
Mason									-	-	-		
Menard	43		\$78,169						-	-	-		
Montgomery	40								-	-	-		
Ogle									-	-	-		
Putnam									-	-	-		
Randolph									-	-	-		
Richland			\$70,553						-	-	-		
Schuyler									-	-	-		
Stephenson									-	-	-		
Washington	40								-	-	-		
Wayne									-	-	-		
Whiteside									-	-	-		
Will									-	-	-	12-01-2021	11-30-2025
Williamson									-	-	-		
Woodford	40		\$103,456					Exempt	-	-	-		

# 2025 Statewide Salary & Fringe Benefits Survey

## Deputy Sheriff Investigator

Name of County	Avg. # of Weekly Hrs Worked in Job	Avg. Years of Service	Current Salary	Starting Salary	Step 1	Step 2	Maximum Salary	Status	Merit Increase	Longevity Increase	COLA	Union Contract Start Date	Union Contract End Date
Adams	40	8	\$81,120					Non-Exempt	-	X	-		11-30-2024
Bond									-	-	-		
Brown									-	-	-		
Bureau									-	-	-		
Crawford	40	7	\$62,816						-	X	-		
Cumberland									-	-	-		
DeWitt	40		\$62,400						-	-	-	12-01-2022	11-30-2026
DuPage									-	-	-		
Edwards									-	-	-		
Effingham									-	-	-		
Fulton	40	2	\$60,320	\$58,240			\$79,040		-	X	X	12-1-2022	11-30-2026
Hamilton									-	-	-		
Henry									-	-	-		
Iroquois	40	13	\$83,072	\$65,000					X	X	X	12-01-2021	11-30-2025
Jackson	50	21	\$74,505						X	-	-	12-01-2023	11-30-2027
Johnson									-	-	-		
Kankakee									-	-	-		
Kendall	40	4	\$100,772	\$77,748				Non Exempt	-	-	X	12-1-2023	11-30-2027
Lake	41	19	\$195,000	\$128,000			\$205,000	Exempt	X	-	X		
LaSalle	40		\$96,895					Non-Exempt	-	X	X	12-01-2022	11-30-2025

# 2025 Statewide Salary & Fringe Benefits Survey

## Deputy Sheriff Investigator

Name of County	Avg. # of Weekly Hrs Worked in Job	Avg. Years of Service	Current Salary	Starting Salary	Step 1	Step 2	Maximum Salary	Status	Merit Increase	Longevity Increase	COLA	Union Contract Start Date	Union Contract End Date
Lee	40	9	\$77,401					Non Exempt	-	-	-	12-01-2023	11-30-2026
Livingston	40	17	\$74,339					Non-Exempt	-	-	X	12-01-2022	11-30-2025
Macon	40		\$87,716						-	-	-		
Madison									-	-	-		
Marshall			\$63,000						-	-	-		
Mason									-	-	-		
Menard									-	-	-		
Montgomery	40		\$82,597						-	-	-		
Ogle	40	16	\$101,028					Exempt	-	-	X		
Putnam									-	-	-		
Randolph	40		\$72,137						-	-	-		
Richland			\$68,369						-	-	-		
Schuyler									-	-	-		
Stephenson	40	20	\$94,764	\$65,000				Exempt	-	X	X		
Washington	40								-	-	-		
Wayne	40		\$61,942	\$41,600				Non-Exempt	-	-	X	12-01-2024	11-30-2027
Whiteside	43		\$73,754					NonExempt	-	-	X	12-01-2023	11-30-2026
Will				\$71,975	\$71,975	\$75,303	\$117,832		-	-	X	12-01-2021	11-30-2025
Williamson			\$60,000						-	-	-		
Woodford	42		\$80,630					Exempt	-	-	-		

# 2025 Statewide Salary & Fringe Benefits Survey

## Deputy Sheriff Patrol Deputy

Name of County	Avg. # of Weekly Hrs Worked in Job	Avg. Years of Service	Current Salary	Starting Salary	Step 1	Step 2	Maximum Salary	Status	Merit Increase	Longevity Increase	COLA	Union Contract Start Date	Union Contract End Date
Adams	42	9	\$76,440					Non-Exempt	-	X	-		11-30-2024
Bond	40	14	\$67,851	\$56,134					-	X	-	12-01-2021	11-30-2024
Brown			\$62,993						-	-	-		
Bureau	40		\$64,140						-	X	-	12-01-2022	11-30-2026
Crawford	40	6	\$43,160	\$43,160					-	X	-		
Cumberland	40		\$54,496						-	X	-	12-01-2022	11-30-2025
DeWitt	40			\$54,080					-	-	-	12-01-2022	11-30-2026
DuPage									-	-	-		
Edwards	40	2	\$47,840						-	-	-		
Effingham	40			\$63,673	\$67,892	\$69,136	\$75,884		-	-	-	12-01-2021	11-30-2025
Fulton	40	6	\$60,320	\$54,080			\$76,960		-	X	X	12-1-2022	11-30-2026
Hamilton	40	2	\$55,972	\$55,972	\$312	\$520			X	X	X	12-01-2022	11-30-2025
Henry									-	-	-		
Iroquois	40	6	\$64,789	\$51,986					X	X	X	12-01-2021	11-30-2025
Jackson	50	9	\$64,043						X	-	-	12-01-2023	11-30-2027
Johnson	40	15	\$55,432						-	-	X		
Kankakee	40	9	\$65,834	\$56,482					-	X	-	12-01-2021	11-30-2024
Kendall	40	4	\$100,772	\$77,748				Non Exempt	-	-	X	12-01-2023	11-30-2027
Lake	41	19	\$195,000	\$128,000			\$205,000	Exempt	X	-	X		
LaSalle	40		\$76,700					Non-Exempt	-	X	X	12-01-2022	11-30-2025

# 2025 Statewide Salary & Fringe Benefits Survey

## Deputy Sheriff Patrol Deputy

Name of County	Avg. # of Weekly Hrs Worked in Job	Avg. Years of Service	Current Salary	Starting Salary	Step 1	Step 2	Maximum Salary	Status	Merit Increase	Longevity Increase	COLA	Union Contract Start Date	Union Contract End Date
Lee	42	7	\$71,935					Non-exempt	-	-	-	12-01-2023	11-30-2026
Livingston	40	17	\$74,339					Non-Exempt	-	-	X	12-01-2022	11-30-2025
Macon	40			\$61,466	\$71,659	\$75,400	\$95,662		-	-	-	12-01-2023	11-30-2026
Madison	40	12		\$60,382	\$63,877	\$71,032	\$87,360	Non-Exempt	-	-	X	12-01-2020	11-30-2023
Marshall									-	-	-		
Mason									-	-	-		
Menard	45		\$71,569						-	-	-		
Montgomery	40		\$70,928						-	-	-		
Ogle	42	6							-	-	-		
Putnam	40	10	\$68,640						-	-	X		
Randolph	40		\$72,137						-	-	-		
Richland									-	-	-		
Schuyler									-	-	-		
Stephenson	40	5	\$60,091	\$44,699				Non-Exempt	-	X	X	01-01-2024	12-31-2027
Washington	40								-	-	-		
Wayne	40		\$74,880	\$36,150				Non-Exempt	-	-	X	12-01-2024	11-30-2027
Whiteside	42		\$57,141					NonExempt	-	-	X	12-01-2023	11-30-2026
Will				\$71,975	\$71,975	\$75,303	\$117,832		-	-	X	12-01-2021	11-30-2025
Williamson									-	-	-		
Woodford	42		\$66,141					Non-Exempt	-	X	X		

# 2025 Statewide Salary & Fringe Benefits Survey

## Deputy Sheriff Sergeant

Name of County	Avg. # of Weekly Hrs Worked in Job	Avg. Years of Service	Current Salary	Starting Salary	Step 1	Step 2	Maximum Salary	Status	Merit Increase	Longevity Increase	COLA	Union Contract Start Date	Union Contract End Date
Adams	42	18	\$85,176					Non-Exempt	-	-	-		11-30-2024
Bond	40	28	\$72,966	\$57,134					-	X	-	12-01-2021	11-30-2024
Brown									-	-	-		
Bureau	40		\$84,978						-	X	-	12-01-2022	11-30-2026
Crawford	40	5	\$60,777						-	X	-		
Cumberland									-	-	-		
DeWitt	40			\$62,400					-	-	-	12-01-2022	11-30-2026
DuPage	40	15	\$116,191						-	-	X		
Edwards									-	-	-		
Effingham	40			\$66,029	\$70,421	\$71,685	\$78,712		-	-	-	12-01-2021	11-30-2025
Fulton	40	4	\$79,040	\$74,880			\$101,920		-	X	X	12-1-2022	11-30-2026
Hamilton									-	-	-		
Henry									-	-	-		
Iroquois	40	11	\$72,142	\$85,878					X	X	X	12-01-2021	11-30-2025
Jackson	50	23	\$73,671						X	-	-	12-01-2023	11-30-2027
Johnson									-	-	-		
Kankakee	40	18	\$81,373	\$81,373					-	X	-	12-1-2021	11-30-2024
Kendall	40	3	\$114,163	\$107,897				Exempt	-	-	X	12-1-2019	11-30-2024
Lake	41	19	\$140,712	\$31,980			\$127,920	Non Exempt	X	-	X		
LaSalle	40		\$101,395					Non-Exempt	-	X	X	12-01-2022	11-30-2025

# 2025 Statewide Salary & Fringe Benefits Survey

## Deputy Sheriff Sergeant

Name of County	Avg. # of Weekly Hrs Worked in Job	Avg. Years of Service	Current Salary	Starting Salary	Step 1	Step 2	Maximum Salary	Status	Merit Increase	Longevity Increase	COLA	Union Contract Start Date	Union Contract End Date
Lee	42	13	\$84,268					Non-Exempt	-	-	-	12-01-2023	11-30-2026
Livingston	40	23	\$76,648					Non-Exempt	-	-	X	12-01-2022	11-30-2025
Macon	40			\$88,819	\$90,229	\$91,638	\$110,727		-	-	-	12-01-2021	11-30-2024
Madison	40	16		\$77,085	\$82,098	\$87,110	\$94,806	Non-Exempt	-	-	X	12-01-2020	11-30-2023
Marshall			\$63,000						-	-	-		
Mason									-	-	-		
Menard									-	-	-		
Montgomery	40								-	-	-		
Ogle	42	15							-	-	-		
Putnam	40	16	\$74,880						-	-	X		
Randolph	40								-	-	-		
Richland									-	-	-		
Schuyler									-	-	-		
Stephenson	40	31	\$85,654	\$70,044				Non-Exempt	-	X	X	01-01-2024	12-31-2027
Washington	40								-	-	-		
Wayne	40		\$71,323	\$36,150				Non-Exempt	-	-	X	12-01-2024	11-30-2027
Whiteside	42		\$72,836					NonExempt	-	-	X	12-01-2023	11-30-2026
Will				\$112,227	\$112,227	\$115,004	\$136,412		-	-	X	12-01-2021	11-30-2025
Williamson									-	-	-		
Woodford	42		\$101,427					Exempt	-	-	-		

# 2025 Statewide Salary & Fringe Benefits Survey

## Deputy Sheriff Telecommunications Officer

Name of County	Avg. # of Weekly Hrs Worked in Job	Avg. Years of Service	Current Salary	Starting Salary	Step 1	Step 2	Maximum Salary	Status	Merit Increase	Longevity Increase	COLA	Union Contract Start Date	Union Contract End Date
Adams									-	-	-		
Bond	40	22	\$56,591	\$35,828					-	X	-	12-01-2021	11-30-2024
Brown									-	-	-		
Bureau									-	-	-		
Crawford	40	31	\$64,604						-	X	-		
Cumberland									-	-	-		
DeWitt	40			\$43,680					-	-	-	12-01-2022	11-30-2026
DuPage									-	-	-		
Edwards	40	7	\$42,680						-	-	-		
Effingham	40			\$44,326	\$45,804	\$47,283	\$56,388		-	-	-	12-01-2021	11-30-2025
Fulton	40	6	\$52,000	\$45,760			\$64,480		-	X	X	12-1-2022	11-30-2026
Hamilton									-	-	-		
Henry									-	-	-		
Iroquois	40	14	\$54,573	\$42,016					X	X	X	12-01-2021	11-30-2025
Jackson	40	15	\$59,425						X	-	-	12-01-2023	11-30-2027
Johnson									-	-	-		
Kankakee									-	-	-		
Kendall	40	11	\$71,199	\$55,741				Non Exempt	-	-	X	12-01-2022	11-30-2026
Lake									-	-	-		
LaSalle	40		\$47,920					Non-Exempt	-	X	X	12-01-2023	11-30-2027

# 2025 Statewide Salary & Fringe Benefits Survey

## Deputy Sheriff Telecommunications Officer

Name of County	Avg. # of Weekly Hrs Worked in Job	Avg. Years of Service	Current Salary	Starting Salary	Step 1	Step 2	Maximum Salary	Status	Merit Increase	Longevity Increase	COLA	Union Contract Start Date	Union Contract End Date
Lee	42	13	\$62,357					Non-exempt	-	-	-	12-01-2023	11-30-2026
Livingston									-	-	-		
Macon									-	-	-		
Madison	40	6		\$57,179	\$60,570	\$67,330	\$82,826	Non-Exempt	-	-	X	12-01-2020	11-30-2023
Marshall									-	-	-		
Mason									-	-	-		
Menard									-	-	-		
Montgomery	40		\$58,358						-	-	-		
Ogle									-	-	-		
Putnam	40	16	\$49,920	\$41,600					-	-	X		
Randolph	40		\$55,873						-	-	-		
Richland									-	-	-		
Schuyler									-	-	-		
Stephenson	40	4	\$55,994	\$36,587				Non-exempt	-	X	X	01-01-2024	12-31-2027
Washington									-	-	-		
Wayne	40		\$61,069	\$42,993				Non-Exempt	-	-	X	12-01-2024	11-30-2027
Whiteside	42		\$59,064					Exempt	-	-	X	12-01-2023	11-30-2026
Will									-	-	-	12-01-2021	11-30-2025
Williamson			\$76,000						-	-	-		
Woodford									-	-	-		

# 2025 Statewide Salary & Fringe Benefits Survey

## Sheriff Lieutenant

Name of County	Avg. # of Weekly Hrs Worked in Job	Avg. Years of Service	Current Salary	Starting Salary	Step 1	Step 2	Maximum Salary	Status	Merit Increase	Longevity Increase	COLA	Union Contract Start Date	Union Contract End Date
Adams									-	-	-		
Bond									-	-	-		
Brown									-	-	-		
Bureau									-	-	-		
Crawford									-	-	-		
Cumberland									-	-	-		
DeWitt									-	-	-		
DuPage	40	20	\$133,187						-	-	X		
Edwards									-	-	-		
Effingham	40			\$68,364	\$72,927	\$74,256	\$81,562		-	-	-	12-01-2021	11-30-2025
Fulton	40	18	\$99,840	\$97,760			\$131,040		-	X	X	12-1-2022	11-30-2026
Hamilton									-	-	-		
Henry									-	-	-		
Iroquois	40	18	\$94,467	\$87,469					X	X	X	12-01-2021	11-30-2025
Jackson	50	22	\$84,000						X	-	-	12-01-2023	11-30-2027
Johnson									-	-	-		
Kankakee	40	20	\$120,000	\$120,000					-	-	-	12-01-2023	11-30-2026
Kendall									-	-	-		
Lake	41	12		\$34,112			\$127,920	Non-Exempt	X	-	X		
LaSalle	40		\$104,395					Non-Exempt	-	-	X	12-01-2022	11-30-2025

# 2025 Statewide Salary & Fringe Benefits Survey

## Sheriff Lieutenant

Name of County	Avg. # of Weekly Hrs Worked in Job	Avg. Years of Service	Current Salary	Starting Salary	Step 1	Step 2	Maximum Salary	Status	Merit Increase	Longevity Increase	COLA	Union Contract Start Date	Union Contract End Date
Lee	40	24	\$96,250					Non-Exempt	-	-	-	12-01-2023	11-30-2026
Livingston	40	15	\$74,339					Non-Exempt	-	-	X	12-01-2022	11-30-2025
Macon	40			\$98,902	\$100,311	\$101,720	\$120,799		-	-	-	12-01-2021	11-30-2024
Madison	40	6		\$83,616	\$89,045	\$94,494	\$102,856	Non-Exempt	-	-	X	12-01-2020	11-30-2023
Marshall									-	-	-		
Mason									-	-	-		
Menard									-	-	-		
Montgomery	40								-	-	-		
Ogle									-	-	-		
Putnam									-	-	-		
Randolph									-	-	-		
Richland									-	-	-		
Schuyler									-	-	-		
Stephenson	40	24	\$96,137	\$44,699				Exempt	-	X	X		
Washington									-	-	-		
Wayne	40		\$85,363	\$36,150				Non-Exempt	-	-	X	12-01-2024	11-30-2027
Whiteside	40		\$91,665					Exempt	-	X	X		
Will				\$107,323	\$107,323	\$109,985	\$131,912		-	-	X	12-01-2021	11-30-2025
Williamson									-	-	-		
Woodford	42		\$101,427					Exempt	-	-	-		

# NEWPORT™

an ASCENSUS company

**Kevin Paulsen**

Principal  
Compensation Consulting Group

**Newport**

1930 St. Andrews Ct NE, Suite V  
Cedar Rapids, IA 52402  
Phone: 319-393-4836  
[Kevin.Paulsen@newportgroup.com](mailto:Kevin.Paulsen@newportgroup.com)

**Paige Brasili**

Associate Consultant  
Compensation Consulting Group

**Newport**

[Paige.Brasili@newportgroup.com](mailto:Paige.Brasili@newportgroup.com)