



United Counties Council of Illinois

2024 Statewide Salary & Fringe Benefits Survey

Ryan C. McCreery, Executive Director

February 2024

Officers

David Meyer, President
David Zimmerman, Vice President
Joseph Payette, Secretary
P.E. Cross, Treasurer

Executive Committee Members

David Meyer, Washington County
David Zimmerman, Tazewell County
P.E. Cross, Hamilton County
Joseph Payette, Carroll County
Matthew Prochaska, Kendall County
Mark Kern, St. Clair County
Samuel L. Newton, Stephenson County

Table of Contents

Introduction	1	Section 3: Fringe Benefits	29
Participating Counties	2	Holiday Schedule	30
Positions Surveyed	3	Vacation Schedule	31
Demographics	4	Conversion	31
Survey Definitions	5	Sick Leave/Basis for Using Sick Leave	32
Statistical Conversions	5	Rate of Pay Multiplier Currently Utilized	32
Contact Information	6	Education Benefits	34
Section 1: County Statistics	8	Clothing Benefits	35
Section 2a: Salary Schedule Budgets	17	Other Benefits	35
Section 2b: Salary Schedule Amounts	20	Section 4: Insurance	37
Elected Official Annualized Salary Schedule	21	Life Insurance	38
Administrative Exempt Annualized Salary Schedule	22	Dental Insurance	38
Administrative Nonexempt Annualized Salary Schedule	23	Health Insurance	39
Administrative Nonexempt Hourly Salary Schedule	24	Health Insurance Amounts	41
Public Works Annualized Salary Schedule	25	Dental Insurance Amounts	43
Public Works Hourly Salary Schedule	26	Appendix A: Supplemental Information	45
Sheriff/Police Annualized Salary Schedule	27		
Sheriff/Police Hourly Salary Schedule	28		

2024 Statewide Salary & Fringe Benefits Survey

Introduction

Newport Group, Inc. (“Newport”), a national compensation, retirement, and benefits consulting firm, was engaged by United Counties Council of Illinois (“UCCI”) to be the third party administrator for this year’s Statewide Salary & Fringe Benefits Survey. We are pleased to present the findings of the 2024 UCCI Statewide Salary & Fringe Benefits Survey. The survey was conducted via a web-based survey platform that launched in October 2023. The effective date of data is October 1, 2023.

The data contained in this report are based on responses from 44 Illinois counties. A profile and detailed list of survey participants can be found on the following pages.

This survey is designed to assist county officials in the preparation of annual budgets, negotiation of labor contracts and similar personnel related tasks. United Counties Council of Illinois conducts an annual survey of elected officials and public employee salaries and fringe benefits that outline details of 81 different positions. This survey addresses fringe benefits received by specific employee groups and salary schedules of identified positions within the counties.

The survey is divided up into four sections:

- Section I is County Statistics which includes information on population and the budget;
- Section II is the Salary Schedule of elected officials and County employees;
- Section III contains data analysis on Health and Welfare Fringe Benefits.
- Section IV contains data analysis on Insurance Benefits.

Contact Information

If you have any questions regarding this survey, please contact:

[Kevin Paulsen](#)

Principal

Compensation Consulting Group

[Newport](#)

1930 St. Andrews Ct NE, Suite V

Cedar Rapids, IA 52402

Phone: 319-393-4836

Kevin.Paulsen@newportgroup.com

[Paige Brasili](#)

Associate Consultant

Compensation Consulting Group

[Newport](#)

Paige.Brasili@newportgroup.com

2024 Statewide Salary & Fringe Benefits Survey

Participating Counties

County		
Adams County	Kendall County	Piatt County
Bond County	LaSalle County	Pike County
Bureau County	Lee County	Putnam County
Carroll County	Livingston County	Randolph County
Cumberland County	Macon County	Schuyler County
DeWitt County	Madison County	Stark County
Effingham County	Marshall County	Stephenson County
Fulton County	Mason County	Tazewell County
Gallatin County	McDonough County	Union County
Grundy County	McHenry County	Washington County
Hamilton County	Menard County	Whiteside County
Henry County	Montgomery County	Will County
Jackson County	Moultrie County	Williamson County
Jefferson County	Ogle County	Woodford County
Jo Daviess County	Peoria County	

2024 Statewide Salary & Fringe Benefits Survey

Positions Surveyed

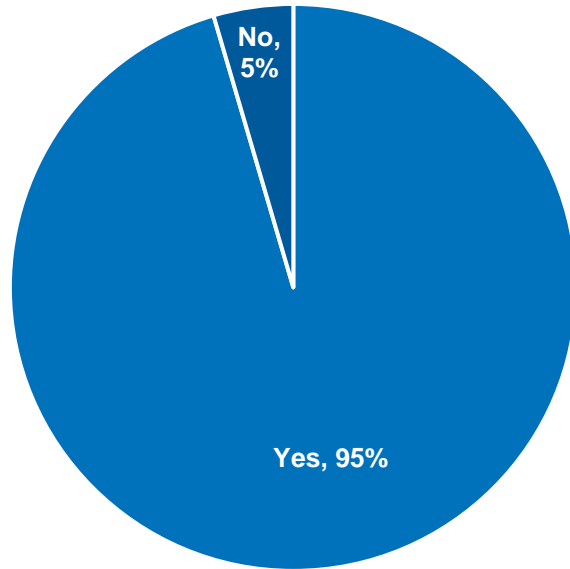
Elected	Administrative Exempt	Administrative Non-Exempt	Public Works
County Board Chairman	Assistant Director of Health Department	Accounting Clerk	Building Inspector
Board Member	County Administrator	Administrative Assistant	Civil Engineer
Circuit Clerk	County Coordinator/Assistant Administrator	Chief Deputy Circuit Clerk	Custodian/Housekeeper
Committee Chairman	Director of Animal Control	Chief Deputy County Clerk	Engineering Technician III
Coroner/Medical Examiner	Director of Building & Zoning	Chief Deputy Recorder	Equipment Operator
County Auditor	Director of Court Services	Chief Deputy Supervisor Assessments	Highway Foreman
County Clerk	Director of Data Processing	Chief Deputy Treasurer	Highway Maintenance
County Treasurer	Director of ESDA	Clerk	Labor Foreman
Recorder of Deeds	Director of Health Department	Executive/Judicial Secretary	Laborer
Sheriff	Director of Nursing Home	Facilities Services Manager	Maintainer II
States Attorney	Director of Parks and Recreation	GIS Coordinator	Maintenance Mechanic
Vice-Chairman	Director of Public Transportation	IT Support/IT Assistant	Maintenance Worker I
	Director of Purchasing	Legal Secretary	Mechanic
	Economic Development Director	Probation Officer	Nurse RN
	Emergency Management Agency Coordinator/Director	Tax Extension Specialist	Operator II
	Emergency Services/9-1-1 Coordinator	Victim/Witness Assistant	Sanitarian
	First Assistant State's Attorney	Youth Officer	
	Highway Engineer		
	Human Resources Director		
	Information Technology Director		
	Maintenance Director		
	Public Defender		
	Second Assistant State's Attorney		
	Supervisor of Assessments		

Sheriff
Bailiff
Chief Deputy Sheriff
Commander
Control Room Operator
Cook
Correctional Officer
Deputy Sheriff Captain
Deputy Sheriff Investigator
Deputy Sheriff Patrol Deputy
Deputy Sheriff Sergeant
Deputy Sheriff Telecommunications Officer
Sheriff Lieutenant

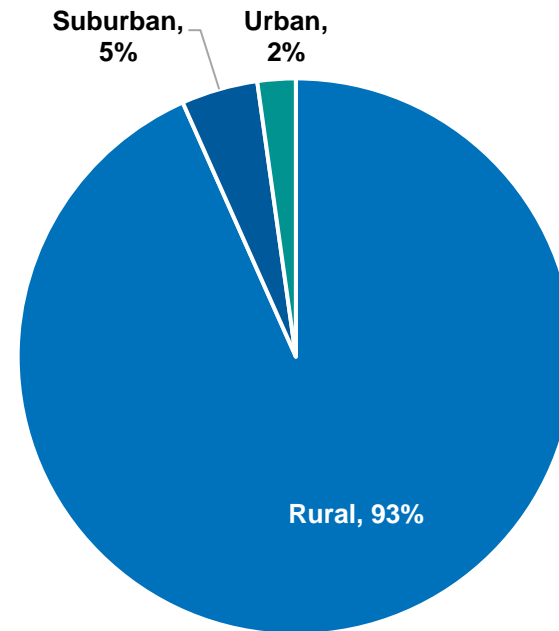
2024 Statewide Salary & Fringe Benefits Survey

Demographics

Are you a current member of UCCI?



Geography



2024 Statewide Salary & Fringe Benefits Survey

Survey Definitions

- **County Count:** Total number of counties reporting a match to the survey position.
- **Minimum or Starting Salary:** The smallest value or observation of a sample or starting rate provided.
- **25th Percentile:** Equals or exceeds the highest rate among the lowest 25% of all rates within a sample.
- **Median:** Statistical point at which half of the incumbents' salaries reported are above and half are below.
- **Average:** Simple average of the all rates within the sample.
- **75th Percentile:** Equals or exceeds the highest rate among the lowest 75% of all rates within a sample.
- **Maximum:** The largest value or observation of a sample.

Statistical Conversions

For statistical analysis, a conversion of salaries was completed in both annualized and hourly formats using the number of hours worked per week completed by participants. The calculations were made as follows:

- If the average hours worked per week was left blank, the hourly rate or salary amount provided was used.
- If the average hours worked per week was provided along with annualized pay, the hourly rate was computed accordingly. For non-exempt roles, the annualized amount was divided by 2080 hours to compute an hourly equivalent.

2024 Statewide Salary & Fringe Benefits Survey

Contact Information

Name of County:	County Board Chairperson/Commissioner:	Contact Person:	Phone:	Population:	Number of FT Employees:	Number of PT Employees:
Adams	R. Kent Snider	Ryan Niekamp	(217) 277-2150	65,737	-	-
Bond	Bernard Myers	Colleen Camp	(618) 664-0618	16,600	105	33
Bureau	Marshann Entwhistle	Sharon Schallhorn	(815) 876-3555	32,271	126	35
Carroll	Joseph Payette	Mike Doty	(815) 244-0228	14,700	65	50
Cumberland	Floyd Holkenbrink	Beverly Howard	(217) 849-2631	10,450	45	20
DeWitt	Dan Matthews	Dee Dee Rentmeister	(217) 935-7770	15,516	70	11
Effingham	Joshua Douthit	Angie Thompson	(217) 342-4990	34,668	163	45
Fulton	John Spangler	Staci L. Mayall	(309) 547-3041	33,197	179	30
Gallatin	Andrew Lunsford	Deanna Bryant	(618) 269-3025	4,900	40	2
Grundy	Chris Balkema	Mary Kucharz	(815) 941-3458	52,000	207	88
Hamilton	Kelly Woodrow	Heather Bowman	(618) 643-3571	7,911	41	17
Henry	Kippy Breeden	Erin Knackstedt	(309) 937-3400	49,214	332	160
Jackson	C. J. Calandro	Jennifer Huson	(618) 687-7240	52,565	350	100
Jefferson	-	-	-	-	154	49
Jo Daviess	LaDon Trost	Scott Toot	(815) 777-6557	22,035	117	12
Kendall	Matt Kellogg	Christina Burns	(630) 553-4142	137,254	321	73
LaSalle	Don Jensen	Melissa Pilch	(815) 617-4227	108,377	506	40
Lee	Robert Olson	Reid Mitchell	(815) 288-4477	33,848	165	77
Livingston	James Carley	Ginger Harris	(815) 842-9350	35,815	182	28
Macon	Kevin Greenfield	Jessie Smalley	(217) 425-5722	101,967	428	88
Madison	Kurt Prenzler	Emily Russell	(618) 296-4027	263,864	796	132
Marshall	Henry Gauwitz	Jill M. Kenyon	(309) 246-6325	11,749	43	34
Mason	Kenneth Walker	Summer R. Brown	(309) 543-6661 x 1	13,086	63	70

2024 Statewide Salary & Fringe Benefits Survey

Name of County:	County Board Chairperson/Commissioner:	Contact Person:	Phone:	Population:	Number of FT Employees:	Number of PT Employees:
McDonough	L. Scott Schwerer	Stacey Alexander	(309) 837-3120	26,828	245	64
McHenry	Michael Buehler	Holly Eddy	(815) 334-4219	310,229	1059	162
Menard	Robert Lott	Dara Worthington	(217) 632-4412	12,121	64	47
Montgomery	Douglas Donaldson	Trish Roemelin	(217) 532-9526	28,000	147	37
Moultrie	Billy Voyles	Pam Wittkowski	(217) 728-4389	14,526	59	37
Ogle	John Finrock	Amanda Jacinto	(815) 595-2020	51,449	237	31
Peoria	James Dillon	Shauna Musselman	(309) 672-6044	179,432	587	50
Piatt	Todd Henricks	Jake Johnson	(309) 657-6829	16,753	73	13
Pike	Andy Borrowman	Natalie Roseberry	(217) 285-6812	14,618	120	40
Putnam	Charlie Lenkaitis	Kevin Kunkel	(815) 925-7226	5,637	25	4
Randolph	Ronald G. White	Carol Best	(618) 826-500	30,163	94	32
Schuyler	Chet Esther	Cindy McClelland	(217) 322-3830	6,843	46	30
Stark	Kari Bush	Heather Hollis	(309) 286-5911	5,400	30	10
Stephenson	Scott Helms	Georgia Newcomer	(815) 235-8277	43,627	217	41
Tazewell	J. David Zimmerman	Roger B. Workheiser	(309) 478-5934	130,413	349	104
Union	Max Miller	Angela Knupp	(618) 833-5316	17,244	78	29
Washington	David Meyer	Shari Hempen	(618) 327-4800 x 141	13,761	82	45
Whiteside	Martin Koster	Amy Robbins	(815) 772-5100	58,498	274	72
Will	Judy Ogalla	Andrea Dolan	(815) 740-4635	696,757	2016	216
Williamson	Tim Atkisson	Julie Rendleman	(618) 998-2136	67,115	253	35
Woodford	Chuck Nagel	Deb Breyman	(309) 467-7343	38,470	134	40
Average				67,107	249	54

Section 1: County Statistics

2024 Statewide Salary & Fringe Benefits Survey

Name of County	Assessed Valuation (Taxable) FY2021-2022	Assessed Valuation (Taxable) FY2022-2023	Percent of Unionized Workforce (Current)	Total 2023 Expenditure Budget	General Fund Levy Rate (Tax Year 2022/ Payable 2023)	Special Revenue Funds Budget	Special Revenue Funds Levy Rate (Tax Year 2022/ Payable 2023)	Total Levy Rate (General Levy Rate + Special Levy Rate)
Adams	\$1,406,830,397	\$1,599,967,045	-	\$56,900,407	0.2584	\$36,734,355	0.5381	0.7965
Bond	-	\$295,555,782	51%	\$17,920,388	0.3620	\$2,179,295	0.7157	1.0777
Bureau	\$860,248,583	\$895,247,965	53%	\$9,802,789	0.2661	\$4,356,528	0.4993	0.7654
Carroll	-	\$449,601,059	60%	\$22,478,530	0.2547	\$16,924,643	0.5307	0.7854
Cumberland	\$208,430,076	-	44%	-	0.2874	-	0.4052	0.6926
DeWitt	\$666,451,471	-	50%	\$29,702,121	0.2489	\$4,479,399	0.4481	0.6970
Effingham	\$859,249,748	\$958,894,505	40%	\$29,849,021	0.2002	\$13,005,047	0.4126	0.6129
Fulton	\$571,037,731	-	50%	\$43,258,417	0.2407	-	1.1336	1.3743
Gallatin	\$89,915,793	-	5%	-	-	-	-	-
Grundy	\$2,438,157,760	-	-	\$57,368,186	0.2235	\$3,735,457	0.3539	0.5774
Hamilton	\$162,454,878	-	71%	\$33,118,660	0.3427	\$573,416	0.3530	0.6957
Henry	\$1,099,767,560	-	-	\$12,403,586	0.0081	-	-	-
Jackson	\$750,452,311	-	45%	\$22,650,000	0.4990	-	-	-
Jefferson	-	-	-	-	-	-	-	-
Jo Daviess	-	\$878,157,341	33%	\$43,146,104	0.3673	\$20,334,193	0.4772	0.8446
Kendall	\$4,125,581,150	\$4,600,671,784	38%	\$31,838,434	0.3293	\$19,554,933	0.2389	0.5682
LaSalle	\$3,141,923,741	-	80%	\$117,995,851	0.2311	\$8,719,939	0.0870	1.0082
Lee	\$896,294,573	\$964,223,859	70%	\$15,426,869	0.6640	\$20,577,322	0.1937	0.8577
Livingston	\$861,255,489	\$923,943,742	30%	\$14,547,379	0.3620	\$27,269,867	0.6834	1.0455
Macon	\$2,140,291,947	-	75%	\$78,194,897	0.2225	\$23,022,900	1.0376	1.2601
Madison	\$6,361,260,573	\$6,361,260,573	41%	\$58,666,643	0.0013	\$31,603,943	0.0037	0.0050
Marshall	\$393,299,374	\$393,299,374	0%	-	-	-	-	-
Mason	\$245,021,705	\$236,342,161	30%	\$6,995,009	0.5192	\$6,071,000	0.5397	1.0589
McDonough	\$573,042,406	-	9%	\$26,954,168	-	-	-	-

2024 Statewide Salary & Fringe Benefits Survey

Name of County	Assessed Valuation (Taxable) FY2021-2022	Assessed Valuation (Taxable) FY2022-2023	Percent of Unionized Workforce (Current)	Total 2023 Expenditure Budget	General Fund Levy Rate (Tax Year 2022/ Payable 2023)	Special Revenue Funds Budget	Special Revenue Funds Levy Rate (Tax Year 2022/ Payable 2023)	Total Levy Rate (General Levy Rate + Special Levy Rate)
McHenry	\$11,241,930,897	\$11,241,930,897	33%	\$92,641,557	0.3723	\$171,181,155	0.3238	0.6982
Menard	\$328,102,357	\$344,481,955	27%	\$5,226,221	0.3186	\$7,119,362	0.7164	1.0350
Montgomery	-	-	31%	\$9,276,793	0.1900	\$18,541,100	0.6169	0.8070
Moultrie	\$343,508,891	-	19%	\$8,886,415	0.0722	-	-	-
Ogle	\$1,766,156,746	\$1,851,901,912	30%	\$17,356,059	0.2700	\$13,405,135	0.4428	0.7127
Peoria	-	-	67%	\$150,926,755	0.1996	\$68,884,785	0.6245	0.8241
Piatt	\$596,468,802	-	60%	\$7,607,375	0.4900	-	-	0.4900
Pike	\$325,696,966	-	30%	\$6,097,098	0.3700	-	-	-
Putnam	\$243,899,175	\$223,408,238	0%	\$3,819,361	0.3700	\$1,189,687	0.6088	0.9788
Randolph	\$592,227,418	\$620,785,638	-	\$9,486,205	0.4535	-	-	-
Schuyler	\$160,268,360	\$173,754,829	23%	\$11,802,475	0.4482	\$8,507,944	0.9600	1.1700
Stark	\$177,691,213	-	43%	\$3,697,138	0.3700	-	0.4420	0.8120
Stephenson	-	-	60%	\$63,735,821	0.6852	-	0.6651	1.3504
Tazewell	\$2,863,859,273	\$2,863,859,273	39%	\$15,535,958	0.2110	\$9,492,776	0.3315	0.5425
Union	\$240,897,995	-	50%	\$45,578,107	0.0922	-	1.3098	1.4020
Washington	\$376,229,771	-	17%	\$20,450,392	0.5843	\$8,289,704	0.6681	1.2524
Whiteside	\$1,061,315,434	\$1,061,315,434	26%	\$18,836,769	0.2700	\$10,557,687	0.7025	0.9725
Will	-	\$25,212,934,046	70%	\$255,095,963	0.0037	\$529,920,045	0.0019	0.0056
Williamson	\$1,163,950	\$1,216,012	90%	\$195,475,730	-	-	-	-
Woodford	\$1,031,388,552	\$1,031,388,552	52%	\$36,835,915	0.0972	\$3,884,473	0.3769	0.4741
Average	\$1,366,715,918	\$2,747,136,608	42%	\$42,689,639	0.3015	\$38,932,717	0.5286	0.8309

2024 Statewide Salary & Fringe Benefits Survey

Name of County	I.M.R.F - BUDGET	I.M.R.F - LEVY RATE	County Highway - BUDGET	County Highway - LEVY RATE	County Bridge - BUDGET	County Bridge - LEVY RATE	Mental Health - BUDGET	Mental Health - LEVY RATE
Adams	\$1,600,128	0.1130	\$1,100,141	0.0780	\$400,102	0.0280	\$575,112	0.0410
Bond	\$388,000	0.1310	\$242,500	0.0820	\$121,250	0.0410	\$145,000	0.0490
Bureau	\$555,000	0.0630	\$1,032,000	0.1180	\$430,000	0.0490	\$350,000	0.0400
Carroll	\$431,563	0.0950	\$1,190,407	0.0930	\$2,017,310	0.0460	\$405,250	0.0900
Cumberland	\$160,000	0.0760	\$120,000	0.0570	\$52,500	0.0250	\$0	0.0000
DeWitt	\$335,000	0.0440	\$2,296,649	0.0850	\$2,500,412	0.0330	\$615,000	0.0720
Effingham	\$1,090,000	0.1130	\$436,000	0.0450	\$102,000	0.0100	\$160,000	0.0160
Fulton	\$1,700,000	0.3050	\$600,000	0.1000	\$300,000	0.0500	\$474,945	0.0850
Gallatin	\$210,000	-	\$85,000	-	\$42,500	-	\$0	-
Grundy	-	-	-	-	-	-	-	-
Hamilton	\$55,261	0.0340	\$130,000	0.0800	\$62,370	0.0380	-	-
Henry	-	-	-	-	-	-	-	-
Jackson	\$1,250,000	-	\$810,000	-	\$66,500	-	\$477,000	-
Jefferson	-	-	-	-	-	-	-	-
Jo Daviess	\$563,570	0.0650	\$1,203,650	0.1380	\$371,574	0.0420	\$355,706	0.0410
Kendall	\$2,396,138	0.0580	\$1,497,586	0.0360	\$499,195	0.0120	\$1,023,144	0.0240
LaSalle	\$5,232,965	0.1500	\$3,902,300	0.0960	\$5,790,057	0.0480	\$2,620,121	0.0780
Lee	\$0	0.0000	\$2,015,575	0.1150	\$520,000	0.0310	\$0	0.0000
Livingston	\$955,000	0.1030	\$845,000	0.0910	\$450,000	0.0480	\$1,306,305	0.1410
Macon	\$1,682,598	0.0790	\$2,602,429	0.0900	\$1,750,000	0.0450	\$5,152,956	0.1500
Madison	\$3,975,000	0.0890	\$5,730,697	0.0710	\$1,792,000	0.0170	\$3,213,664	0.0490
Marshall	\$700,000	-	\$330,000	-	\$175,000	-	\$52,530	-
Mason	\$700,000	0.2380	\$160,000	0.0540	\$140,950	0.0480	\$0	0.0000
McDonough	\$1,065,000	-	\$1,417,105	-	\$350,000	-	\$409,530	-

2024 Statewide Salary & Fringe Benefits Survey

Name of County	I.M.R.F - BUDGET	I.M.R.F - LEVY RATE	County Highway - BUDGET	County Highway - LEVY RATE	County Bridge - BUDGET	County Bridge - LEVY RATE	Mental Health - BUDGET	Mental Health - LEVY RATE
McHenry	\$4,713,227	0.0440	\$9,429,500	0.0800	\$2,900,000	0.0050	\$11,694,732	0.1020
Menard	\$407,540	0.1130	\$345,697	0.1020	\$167,814	0.0490	\$35,156	0.0100
Montgomery	\$577,262	0.1110	\$1,603,802	0.0930	\$820,200	0.0460	\$748,556	0.1250
Moultrie	\$200,000	0.0580	\$350,000	0.1000	\$175,000	0.0500	\$325,000	0.0940
Ogle	\$1,250,000	-	\$3,062,000	-	\$1,916,000	-	\$1,060,643	-
Peoria	\$3,020,000	0.0799	\$5,020,280	0.1000	\$2,112,350	0.0500	-	-
Piatt	\$1,214,035	0.2270	\$533,198	0.1000	\$266,599	0.0500	\$0	0.0000
Pike	\$370,000	-	\$325,696	0.1000	\$162,848	0.0500	\$162,848	0.0500
Putnam	\$250,000	0.1240	\$200,956	0.1000	\$100,478	0.5000	-	-
Randolph	\$1,820,500	0.0860	\$532,173	0.0270	\$80,000	0.0030	-	-
Schuyler	\$362,424	0.2140	\$535,800	0.0890	\$350,000	0.0320	\$70,000	0.0410
Stark	\$85,600	0.0440	\$450,561	0.1000	\$75,000	0.4390	-	-
Stephenson	\$1,296,751	0.1650	\$630,000	0.0800	\$310,000	0.0390	\$340,000	0.0430
Tazewell	\$1,388,402	0.0480	\$1,920,466	0.0670	\$859,186	0.0300	\$503,858	0.0170
Union	\$307,195	0.1220	\$1,318,485	0.0580	\$141,476	0.0310	\$6,500	0.0020
Washington	\$405,000	0.1070	\$1,106,250	0.0970	\$270,000	0.0240	\$121,946	0.0310
Whiteside	\$2,600,000	0.1940	\$2,267,224	0.1000	\$1,265,000	0.0500	\$1,155,050	0.1120
Will	\$18,739,300	0.0580	\$13,362,554	0.0270	\$1,531,000	0.0020	\$10,000,000	0.0360
Williamson	\$2,001,276	-	\$2,400,000	-	\$690,875	-	\$500,000	-
Woodford	\$30,000	0.0290	\$986,831	0.0950	\$493,415	0.0470	\$258,812	0.0250
Average	\$1,611,798	0.1053	\$1,808,012	0.0841	\$795,633	0.0602	\$1,231,093	0.0521

2024 Statewide Salary & Fringe Benefits Survey

Name of County	Federal Highway Matching - BUDGET	Federal Highway Matching - LEVY RATE	Health - BUDGET	Health - LEVY RATE	T.B. Care - BUDGET	T.B. Care - LEVY RATE	Liability Insurance - BUDGET	Liability Insurance - LEVY RATE
Adams	\$680,061	0.0480	\$25,041	0.0020	\$65,136	0.0050	\$650,096	0.0460
Bond	\$121,250	0.0410	\$145,000	0.0490	-	-	\$300,000	0.1010
Bureau	\$430,000	0.0490	\$100,000	0.0490	-	-	\$970,000	0.1110
Carroll	\$1,856,890	0.0460	\$579,181	0.0030	-	-	\$220,392	0.0440
Cumberland	\$52,500	0.0250	\$45,000	0.0210	\$0	0.0000	\$163,500	0.0780
DeWitt	\$2,358,227	0.0260	\$250,301	0.0350	\$11,000	0.0010	\$841,421	0.0710
Effingham	\$147,000	0.0150	\$190,000	0.0190	-	-	\$650,000	0.0670
Fulton	\$300,000	0.5000	\$380,000	0.0680	\$86,873	0.0150	\$725,000	0.1300
Gallatin	\$42,500	-	\$57,326	-	\$0	-	\$88,000	-
Grundy	-	-	-	-	-	-	-	-
Hamilton	\$70,000	0.0430	\$26,000	0.0010	-	-	\$108,185	0.0660
Henry	-	-	-	-	-	-	-	-
Jackson	\$408,000	-	\$730,000	-	\$55,300	-	\$600,000	-
Jefferson	-	-	-	-	-	-	-	-
Jo Daviess	\$370,527	0.0420	\$347,651	0.0400	-	-	\$442,381	0.0510
Kendall	\$0	-	\$1,508,725	0.0360	\$30,117	0.0000	\$1,303,271	0.0310
LaSalle	\$4,154,795	0.0480	\$3,272,550	0.0210	-	-	\$5,643,937	0.1700
Lee	\$1,556,845	0.0350	\$1,591,542	0.0060	\$12,500	0.0020	\$0	0.0000
Livingston	\$450,000	0.0480	\$462,000	0.0500	\$27,000	0.0020	\$770,000	0.0830
Macon	\$1,250,065	0.0450	\$7,231,781	0.0850	\$0	0.0000	\$1,918,344	0.1050
Madison	\$1,990,000	0.0110	\$3,722,451	0.0200	-	-	\$3,339,820	0.0350
Marshall	\$175,000	-	\$75,000	-	\$0	-	\$472,000	-
Mason	\$140,950	0.0480	\$170,000	0.0580	\$0	0.0000	\$300,000	0.1020
McDonough	\$430,000	-	\$344,260	-	\$50,000	-	\$1,384,412	-

2024 Statewide Salary & Fringe Benefits Survey

Name of County	Federal Highway Matching - BUDGET	Federal Highway Matching - LEVY RATE	Health - BUDGET	Health - LEVY RATE	T.B. Care - BUDGET	T.B. Care - LEVY RATE	Liability Insurance - BUDGET	Liability Insurance - LEVY RATE
McHenry	\$913,483	0.0090	-	-	-	-	\$4,020,172	0.0270
Menard	\$167,814	0.0490	-	-	\$12,057	0.0030	\$374,616	0.1080
Montgomery	\$720,000	0.0460	\$4,576,630	0.1220	-	-	\$390,860	0.0740
Moultrie	\$175,000	0.0500	\$140,000	0.0410	-	-	\$0	0.0000
Ogle	\$1,875,000	-	\$873,265	-	\$35,077	-	-	-
Peoria	\$1,815,425	0.0250	\$9,148,640	0.0405	-	-	\$3,712,450	0.1175
Piatt	\$266,599	0.0500	\$204,793	0.0680	\$0	0.0000	\$262,500	0.0490
Pike	\$162,848	0.0500	\$325,696	0.1000	\$24,427	0.0070	\$609,335	-
Putnam	\$100,478	0.5000	\$28,665	0.0140	-	-	\$227,110	0.1130
Randolph	\$500,000	0.0480	\$219,846	0.0290	-	-	\$648,500	0.0730
Schuyler	\$200,000	0.3400	-	-	\$10,000	0.0030	\$238,461	0.1100
Stark	\$195,500	0.4390	\$88,927	0.0030	-	-	\$227,800	0.1260
Stephenson	\$310,000	0.0390	\$40,722	0.0050	\$58,665	0.0070	\$840,000	0.1060
Tazewell	\$716,741	0.0250	\$1,036,704	0.0360	-	-	\$1,974,465	0.0680
Union	\$140,890	0.0340	\$39,000	0.0170	\$6,500	0.0020	\$497,524	0.1140
Washington	\$715,000	0.0500	\$486,234	0.0350	\$0	0.0000	\$165,000	0.0790
Whiteside	\$466,600	0.0500	-	-	-	-	\$1,203,813	0.0970
Will	\$60,000	0.0000	\$43,807,539	0.0390	\$863,697	0.0020	\$4,158,908	0.0110
Williamson	-	-	-	-	-	-	\$1,315,000	-
Woodford	\$493,415	0.0470	\$143,000	0.0130	-	-	\$659,000	0.0630
Average	\$674,485	0.0859	\$2,289,263	0.0363	\$61,289	0.0029	\$1,060,407	0.0773

2024 Statewide Salary & Fringe Benefits Survey

Name of County	F.I.C.A - BUDGET	F.I.C.A - LEVY RATE	Workers Comp - BUDGET	Workers Comp - LEVY RATE	Unemployment - BUDGET	Unemployment - LEVY RATE	Bond & Interest - BUDGET	Bond & Interest - LEVY RATE
Adams	\$1,300,051	0.0920	-	-	-	-	-	-
Bond	\$422,000	0.1420	-	-	\$30,000	0.0100	-	-
Bureau	\$489,528	0.0560	-	-	-	-	-	-
Carroll	\$309,588	0.0580	-	-	-	-	-	-
Cumberland	\$200,000	0.0950	\$50,000	0.0230	\$1,000	0.0000	\$0	0.0000
DeWitt	\$395,000	0.0420	-	-	\$24,000	0.0040	-	-
Effingham	\$850,000	0.0880	-	-	-	-	-	-
Fulton	\$700,000	0.1250	-	-	-	-	\$48,172	0.0080
Gallatin	\$98,000	-	\$0	-	\$0	-	\$0	-
Grundy	-	-	-	-	-	-	-	-
Hamilton	\$55,000	0.0330	\$70,000	0.0430	\$20,000	0.0120	-	-
Henry	-	-	-	-	-	-	-	-
Jackson	\$200,000	-	\$650,000	-	\$100,000	-	\$200,000	-
Jefferson	-	-	-	-	-	-	-	-
Jo Daviess	-	-	-	-	-	-	-	-
Kendall	\$1,597,425	0.0380	\$0	-	\$0	-	\$0	-
LaSalle	\$2,745,485	0.0770	-	-	-	-	-	-
Lee	\$0	0.0000	\$0	0.0000	\$0	0.0000	\$0	0.0000
Livingston	\$755,100	0.0810	-	-	\$5,000	0.0000	-	-
Macon	\$1,434,727	0.0790	\$0	0.0000	\$0	0.0000	\$0	0.0000
Madison	\$3,690,500	0.0530	-	-	-	-	-	-
Marshall	\$220,000	-	\$0	-	\$100	-	\$0	-
Mason	\$270,000	0.0920	\$0	0.0000	\$0	0.0000	\$0	0.0000
McDonough	\$967,500	-	-	-	-	-	\$213,600	-

2024 Statewide Salary & Fringe Benefits Survey

Name of County	F.I.C.A - BUDGET	F.I.C.A - LEVY RATE	Workers Comp - BUDGET	Workers Comp - LEVY RATE	Unemployment - BUDGET	Unemployment - LEVY RATE	Bond & Interest - BUDGET	Bond & Interest - LEVY RATE
McHenry	\$4,102,818	0.0290	-	-	-	-	-	-
Menard	\$334,200	0.0890	\$49,348	0.0150	\$44,533	0.0120	\$390,000	0.1120
Montgomery	\$648,148	0.1210	\$62,535	0.1210	\$48,772	-	-	-
Moultrie	\$235,000	0.0680	\$80,000	0.0230	\$10,000	0.0020	-	-
Ogle	\$957,000	-	-	-	-	-	-	-
Peoria	\$3,250,000	0.0900	-	-	-	-	\$3,762,300	-
Piatt	\$0	0.0000	\$0	0.0000	\$90,000	0.0160	\$117,947	0.0220
Pike	\$451,000	-	-	-	-	-	-	-
Putnam	\$194,000	0.0960	\$25,000	0.0120	\$5,000	0.0020	-	-
Randolph	\$950,000	0.0550	-	-	-	-	\$860,053	0.0740
Schuyler	\$195,000	0.1340	-	-	-	-	-	-
Stark	\$142,600	0.8250	-	-	-	-	-	-
Stephenson	\$509,059	0.0640	-	-	-	-	\$435,030	-
Tazewell	\$1,092,954	0.0380	-	-	-	-	-	-
Union	\$422,741	0.1550	-	0.0000	\$86,487	0.0000	\$994,681	0.0890
Washington	\$431,000	0.0770	\$135,000	0.0790	\$15,900	0.0790	\$0	0.0000
Whiteside	\$1,600,000	0.0970	-	-	-	-	-	-
Will	\$10,216,152	0.0280	\$5,851,027	0.0080	\$474,875	-	-	-
Williamson	\$1,989,471	-	\$3,104,980	-	-	-	-	-
Woodford	-	-	-	-	-	-	-	-
Average	\$1,139,001	0.0974	\$592,817	0.0249	\$47,783	0.0098	\$413,046	0.0305

Section 2a: Salary Schedule Budgets

2024 Statewide Salary & Fringe Benefits Survey

Name of County	Public Works - FY2022-2023	Public Works - FY2023-2024	Administrative Non-Exempt - FY2022-2023	Administrative Non-Exempt - FY2023-2024	Administrative Exempt - FY2022-2023	Administrative Exempt - FY2023-2024	Sheriff - FY2022-2023	Sheriff - FY2023-2024	Union - FY2022-2023	Union - FY2023-2024
Adams	5.0%	5.0%	4.0%	4.0%	3.0%	3.0%	5.0%	5.0%	5.0%	5.0%
Bond	3.0%	0.0%	-	-	-	-	2.4%	2.3%	2.5%	2.5%
Bureau	-	-	-	-	-	-	-	-	-	-
Carroll	3.0%	3.0%	3.0%	3.0%	3.0%	3.0%	3.0%	3.0%	3.0%	3.0%
Cumberland	-	-	-	-	-	-	-	-	6.0%	6.0%
DeWitt	3.0%	4.0%	3.0%	5.0%	3.0%	5.0%	4.0%	5.0%	4.0%	5.0%
Effingham	8.0%	3.0%	8.0%	3.0%	8.0%	3.0%	8.0%	3.0%	8.0%	3.0%
Fulton	1.5%	2.7%	4.0%	2.7%	-	4.0%	-	2.7%	4.0%	2.7%
Gallatin	3.0%	3.0%	3.0%	5.0%	3.0%	3.0%	6.0%	9.0%	-	-
Grundy	-	-	-	-	5.0%	5.0%	3.0%	3.0%	3.0%	3.0%
Hamilton	-	-	-	-	11.0%	5.0%	-	-	9.0%	8.0%
Henry	-	-	-	-	-	-	-	-	-	-
Jackson	-	-	-	-	-	-	-	-	-	-
Jefferson	0.0%	0.0%	3.0%	3.0%	3.0%	3.0%	3.0%	3.0%	3.0%	3.0%
Jo Daviess	2.7%	2.7%	5.0%	5.0%	5.0%	5.0%	6.0%	5.0%	2.7%	2.7%
Kendall	5.0%	4.0%	3.0%	2.0%	3.0%	2.0%	19.8%	1.9%	-	-
LaSalle	3.0%	3.0%	3.0%	5.0%	3.0%	5.0%	4.0%	6.0%	4.0%	4.0%
Lee	-	-	-	-	-	-	-	-	-	-
Livingston	20.0%	7.0%	7.0%	7.0%	7.0%	7.0%	9.0%	5.5%	8.0%	5.5%
Macon	-	-	-	-	-	-	-	-	-	-
Madison	2.5%	2.2%	2.5%	2.2%	4.0%	3.7%	3.0%	3.0%	2.5%	2.2%
Marshall	-	-	-	-	-	-	-	-	-	-
Mason	2.0%	2.0%	2.0%	2.0%	2.0%	2.0%	2.0%	2.0%	2.0%	2.0%
McDonough	4.5%	4.5%	4.0%	5.0%	5.2%	3.0%	-	2.9%	3.5%	3.5%

2024 Statewide Salary & Fringe Benefits Survey

Name of County	Public Works - FY2022-2023	Public Works - FY2023-2024	Administrative Non-Exempt - FY2022-2023	Administrative Non-Exempt - FY2023-2024	Administrative Exempt - FY2022-2023	Administrative Exempt - FY2023-2024	Sheriff - FY2022-2023	Sheriff - FY2023-2024	Union - FY2022-2023	Union - FY2023-2024
McHenry	4.0%	4.0%	4.0%	4.0%	4.0%	4.0%	4.0%	4.0%	2.6%	2.6%
Menard	-	-	4.0%	3.0%	4.0%	3.0%	4.0%	3.0%	-	-
Montgomery	-	-	-	-	-	-	-	-	-	-
Moultrie	-	-	-	-	-	-	-	-	-	-
Ogle	-	3.0%	-	3.0%	-	3.0%	-	-	-	-
Peoria	2.7%	2.5%	2.7%	4.0%	3.0%	3.0%	1.7%	-	2.6%	4.3%
Piatt	-	-	-	4.0%	-	-	-	4.6%	-	-
Pike	-	-	-	-	-	-	-	-	-	-
Putnam	3.0%	3.0%	3.0%	3.0%	3.0%	3.0%	3.0%	3.0%	-	-
Randolph	-	-	2.2%	-	2.2%	-	50.0%	-	2.2%	-
Schuyler	-	-	-	-	-	-	-	-	-	-
Stark	-	-	-	-	-	-	-	-	-	-
Stephenson	2.7%	2.7%	3.0%	5.0%	3.0%	5.0%	2.7%	5.0%	3.0%	5.0%
Tazewell	-	-	5.0%	4.0%	5.0%	4.0%	5.0%	-	3.0%	4.0%
Union	2.5%	6.0%	3.0%	6.0%	3.0%	6.0%	3.0%	5.0%	2.0%	6.0%
Washington	0.0%	0.0%	5.0%	4.0%	5.0%	4.0%	4.0%	4.0%	5.0%	4.0%
Whiteside	5.0%	5.5%	5.0%	5.5%	5.0%	5.5%	5.0%	5.5%	5.0%	5.5%
Will	3.0%	6.5%	3.0%	4.0%	3.0%	4.0%	5.0%	6.5%	3.0%	6.5%
Williamson	-	-	-	-	-	-	2.0%	-	-	-
Woodford	-	-	-	-	-	-	-	-	10.0%	-
Median	3.0%	3.0%	3.0%	4.0%	3.0%	4.0%	4.0%	4.0%	3.0%	4.0%

Section 2b: Salary Schedule Amounts

2024 Statewide Salary & Fringe Benefits Survey

Elected Official Annualized Salary Schedule

	# Counties	25th Percentile	Median	75th Percentile	Per Diem Median
Board Member	22	\$2,875	\$6,601	\$15,448	\$65
Circuit Clerk	44	\$62,742	\$72,466	\$84,030	*
Committee Chairman	11	\$750	\$2,500	\$12,840	\$68
Coroner/Medical Examiner	43	\$21,800	\$40,591	\$61,000	*
County Auditor	9	\$53,575	\$67,995	\$98,936	*
County Board Chairman	33	\$6,000	\$8,219	\$25,341	\$78
County Clerk	44	\$65,106	\$72,864	\$85,663	*
County Treasurer	43	\$61,723	\$72,608	\$82,400	*
Recorder of Deeds	7	\$46,467	\$67,995	\$86,060	*
Sheriff	44	\$122,330	\$154,477	\$157,949	*
States Attorney	44	\$152,912	\$188,754	\$197,436	*
Vice-Chairman	11	\$1,200	\$3,300	\$12,840	\$60

County Board Chairman	# Counties	Part-Time	Full-Time	Elected at Large
	38	61%	18%	47%

Note: results indicate paid amounts only. When nothing is paid for salary or per diem, it is excluded in the compilation.

2024 Statewide Salary & Fringe Benefits Survey

Administrative Exempt Annualized Salary Schedule

	# Counties	Starting Salary	25th Percentile	Median	75th Percentile
Assistant Director of Health Department	9	*	\$70,054	\$89,814	\$94,902
County Administrator	17	\$77,789	\$90,851	\$107,625	\$134,008
County Coordinator/Assistant County Administrator	8	*	\$70,375	\$109,743	\$134,870
Director of Animal Control	33	\$44,450	\$31,231	\$44,491	\$61,023
Director of Building & Zoning	25	\$56,400	\$46,963	\$64,417	\$91,658
Director of Court Services	17	\$77,530	\$79,313	\$86,500	\$113,753
Director of Data Processing	2	*	*	*	*
Director of Health Department	28	\$72,342	\$83,102	\$99,289	\$113,303
Director of Nursing Home	6	*	\$92,625	\$108,124	\$147,932
Director of Parks & Recreation	1	*	*	*	*
Director of Public Transportation	2	*	*	*	*
Director of Purchasing	5	*	\$75,966	\$88,541	\$110,760
Economic Development Director	4	*	*	*	*
Emergency Management Agency Coordinator/Director	39	\$44,860	\$24,000	\$51,052	\$70,727
Emergency Services/9-1-1 Coordinator	26	*	\$55,014	\$72,760	\$84,528
First Assistant State's Attorney	30	\$81,159	\$83,420	\$95,750	\$115,875
Highway Engineer	40	\$86,079	\$115,942	\$124,150	\$138,730
Human Resources Director	13	*	\$61,588	\$77,250	\$125,059
IT Director	21	\$80,648	\$73,949	\$85,600	\$109,497
Maintenance Director	23	\$63,906	\$57,928	\$67,443	\$90,000
Public Defender	41	\$112,282	\$82,114	\$140,268	\$177,692
Second Assistant State's Attorney	20	*	\$75,580	\$90,743	\$99,500
Supervisor of Assessments	42	\$64,782	\$63,093	\$70,312	\$81,072

* insufficient data

Note: Due to differences in sample size/# of participants, the Starting Salary and Percentiles will vary

2024 Statewide Salary & Fringe Benefits Survey

Administrative Nonexempt Annualized Salary Schedule

	# Counties	Starting Salary	25th Percentile	Median	75th Percentile
Accounting Clerk	17	\$31,943	\$36,277	\$42,120	\$50,674
Administrative Assistant	19	\$33,397	\$34,736	\$43,784	\$47,840
Chief Deputy Circuit Clerk	35	\$39,752	\$38,984	\$47,798	\$62,680
Chief Deputy County Clerk	37	\$38,263	\$39,410	\$46,579	\$66,245
Chief Deputy Recorder	20	\$45,676	\$37,345	\$46,530	\$56,222
Chief Deputy Supervisor Assessments	29	\$41,332	\$40,221	\$46,592	\$60,623
Chief Deputy Treasurer	35	\$37,357	\$36,509	\$44,430	\$57,033
Clerk	23	\$46,656	\$30,000	\$33,015	\$39,202
Executive/Judicial Secretary	16	\$35,963	\$39,688	\$51,660	\$59,187
Facilities Services Manager	6	*	\$44,668	\$77,771	\$89,072
GIS Coordinator	25	\$45,990	\$44,422	\$55,219	\$69,787
IT Support/IT Assistant	16	\$41,122	\$41,888	\$49,683	\$60,303
Legal Secretary	23	\$36,773	\$36,420	\$39,748	\$44,182
Probation Officer	27	\$44,162	\$45,478	\$50,892	\$59,959
Tax Extension Specialist	11	\$36,107	\$37,382	\$46,579	\$59,884
Victim/Witness Assistant	25	\$39,915	\$39,085	\$47,452	\$54,511
Youth Officer	6	*	\$43,768	\$45,789	\$53,079

* insufficient data

Note: Due to differences in sample size/# of participants, the Starting Salary and Percentiles will vary

2024 Statewide Salary & Fringe Benefits Survey

Administrative Nonexempt Hourly Salary Schedule

	# Counties	Starting Salary	25th Percentile	Median	75th Percentile
Accounting Clerk	17	\$16.69	\$18.38	\$21.70	\$26.86
Administrative Assistant	19	\$17.47	\$17.85	\$21.05	\$25.48
Chief Deputy Circuit Clerk	35	\$20.24	\$20.06	\$24.95	\$34.44
Chief Deputy County Clerk	37	\$19.51	\$20.08	\$24.18	\$33.05
Chief Deputy Recorder	20	\$23.46	\$19.98	\$23.92	\$30.42
Chief Deputy Supervisor Assessments	29	\$21.23	\$20.51	\$23.83	\$29.49
Chief Deputy Treasurer	35	\$19.17	\$19.26	\$22.94	\$30.41
Clerk	23	\$25.03	\$16.37	\$17.31	\$20.32
Executive/Judicial Secretary	16	\$18.63	\$21.81	\$26.92	\$30.35
Facilities Services Manager	6	*	\$21.48	\$37.39	\$44.44
GIS Coordinator	25	\$23.93	\$24.08	\$28.32	\$33.55
IT Support/IT Assistant	16	\$20.17	\$20.86	\$24.43	\$29.32
Legal Secretary	23	\$18.38	\$18.88	\$20.77	\$21.82
Probation Officer	27	\$22.96	\$23.63	\$25.88	\$30.43
Tax Extension Specialist	11	\$19.33	\$20.87	\$22.39	\$28.79
Victim/Witness Assistant	25	\$20.09	\$20.21	\$24.45	\$28.39
Youth Officer	6	*	\$21.04	\$22.01	\$26.63

* insufficient data

Note: Due to differences in sample size/# of participants, the Starting Salary and Percentiles will vary

Note: Estimated hourly pay divided by 2080 hours or actual hours provided

2024 Statewide Salary & Fringe Benefits Survey

Public Works Annualized Salary Schedule

	# Counties	Minimum Salary	25th Percentile	Median	75th Percentile
Building Inspector	7	\$45,467	\$53,606	\$58,861	\$77,611
Civil Engineer	9	\$66,118	\$65,686	\$87,468	\$99,101
Custodian/Housekeeper	18	\$29,105	\$30,680	\$36,738	\$41,086
Engineering Technician III	12	\$51,420	\$60,923	\$69,001	\$78,952
Equipment Operator	6	*	\$47,440	\$63,284	\$77,303
Highway Foreman	32	\$51,054	\$58,609	\$68,858	\$74,082
Highway Maintenance	23	\$48,065	\$52,291	\$59,283	\$64,415
Labor Foreman	3	*	*	*	*
Laborer	4	*	*	*	*
Maintenance Mechanic	12	\$54,751	\$51,038	\$59,640	\$67,673
Maintenance Worker I	14	\$39,576	\$36,790	\$53,489	\$58,058
Maintainer II	3	*	*	*	*
Mechanic	8	\$55,548	\$56,480	\$66,171	\$80,516
Nurse RN	20	\$54,040	\$51,609	\$59,477	\$65,780
Operator II	0	*	*	*	*
Sanitarian	12	\$48,228	\$43,987	\$48,631	\$57,621

* insufficient data

Note: Due to differences in sample size/# of participants, the Starting Salary and Percentiles will vary

2024 Statewide Salary & Fringe Benefits Survey

Public Works Hourly Salary Schedule

	# Counties	Starting Wage	25th Percentile	Median	75th Percentile
Building Inspector	7	\$27.77	\$26.38	\$30.77	\$39.20
Civil Engineer	9	\$31.79	\$31.58	\$42.05	\$47.64
Custodian/Housekeeper	18	\$14.63	\$15.64	\$18.91	\$20.08
Engineering Technician III	12	\$25.05	\$29.29	\$33.17	\$37.96
Equipment Operator	6	*	\$22.81	\$30.43	\$37.16
Highway Foreman	32	\$24.55	\$28.18	\$33.10	\$38.34
Highway Maintenance	23	\$23.11	\$26.24	\$28.50	\$30.97
Labor Foreman	3	*	*	*	*
Laborer	4	*	*	*	*
Maintenance Mechanic	12	\$26.32	\$24.54	\$28.67	\$32.53
Maintenance Worker I	14	\$19.79	\$17.95	\$25.72	\$27.91
Maintainer II	3	*	*	*	*
Mechanic	8	\$26.71	\$27.15	\$31.81	\$38.71
Nurse RN	20	\$28.05	\$27.81	\$30.11	\$33.73
Operator II	0	*	*	*	*
Sanitarian	12	\$23.69	\$22.72	\$24.23	\$28.24

* insufficient data

Note: Due to differences in sample size/# of participants, the Starting Salary and Percentiles will vary

Note: Estimated hourly pay divided by 2080 hours or actual hours provided

2024 Statewide Salary & Fringe Benefits Survey

Sheriff/Police Annualized Salary Schedule

	# Counties	Starting Salary	25th Percentile	Median	75th Percentile
Bailiff	25	\$38,531	\$15,631	\$28,399	\$44,609
Chief Deputy Sheriff	35	\$66,321	\$73,036	\$89,898	\$110,000
Commander	5	*	\$61,735	\$82,000	\$136,307
Control Room Operator	6	*	\$33,220	\$37,317	\$44,026
Cook	7	*	\$33,126	\$46,500	\$53,851
Correctional Officer	25	\$47,219	\$45,994	\$53,724	\$61,313
Deputy Sheriff Captain	6	*	\$61,265	\$103,621	\$113,766
Deputy Sheriff Investigator	17	\$58,818	\$63,511	\$73,750	\$88,833
Deputy Sheriff Patrol Deputy	22	\$55,070	\$55,952	\$66,375	\$69,772
Deputy Sheriff Sergeant	21	\$67,009	\$70,758	\$82,347	\$100,860
Deputy Sheriff Telecommunications Officer	11	\$44,658	\$47,840	\$53,724	\$56,591
Sheriff Lieutenant	13	\$86,175	\$87,223	\$98,473	\$103,343

* insufficient data

Note: Due to differences in sample size/# of participants, the Starting Salary and Percentiles will vary

2024 Statewide Salary & Fringe Benefits Survey

Sheriff/Police Hourly Salary Schedule

	# Counties	Starting Wage	25th Percentile	Median	75th Percentile
Bailiff	21	\$28.71	\$18.58	\$22.05	\$25.87
Chief Deputy Sheriff	35	\$31.89	\$35.11	\$42.00	\$52.88
Commander	5	*	\$39.39	\$40.00	\$65.53
Control Room Operator	6	*	\$15.97	\$17.94	\$21.17
Cook	7	*	\$15.93	\$22.36	\$26.80
Correctional Officer	25	\$22.43	\$22.11	\$25.83	\$28.96
Deputy Sheriff Captain	6	*	\$27.88	\$49.82	\$54.69
Deputy Sheriff Investigator	17	\$28.28	\$30.53	\$35.03	\$42.71
Deputy Sheriff Patrol Deputy	22	\$26.39	\$26.90	\$31.23	\$33.54
Deputy Sheriff Sergeant	21	\$32.07	\$33.60	\$39.59	\$48.49
Deputy Sheriff Telecommunications Officer	11	\$21.27	\$23.00	\$24.89	\$27.21
Sheriff Lieutenant	13	\$41.43	\$41.31	\$47.34	\$49.68

* insufficient data

Note: Due to differences in sample size/# of participants, the Starting Salary and Percentiles will vary

Note: Estimated hourly pay divided by 2080 hours or actual hours provided

Section 3: Fringe Benefits

2024 Statewide Salary & Fringe Benefits Survey

Holiday Schedule

Holidays	Administrative Exempt	Administrative Non-Exempt	Public Works	Sheriff Department
New Year's Day	96%	93%	89%	82%
Martin Luther King Day	91%	89%	82%	76%
Lincoln's Birthday	69%	67%	60%	53%
President's Day	89%	87%	82%	76%
Pulaski Day	9%	7%	4%	2%
Good Friday	84%	82%	78%	73%
Memorial Day	96%	93%	89%	82%
Independence Day	96%	93%	89%	82%
Labor Day	93%	91%	87%	80%
Election Day	64%	62%	53%	42%
Columbus Day	89%	87%	78%	73%
Veteran's Day	93%	91%	87%	80%
Thanksgiving	96%	93%	89%	82%
Thanksgiving Friday	91%	89%	82%	78%
Christmas Eve	62%	62%	58%	56%
Christmas Day	93%	91%	87%	80%
New Year's Eve	33%	31%	27%	22%
Floating Holiday	11%	11%	9%	13%

2024 Statewide Salary & Fringe Benefits Survey

Vacation Schedule

Administrative Exempt Vacation Schedule

Vacation	Initial	2nd Tier	3rd Tier
Less than 1 week	14%	0%	0%
1 week	24%	0%	0%
2 weeks	48%	50%	0%
3 weeks	10%	50%	60%
4 weeks	3%	0%	37%
5 weeks	0%	0%	0%
Greater than 5 weeks	0%	0%	3%
<i># of Counties</i>	29	28	30

Public Works Vacation Schedule

Vacation	Initial	2nd Tier	3rd Tier
Less than 1 week	19%	0%	0%
1 week	19%	0%	0%
2 weeks	54%	58%	0%
3 weeks	4%	42%	61%
4 weeks	4%	0%	36%
5 weeks	0%	0%	0%
Greater than 5 weeks	0%	0%	4%
<i># of Counties</i>	26	26	28

Administrative Non-Exempt Vacation Schedule

Vacation	Initial	2nd Tier	3rd Tier
Less than 1 week	18%	0%	0%
1 week	24%	3%	0%
2 weeks	53%	50%	3%
3 weeks	3%	47%	58%
4 weeks	3%	0%	36%
5 weeks	0%	0%	0%
Greater than 5 weeks	0%	0%	3%
<i># of Counties</i>	34	34	36

Sheriff's Department Vacation Schedule

Vacation	Initial	2nd Tier	3rd Tier
Less than 1 week	21%	0%	0%
1 week	29%	0%	0%
2 weeks	50%	54%	0%
3 weeks	0%	46%	63%
4 weeks	0%	0%	37%
5 weeks	0%	0%	0%
Greater than 5 weeks	0%	0%	0%
<i># of Counties</i>	34	37	38

2024 Statewide Salary & Fringe Benefits Survey

Conversion

Status	Paid out in Full	Prorated Pay Out	Maximum Amount	Not Paid
Retirement	89%	14%	0%	0%
Honorable Separation	91%	12%	3%	0%
Discharge/Termination	86%	11%	3%	6%

Note: Can have multiple methods

Sick Leave/Basis for Using Sick Leave

	Administrative Exempt	Administrative Non-Exempt	Public Works	Sheriff
Average Days per Year	12	12	12	12
Maximum Days Accumulated	64	59	53	55
Personal Illness	100%	100%	100%	100%
Family Death	34%	30%	29%	29%
Funeral Relative	24%	24%	25%	24%
Job Injury	45%	45%	33%	44%
<i># of Counties</i>	29	33	24	34

2024 Statewide Salary & Fringe Benefits Survey

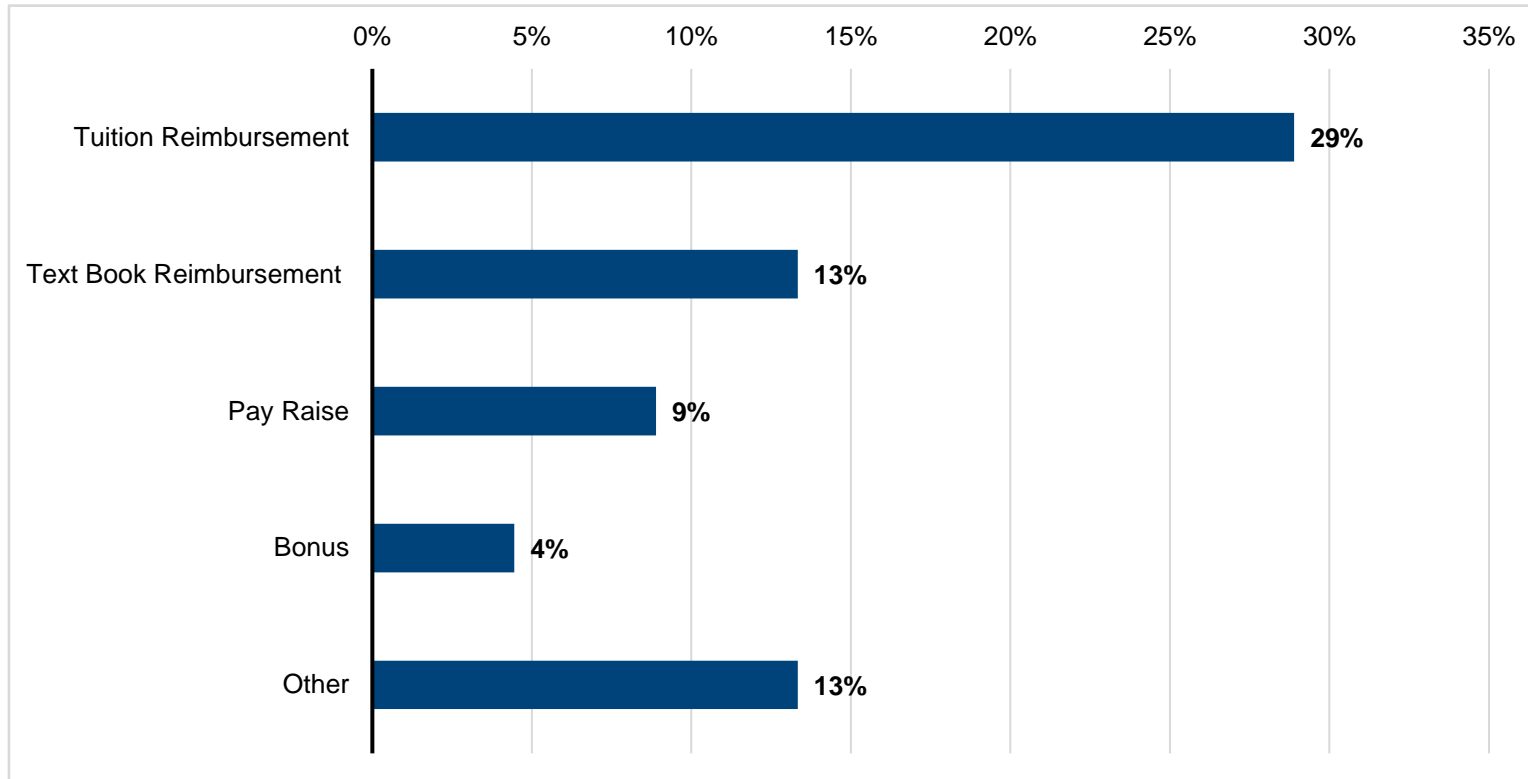
Rate of Pay Multiplier Currently Utilized

	Administrative Exempt	Administrative Non-Exempt	Public Works	Sheriff
Over 8 Hours				
1.5	5%	28%	38%	41%
2	0%	0%	0%	0%
2.5	2%	3%	4%	3%
Over 40 Hours				
1.5	11%	97%	96%	97%
2	0%	0%	0%	0%
2.5	2%	3%	4%	3%
Cash Method	*	72%	82%	68%
Comp Method	*	78%	73%	74%
Max Comp Accrual	*	*	*	*

* insufficient data

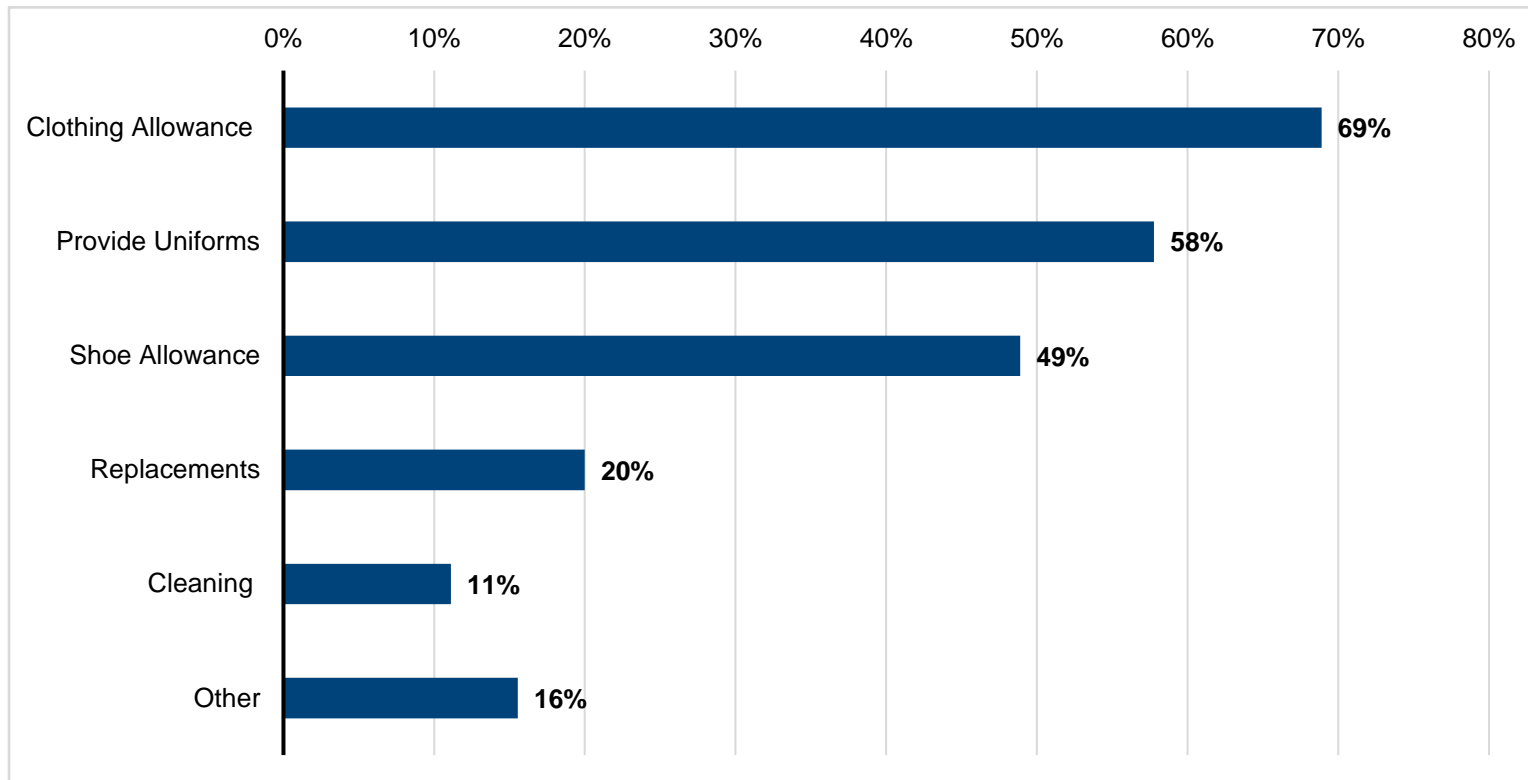
2024 Statewide Salary & Fringe Benefits Survey

Education Benefits



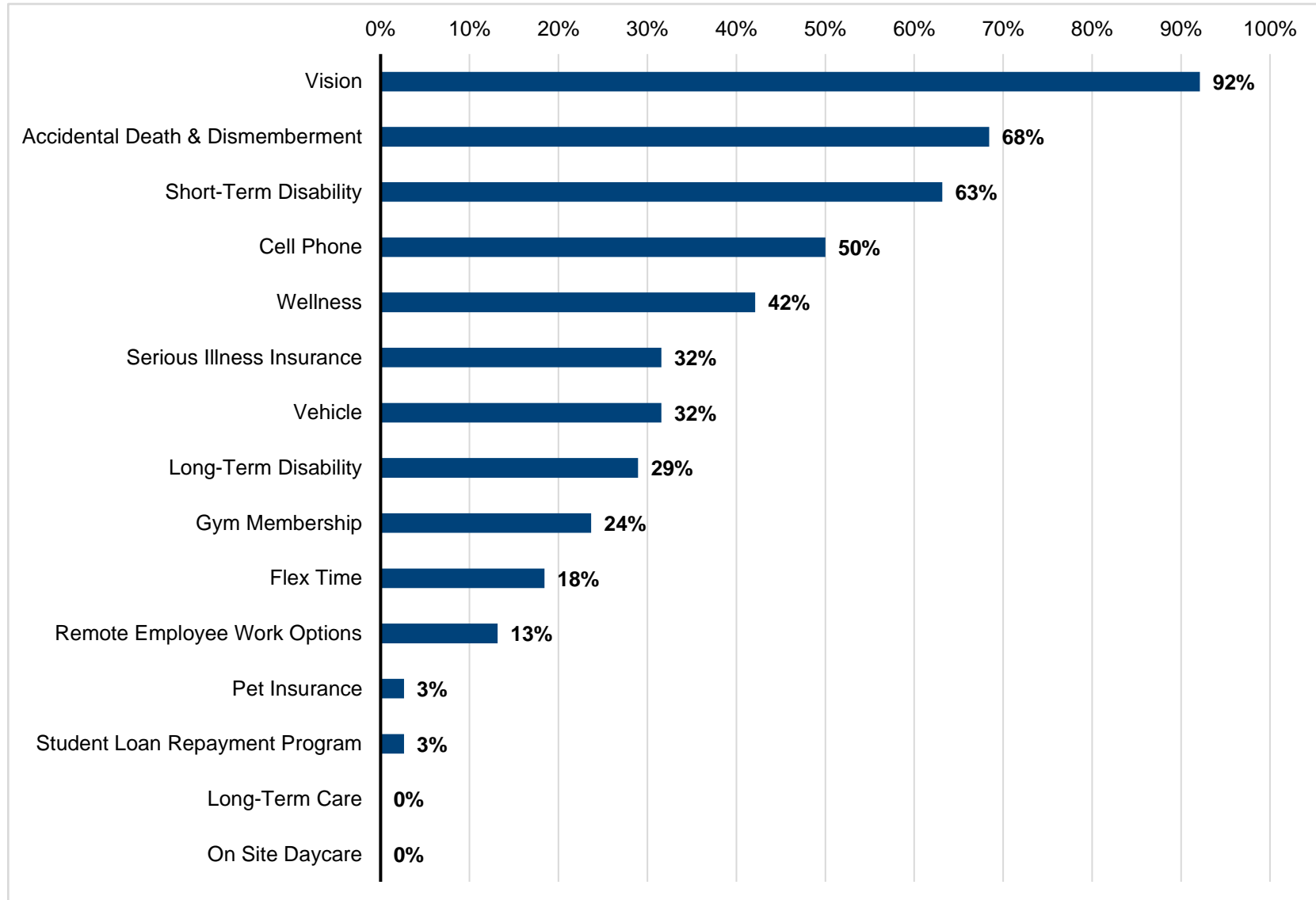
2024 Statewide Salary & Fringe Benefits Survey

Clothing Benefits



2024 Statewide Salary & Fringe Benefits Survey

Other Benefits



Section 4: Insurance

2024 Statewide Salary & Fringe Benefits Survey

Life Insurance

	% Paid by County	Value of Coverage
Average	81%	\$22,500
Median	100%	\$15,000
# of Counties	33	30
Carrier		
Blue Cross Blue Shield		7
Dearborn National / Fort Dearborn		6
NCPERS		3
Mutual of Omaha		2
Principal		2
Standard Life		2
The Standard		2
Companion Life		1
Lincoln Financial Group		1
Physician Life		1
Standard Insurance		1
Symetra		1
United Healthcare		1
UNUM		1

2024 Statewide Salary & Fringe Benefits Survey

Dental Insurance (annual premiums)

	Single Employer Costs	Single Employee Costs	Family Employer Costs	Family Employee Costs
Average	\$173	\$226	\$481	\$632
Median	\$143	\$63	\$165	\$564
Plan Type		Plan Type		
PPO	95%		94%	
HMO	5%		6%	
HDHP	0%		0%	
Insured		Insured		
Fully-Insured	65%		64%	
Self-Insured	35%		36%	
# of Counties	26		25	

Single	
Carrier	
Blue Cross Blue Shield	12
Delta Dental	6
Cigna	2
Principal	2
Ameritas	1
IPMG	1
Mutual Medical	1
United Healthcare Services, Inc.	1

Family	
Carrier	
Blue Cross Blue Shield	11
Delta Dental	6
Principal	2
Cigna	1
IPMG	1
Mutual Medical	1
United Healthcare Services, Inc.	1

Note: premium data are shown as annual amounts

2024 Statewide Salary & Fringe Benefits Survey

Health Insurance (annual premiums)

	Single Employer Costs	Single Employee Costs	Family Employer Costs	Family Employee Costs
Average	\$7,052	\$1,175	\$15,540	\$8,257
Median	\$8,125	\$985	\$14,850	\$6,600
Plan Type		Plan Type		
PPO	76%	77%		
HMO	9%	7%		
HDHP	15%	17%		
Insured		Insured		
Fully-Insured	50%	50%		
Self-Insured	50%	50%		
# of Counties	34	30		

Single Carrier	
Blue Cross Blue Shield	15
Hope Trust	7
HealthLink OAILL	3
Aetna	1
CarleHealth	1
Cigna	1
Health Alliance	1
IPMG	1
Medical Associates Health Plan	1
Mutual Medical	1
UMR	1
United	1
United HealthCare	1

Family Carrier	
Blue Cross Blue Shield	14
Hope Trust	6
Healthlink OAILL	2
CarleHeath	1
Cigna	1
Health Alliance	1
IPMG	1
Medical Associates Health Plan	1
Mutual Medical	1
UMR	1
United HealthCare	1
UnitedHealth	1

Note: premium data are shown as annual amounts

2024 Statewide Salary & Fringe Benefits Survey

Health Insurance Amounts Provided (converted to annual amounts when participant noted)

Name of County	Single: Employer Cost	Single: Employee Cost	Single: Plan Type	Single: Insured	Family: Employer Cost	Family: Employee Cost	Family: Plan Type	Family: Insured
Adams County	\$844	\$93	PPO	Self-Insured	\$1,946	\$773	PPO	Self-Insured
Bond County	\$11,976	\$480	HDHP	Self-Insured	\$21,252	\$8,502	HDHP	Self-Insured
Bureau County	\$9,839	\$0	PPO	Fully-Insured	\$9,839	\$24,243	PPO	Fully-Insured
Carroll County	\$7,993	\$982	PPO	Fully-Insured	*	*	*	*
Cumberland County	\$8,541	\$2,847	*	*	\$8,541	\$18,339	*	*
Dewitt County	\$589	\$117	HDHP	Fully-Insured	\$7,068	\$14,580	HDHP	Fully-Insured
Effingham County	\$8,138	\$1,474	PPO	Fully-Insured	\$8,138	\$19,870	PPO	Fully-Insured
Fulton County	\$8,112	\$3,478	PPO	Fully-Insured	\$20,138	\$8,630	PPO	Fully-Insured
Gallatin County	*	*	*	*	*	*	*	*
Grundy County	\$11,307	\$1,118	PPO	Self-Insured	\$26,732	\$4,351	PPO	Self-Insured
Hamilton County	\$4,155	*	*	Self-Insured	\$4,155	\$6,600	*	Self-Insured
Henry County	*	*	*	Self-Insured	*	*	*	Self-Insured
Jackson County	\$1,600	\$50	*	Fully-Insured	\$3,200	\$1,600	*	Fully-Insured
Jefferson County	*	*	*	*	*	*	*	*
Jo Daviess County	\$8,151	\$0	HMO	Fully-Insured	\$14,850	\$3,712	HMO	Fully-Insured
Kendall County	\$717	\$33	HMO	Fully-Insured	\$1,792	\$264	HMO	Fully-Insured
Lasalle County	\$698	\$175	HDHP	Self-Insured	\$2,198	\$549	HDHP	Self-Insured
Lee County	\$6,997	\$2,335	PPO	Fully-Insured	\$20,419	\$6,806	PPO	Fully-Insured
Livingston County	\$8,378	\$2,094	PPO	Fully-Insured	\$8,376	\$16,044	PPO	Fully-Insured
Macon County	\$6,716	\$2,238	PPO	Fully-Insured	\$18,700	\$6,233	PPO	Fully-Insured
Madison County	\$8,820	*	PPO	Self-Insured	\$23,832	\$6,005	PPO	Self-Insured
Marshall County	\$701	\$62	PPO	*	*	*	*	*
Mason County	\$13,800	\$0	PPO	Self-Insured	\$13,800	*	PPO	Self-Insured
McDonough County	\$901	\$0	PPO	Fully-Insured	*	\$546	PPO	Fully-Insured

2024 Statewide Salary & Fringe Benefits Survey

Name of County	Single: Employer Cost	Single: Employee Cost	Single: Plan Type	Single: Insured	Family: Employer Cost	Family: Employee Cost	Family: Plan Type	Family: Insured
McHenry County	\$1,090	\$121	PPO	Self-Insured	\$2,403	\$601	PPO	Self-Insured
Menard County	\$12,586	\$2,221	*	*	\$12,586	\$22,309	*	*
Montgomery County	*	*	*	*	*	*	*	*
Moultrie County	\$4,708	\$0	*	Self-Insured	*	*	*	*
Ogle County	\$10,752	\$3,984	PPO	Self-Insured	\$27,324	\$9,516	PPO	Self-Insured
Peoria County	\$7,912	\$1,831	HDHP	Self-Insured	\$25,040	\$5,871	HDHP	Self-Insured
Piatt County	*	*	*	*	*	*	*	*
Pike County	\$8,532	\$1,644	HDHP	Self-Insured	\$28,140	\$9,312	HDHP	Self-Insured
Putnam County	\$11,088	\$2,772	PPO	*	\$27,494	\$6,873	PPO	*
Randolph County	\$826	\$25	PPO	Fully-Insured	\$27,624	\$1,476	PPO	Fully-Insured
Schuyler County	\$882	\$279	HMO	Self-Insured	*	*	*	*
Stark County	*	*	PPO	Fully-Insured	*	*	*	*
Stephenson County	\$12,423	\$3,012	PPO	Fully-Insured	\$34,846	\$8,707	PPO	Fully-Insured
Tazewell County	\$13,653	\$2,341	PPO	Self-Insured	\$2,252	\$649	PPO	Self-Insured
Union County	\$12,348	\$840	PPO	Fully-Insured	\$12,348	\$19,212	PPO	Fully-Insured
Washington County	\$8,022	\$1,422	PPO	Fully-Insured	\$20,813	\$20,813	PPO	Fully-Insured
Whiteside County	\$12,120	\$987	PPO	Self-Insured	\$24,682	\$4,882	PPO	Self-Insured
Will County	\$10,104	\$1,938	PPO	Self-Insured	\$30,282	\$5,828	PPO	Self-Insured
Williamson County	\$1,230	\$116	PPO	Fully-Insured	\$3,200	\$720	PPO	Fully-Insured
Woodford County	\$10,740	\$1,193	PPO	Self-Insured	\$18,822	\$8,081	PPO	Self-Insured

2024 Statewide Salary & Fringe Benefits Survey

Dental Insurance Amounts Provided (converted to annual amounts when participant noted)

Name of County	Single: Employer Cost (\$)	Single: Employee Cost (\$)	Single: Plan Type	Single: Insured	Family: Employer Cost (\$)	Family: Employee Cost (\$)	Family: Plan Type	Family: Insured
Adams County	\$0	\$35	PPO	*	\$0	\$81	PPO	*
Bond County	\$327	\$0	*	Fully-Insured	\$1,182	\$855	*	Fully-Insured
Bureau County	\$143	\$143	PPO	Fully-Insured	\$143	\$1,028	PPO	Fully-Insured
Carroll County	*	*	*	*	*	*	*	*
Cumberland County	*	*	*	*	*	*	*	*
Dewitt County	\$0	\$15	*	Fully-Insured	\$0	\$62	*	Fully-Insured
Effingham County	\$0	\$424	*	*	\$0	\$1,683	*	*
Fulton County	\$186	\$79	PPO	Fully-Insured	\$519	\$222	PPO	Fully-Insured
Gallatin County	*	*	*	*	*	*	*	*
Grundy County	\$0	\$372	PPO	Self-Insured	\$0	\$1,117	PPO	Self-Insured
Hamilton County	*	*	*	*	\$2,500	*	*	Self-Insured
Henry County	*	*	*	Self-Insured	*	*	*	Self-Insured
Jackson County	\$0	\$49	*	Self-Insured	\$0	\$153	*	Self-Insured
Jefferson County	*	*	*	*	*	*	*	*
Jo Daviess County	*	\$354	*	Fully-Insured	*	\$947	*	Fully-Insured
Kendall County	\$39	\$0	PPO	Fully-Insured	\$116	\$17	PPO	Fully-Insured
Lasalle County	\$0	\$400	*	Self-Insured	\$0	\$1,440	*	Self-Insured
Lee County	\$207	\$69	PPO	Fully-Insured	\$799	\$266	PPO	Fully-Insured
Livingston County	\$252	\$62	PPO	Fully-Insured	\$252	\$978	PPO	Fully-Insured
Macon County	*	\$395	PPO	Fully-Insured	*	\$1,244	PPO	Fully-Insured
Madison County	\$0	\$306	PPO	Fully-Insured	\$0	\$1,019	PPO	Fully-Insured
Marshall County	*	*	PPO	*	*	*	*	*
Mason County	*	*	*	*	*	*	*	*

2024 Statewide Salary & Fringe Benefits Survey

Name of County	Single: Employer Cost (\$)	Single: Employee Cost (\$)	Single: Plan Type	Single: Insured	Family: Employer Cost (\$)	Family: Employee Cost (\$)	Family: Plan Type	Family: Insured
McDonough County	*	*	*	*	*	*	*	*
McHenry County	\$50	\$5	PPO	Fully-Insured	\$120	\$24	PPO	Fully-Insured
Menard County	*	*	*	*	*	*	*	*
Montgomery County	*	*	*	*	*	*	*	*
Moultrie County	\$530	\$0	*	*	\$0	\$1,152	*	*
Ogle County	*	\$0	PPO	Self-Insured	*	*	*	*
Peoria County	*	*	*	*	*	*	*	*
Piatt County	*	*	*	*	*	*	*	*
Pike County	\$300	\$154	*	Fully-Insured	\$300	\$1,173	*	Fully-Insured
Putnam County	*	*	*	*	*	*	*	*
Randolph County	\$42	\$0	*	Fully-Insured	\$165	\$123	*	Fully-Insured
Schuyler County	*	\$68	HMO	*	*	\$239	HMO	*
Stark County	\$0	\$3,400	PPO	Fully-Insured	*	*	*	*
Stephenson County	\$312	\$78	PPO	Fully-Insured	\$1,143	\$286	PPO	Fully-Insured
Tazewell County	\$423	\$0	PPO	Self-Insured	\$1,484	\$804	PPO	Self-Insured
Union County	\$240	\$0	PPO	Fully-Insured	\$240	\$564	PPO	Fully-Insured
Washington County	\$273	\$0	PPO	Fully-Insured	\$841	\$841	PPO	Fully-Insured
Whiteside County	\$0	\$0	PPO	Self-Insured	\$0	\$0	PPO	Self-Insured
Will County	\$437	\$63	PPO	Self-Insured	\$1,313	\$190	PPO	Self-Insured
Williamson County	*	*	*	*	*	*	*	*
Woodford County	\$561	\$96	PPO	Self-Insured	\$916	\$543	PPO	Self-Insured

Appendix A: Supplemental Information

2024 Statewide Salary & Fringe Benefits Survey

Name of County	Board Member - Annualized Salary	Board Member - Per Diem	Circuit Clerk - Annualized Salary	Circuit Clerk - Per Diem	Committee Chairman - Annualized Salary	Committee Chairman - Per Diem	Coroner/ Medical Examiner - Annualized Salary	Coroner/ Medical Examiner - Per Diem	County Auditor - Annualized Salary	County Auditor - Per Diem
Adams	\$4,200	-	\$72,615	-	\$4,900	-	\$54,000	-	-	-
Bond	\$6,701	-	\$65,800	-	-	-	\$21,800	-	-	-
Bureau	-	\$25	\$72,608	-	-	\$25	\$49,077	-	-	-
Carroll	-	\$60	\$71,061	-	-	-	\$20,822	-	-	-
Cumberland	-	\$75	\$47,278	-	-	-	\$17,384	-	-	-
Dewitt	\$1,000	\$87	\$70,039	-	-	-	\$23,000	-	\$55,000	-
Effingham	-	\$100	\$76,036	-	-	\$100	\$49,000	-	-	-
Fulton	-	\$60	\$69,055	-	-	-	\$48,000	-	-	-
Gallatin	\$3,300	-	\$55,176	-	-	-	\$26,000	-	-	-
Grundy	\$6,500	-	\$86,769	-	-	-	\$86,769	-	-	-
Hamilton	\$6,000	-	\$54,580	-	-	-	\$17,000	-	-	-
Henry	-	\$75	\$69,185	-	-	-	\$28,318	-	-	-
Jackson	-	\$55	\$74,596	-	-	-	\$47,940	-	-	-
Jefferson	\$4,320	-	\$72,400	-	\$4,920	-	\$37,648	-	-	-
Jo Daviess	-	\$70	\$77,260	-	\$600	-	\$20,873	-	-	-
Kendall	\$18,300	-	\$91,554	-	-	-	\$72,135	-	-	-
Lasalle	\$7,400	\$100	\$67,995	-	-	-	\$67,995	-	\$67,995	-
Lee	-	\$60	\$69,000	-	-	\$60	\$42,400	-	-	-
Livingston	-	\$45	\$74,300	-	-	\$45	\$58,000	-	-	-
Macon	\$2,500	-	\$87,780	-	\$2,500	-	\$87,780	-	\$86,060	-
Madison	\$14,497	-	\$116,772	-	-	-	\$116,772	-	\$118,272	-
Marshall	\$3,000	-	\$60,000	-	-	-	\$23,126	-	-	-
Mason	-	\$60	\$75,700	-	-	-	\$26,000	-	-	-
McDonough	-	\$56	\$61,723	-	-	\$56	\$40,591	-	-	-

2024 Statewide Salary & Fringe Benefits Survey

Name of County	Board Member - Annualized Salary	Board Member - Per Diem	Circuit Clerk - Annualized Salary	Circuit Clerk - Per Diem	Committee Chairman - Annualized Salary	Committee Chairman - Per Diem	Coroner/ Medical Examiner - Annualized Salary	Coroner/ Medical Examiner - Per Diem	County Auditor - Annualized Salary	County Auditor - Per Diem
McHenry	\$21,000	-	\$104,750	-	\$21,000	-	\$104,750	-	\$104,750	-
Menard	\$8,000	-	\$67,425	-	-	-	\$5,000	-	-	-
Montgomery	-	\$60	\$72,777	-	\$750	-	\$33,227	-	-	-
Moultrie	-	\$75	\$58,527	-	-	\$75	\$36,989	-	-	-
Ogle	\$1,680	\$50	\$90,508	-	\$1,200	\$50	\$75,766	-	-	-
Peoria	\$11,006	-	\$94,210	-	\$12,840	-	\$94,210	-	-	-
Piatt	-	-	\$76,265	-	-	-	\$18,791	-	\$52,150	-
Pike	\$600	\$50	\$58,416	-	\$600	\$50	\$19,941	-	-	-
Putnam	-	\$75	\$54,489	-	-	-	-	\$200	\$30,000	-
Randolph	\$42,000	-	\$70,000	-	-	-	\$61,000	-	-	-
Schuyler	-	-	\$54,253	-	-	-	\$17,539	-	-	-
Stark	-	-	\$56,896	-	-	-	\$9,450	-	-	-
Stephenson	-	\$100	\$72,531	-	\$2,400	\$100	\$45,625	-	-	-
Tazewell	\$2,400	\$75	\$98,035	-	-	-	\$80,120	-	\$55,885	-
Union	\$8,832	-	\$66,894	-	-	-	\$14,000	-	-	-
Washington	-	\$75	\$61,450	-	-	\$75	\$30,750	-	-	-
Whiteside	-	\$75	\$85,680	-	-	\$75	\$53,900	-	-	-
Will	\$23,000	-	\$93,122	-	\$23,000	-	\$93,122	-	\$93,122	-
Williamson	\$77,832	-	\$93,365	-	-	-	\$48,403	-	-	-
Woodford	-	\$50	\$79,078	-	-	\$75	\$32,177	-	-	-

2024 Statewide Salary & Fringe Benefits Survey

Name of County	County Board Chairman - Annualized Salary	County Board Chairman - Per Diem	County Clerk - Annualized Salary	County Clerk - Per Diem	County Treasurer - Annualized Salary	County Treasurer - Per Diem	Recorder of Deeds - Annualized Salary	Recorder of Deeds - Per Diem	Sheriff - Annualized Salary	Sheriff - Per Diem
Adams	\$7,500	-	\$72,950	-	\$68,150	-	-	-	\$157,949	-
Bond	\$8,219	-	\$65,800	-	\$65,800	-	-	-	\$122,330	-
Bureau	\$8,000	-	\$72,608	-	\$72,608	-	-	-	\$159,924	-
Carroll	\$2,600	-	\$71,061	-	\$71,061	-	-	-	\$121,628	-
Cumberland	\$500	\$75	\$47,278	-	\$47,278	-	-	-	\$122,330	-
Dewitt	\$5,000	\$87	\$67,320	-	\$67,320	-	-	-	\$124,683	-
Effingham	-	\$130	\$76,036	-	\$76,036	-	-	-	\$157,949	-
Fulton	\$7,500	-	\$69,055	-	\$71,131	-	-	-	\$157,949	-
Gallatin	\$3,900	-	\$55,176	-	\$55,176	-	-	-	\$122,330	-
Grundy	\$34,000	-	\$85,611	-	\$85,611	-	-	-	\$157,949	-
Hamilton	\$7,000	-	\$54,580	-	\$54,580	-	-	-	\$122,330	-
Henry	\$6,000	-	\$87,000	-	\$76,995	-	-	-	\$151,004	-
Jackson	-	-	\$74,596	-	\$74,596	-	-	-	\$158,000	-
Jefferson	\$12,000	-	\$72,400	-	\$72,400	-	\$46,467	-	\$157,949	-
Jo Daviess	\$6,000	-	\$77,260	-	\$77,260	-	-	-	\$122,330	-
Kendall	\$22,500	-	\$110,848	-	\$110,848	-	-	-	\$160,977	-
Lasalle	\$67,995	-	\$73,596	-	\$73,596	-	\$67,995	-	\$157,949	-
Lee	\$8,400	\$60	\$69,000	-	\$69,000	-	-	-	\$157,949	-
Livingston	-	\$80	\$74,300	-	\$74,300	-	-	-	\$157,949	-
Macon	\$7,500	-	\$92,069	-	\$87,955	-	\$86,060	-	\$157,950	-
Madison	\$109,411	-	\$110,115	-	\$110,111	-	-	-	\$157,949	-
Marshall	\$7,598	-	\$60,000	-	\$60,000	-	-	-	\$122,330	-
Mason	-	\$70	\$75,700	-	\$75,700	-	-	-	\$122,329	-
McDonough	\$13,784	-	\$72,113	-	\$61,723	-	-	-	\$122,330	-

2024 Statewide Salary & Fringe Benefits Survey

Name of County	County Board Chairman - Annualized Salary	County Board Chairman - Per Diem	County Clerk - Annualized Salary	County Clerk - Per Diem	County Treasurer - Annualized Salary	County Treasurer - Per Diem	Recorder of Deeds - Annualized Salary	Recorder of Deeds - Per Diem	Sheriff - Annualized Salary	Sheriff - Per Diem
McHenry	\$82,200	-	\$114,000	-	\$114,000	-	-	-	\$163,200	-
Menard	\$8,000	-	\$64,874	-	\$72,113	-	-	-	\$116,951	-
Montgomery	\$6,000	-	\$72,777	-	\$72,777	-	-	-	\$122,330	-
Moultrie	-	\$75	\$52,000	-	\$58,527	-	-	-	\$122,330	-
Ogle	\$25,000	-	\$90,508	-	\$90,508	-	-	-	\$160,449	-
Peoria	\$25,681	-	\$110,060	-	\$110,060	-	-	-	\$157,949	-
Piatt	-	-	\$76,265	-	\$76,265	-	-	-	\$122,331	-
Pike	\$2,400	\$50	\$58,416	-	\$58,416	-	-	-	\$122,330	-
Putnam	-	-	\$54,489	-	\$54,489	-	-	-	\$122,500	-
Randolph	\$45,600	-	\$72,000	-	\$72,000	-	-	-	\$157,949	-
Schuyler	-	-	\$55,881	-	\$48,829	-	-	-	\$120,000	-
Stark	-	-	\$56,896	-	\$56,896	-	-	-	\$122,300	-
Stephenson	\$9,000	\$100	\$82,400	-	\$82,400	-	-	-	\$157,949	-
Tazewell	\$32,399	-	\$90,779	-	-	-	-	-	\$121,354	-
Union	\$8,832	-	\$66,894	-	\$66,894	-	-	-	\$122,330	-
Washington	-	\$275	\$61,450	-	\$61,450	-	-	-	\$116,951	-
Whiteside	\$6,000	\$75	\$85,680	-	\$85,680	-	\$85,680	-	\$157,949	-
Will	\$23,000	-	\$93,122	-	\$93,122	-	\$93,122	-	\$162,448	-
Williamson	\$77,353	-	\$95,202	-	\$93,365	-	\$53,399	-	\$160,000	-
Woodford	-	\$500	\$79,078	-	\$79,078	-	\$42,636	-	\$161,899	-

2024 Statewide Salary & Fringe Benefits Survey

Name of County	States Attorney - Annualized Salary	States Attorney - Per Diem	Vice-Chairman - Annualized Salary	Vice-Chairman - Per Diem
Adams	\$197,436	-	-	-
Bond	\$152,912	-	-	-
Bureau	\$197,436	-	-	\$25
Carroll	\$152,912	-	-	-
Cumberland	\$152,912	-	-	\$75
Dewitt	\$155,854	-	-	-
Effingham	\$197,436	-	-	\$100
Fulton	\$197,436	-	-	\$60
Gallatin	\$152,912	-	\$3,300	-
Grundy	\$197,436	-	-	-
Hamilton	\$152,912	-	-	-
Henry	\$188,753	-	-	-
Jackson	\$197,500	-	-	-
Jefferson	\$197,436	-	-	-
Jo Daviess	\$152,913	-	\$600	-
Kendall	\$188,754	-	-	-
Lasalle	\$197,436	-	-	-
Lee	\$197,436	-	-	\$60
Livingston	\$197,436	-	-	\$45
Macon	\$197,436	-	\$2,500	-
Madison	\$197,436	-	-	-
Marshall	\$152,913	-	\$4,558	-
Mason	\$152,912	-	-	-
McDonough	\$152,912	-	-	\$56

2024 Statewide Salary & Fringe Benefits Survey

Name of County	States Attorney - Annualized Salary	States Attorney - Per Diem	Vice-Chairman - Annualized Salary	Vice-Chairman - Per Diem
McHenry	\$197,436	-	\$21,000	-
Menard	\$152,036	-	-	-
Montgomery	\$152,912	-	-	\$60
Moultrie	\$152,913	-	-	\$75
Ogle	\$197,436	-	\$15,000	-
Peoria	\$197,436	-	\$12,840	-
Piatt	\$152,913	-	-	-
Pike	\$152,912	-	\$600	\$50
Putnam	\$152,913	-	-	-
Randolph	\$197,436	-	-	-
Schuyler	\$149,000	-	-	-
Stark	\$152,913	-	-	-
Stephenson	\$197,436	-	\$3,150	\$100
Tazewell	\$188,754	-	-	-
Union	\$152,912	-	\$8,832	-
Washington	\$152,912	-	-	\$75
Whiteside	\$197,436	-	\$1,200	\$75
Will	\$197,434	-	-	-
Williamson	\$197,436	-	-	-
Woodford	\$197,437	-	-	-

2024 Statewide Salary & Fringe Benefits Survey

Assistant Director of Health Department

Name of County	Avg. # of Weekly Hrs Worked in Job	Avg. Years in Job	Current Salary	Starting Salary	Maximum Salary	Status	Merit Increase	Longevity Increase	COLA
Adams	40		\$80,000			Exempt	-	-	X
Bond							-	-	-
Bureau	40		\$92,789			Exempt	-	-	X
Carroll							-	-	-
Cumberland							-	-	-
Dewitt							-	-	-
Effingham							-	-	-
Fulton							-	-	-
Gallatin							-	-	-
Grundy							-	-	-
Hamilton	40	3	\$40,664			Non-Exempt	-	-	-
Henry							-	-	-
Jackson							-	-	-
Jefferson							-	-	-
Jo Daviess							-	-	-
Kendall							-	-	-
Lasalle							-	-	-
Lee							-	-	-
Livingston							-	-	-
Macon	35		\$91,100			Exempt	-	-	-
Madison	40	15	\$89,814	\$78,353	\$102,440	Non-Exempt	-	X	X
Marshall							-	-	-

2024 Statewide Salary & Fringe Benefits Survey

Assistant Director of Health Department

Name of County	Avg. # of Weekly Hrs Worked in Job	Avg. Years in Job	Current Salary	Starting Salary	Maximum Salary	Status	Merit Increase	Longevity Increase	COLA
Mason							-	-	-
McDonough							-	-	-
McHenry							-	-	-
Menard							-	-	-
Montgomery							-	-	-
Moultrie							-	-	-
Ogle	35		\$70,864			Exempt	-	-	-
Peoria							-	-	-
Piatt							-	-	-
Pike							-	-	-
Putnam							-	-	-
Randolph							-	-	-
Schuyler							-	-	-
Stark							-	-	-
Stephenson							-	-	-
Tazewell	37.5		\$97,014			Exempt	X	-	X
Union							-	-	-
Washington							-	-	-
Whiteside	40		\$69,243			Exempt	-	-	X
Will	40		\$145,017			Exempt	X	-	-
Williamson							-	-	-
Woodford							-	-	-

2024 Statewide Salary & Fringe Benefits Survey

County Administrator

Name of County	Avg. # of Weekly Hrs Worked in Job	Avg. Years in Job	Current Salary	Starting Salary	Maximum Salary	Status	Merit Increase	Longevity Increase	COLA
Adams							-	-	-
Bond							-	-	-
Bureau	40		\$91,701			Exempt	-	-	-
Carroll	40		\$107,561			Exempt	X	-	-
Cumberland							-	-	-
Dewitt	40	33	\$83,054			Exempt	X	-	X
Effingham							-	-	-
Fulton							-	-	-
Gallatin							-	-	-
Grundy	40		\$120,000				-	-	-
Hamilton							-	-	-
Henry		5	\$117,875	\$75,000			-	-	-
Jackson	50	4	\$90,000	\$65,000		Exempt	-	-	-
Jefferson							-	-	-
Jo Daviess	50	5	\$89,669	\$78,484		Exempt	X	-	-
Kendall			\$175,000			Exempt	X	-	-
Lasalle							-	-	-
Lee	40		\$107,625			Exempt	-	-	-
Livingston							-	-	-
Macon	35		\$125,000			Exempt	-	-	-
Madison	40	2	\$133,016			Exempt	X	-	X
Marshall							-	-	-

2024 Statewide Salary & Fringe Benefits Survey

County Administrator

Name of County	Avg. # of Weekly Hrs Worked in Job	Avg. Years in Job	Current Salary	Starting Salary	Maximum Salary	Status	Merit Increase	Longevity Increase	COLA
Mason							-	-	-
McDonough							-	-	-
McHenry	37.5	18	\$228,218			Exempt	X	-	-
Menard							-	-	-
Montgomery							-	-	-
Moultrie							-	-	-
Ogle							-	-	-
Peoria	40	9	\$181,092	\$95,462	\$143,193	Exempt	-	X	-
Piatt							-	-	-
Pike							-	-	-
Putnam							-	-	-
Randolph							-	-	-
Schuyler							-	-	-
Stark							-	-	-
Stephenson	40	5	\$97,850	\$75,000		Exempt	-	-	X
Tazewell	40		\$135,000			Exempt	X	-	X
Union	40	7	\$74,745			Exempt	X	-	-
Washington							-	-	-
Whiteside	40		\$105,414			Exempt	-	X	X
Will							-	-	-
Williamson							-	-	-
Woodford							-	-	-

2024 Statewide Salary & Fringe Benefits Survey

County Coordinator/Assistant County Administrator

Name of County	Avg. # of Weekly Hrs Worked in Job	Avg. Years in Job	Current Salary	Starting Salary	Maximum Salary	Status	Merit Increase	Longevity Increase	COLA
Adams							-	-	-
Bond							-	-	-
Bureau							-	-	-
Carroll							-	-	-
Cumberland							-	-	-
Dewitt							-	-	-
Effingham							-	-	-
Fulton							-	-	-
Gallatin							-	-	-
Grundy							-	-	-
Hamilton							-	-	-
Henry							-	-	-
Jackson							-	-	-
Jefferson							-	-	-
Jo Daviess							-	-	-
Kendall			\$127,985			Exempt	X	-	-
Lasalle							-	-	-
Lee							-	-	-
Livingston							-	-	-
Macon							-	-	-
Madison	40	6	\$120,952			Exempt	X	-	X
Marshall							-	-	-

2024 Statewide Salary & Fringe Benefits Survey

County Coordinator/Assistant County Administrator

Name of County	Avg. # of Weekly Hrs Worked in Job	Avg. Years in Job	Current Salary	Starting Salary	Maximum Salary	Status	Merit Increase	Longevity Increase	COLA
Mason							-	-	-
McDonough							-	-	-
McHenry	37.5	9	\$150,669	\$129,624	\$187,954	Exempt	X	-	-
Menard	37.92		\$72,428			Exempt	-	-	-
Montgomery	40	24	\$69,690			Non-Exempt	-	-	-
Moultrie							-	-	-
Ogle							-	-	-
Peoria	40	7	\$137,165	\$87,578	\$131,368	Exempt	-	X	-
Piatt							-	-	-
Pike							-	-	-
Putnam							-	-	-
Randolph							-	-	-
Schuyler							-	-	-
Stark							-	-	-
Stephenson							-	-	-
Tazewell	40		\$98,533			Exempt	X	-	X
Union							-	-	-
Washington							-	-	-
Whiteside							-	-	-
Will							-	-	-
Williamson							-	-	-
Woodford		6	\$48,926			Exempt	-	X	X

2024 Statewide Salary & Fringe Benefits Survey

Director of Animal Control

Name of County	Avg. # of Weekly Hrs Worked in Job	Avg. Years in Job	Current Salary	Starting Salary	Maximum Salary	Status	Merit Increase	Longevity Increase	COLA
Adams							-	-	-
Bond		7	\$28,084	\$25,200		Exempt	-	X	-
Bureau	40		\$51,761			Exempt	-	-	-
Carroll	40		\$42,275			Exempt	X	-	-
Cumberland	20		\$19,474				-	-	-
Dewitt	20	1	\$22,000			Exempt	-	-	X
Effingham	35		\$41,296			Non-Exempt	-	-	X
Fulton	40		\$60,195			Non-Exempt	-	X	-
Gallatin							-	-	-
Grundy	40		\$61,850				-	-	-
Hamilton							-	-	-
Henry			\$50,461				-	-	-
Jackson	50	3	\$48,110	\$36,000		Exempt	-	-	X
Jefferson							-	-	-
Jo Daviess	40	5	\$46,197	\$44,990		Non-Exempt	X	-	-
Kendall			\$63,036			Exempt	X	-	-
Lasalle							-	-	-
Lee	40		\$44,491			Exempt	-	-	-
Livingston	38	8	\$34,378	\$31,278	\$49,745	Non-Exempt	-	-	X
Macon	40		\$101,547			Exempt	-	-	-
Madison							-	-	-
Marshall			\$8,407				-	-	-

2024 Statewide Salary & Fringe Benefits Survey

Director of Animal Control

Name of County	Avg. # of Weekly Hrs Worked in Job	Avg. Years in Job	Current Salary	Starting Salary	Maximum Salary	Status	Merit Increase	Longevity Increase	COLA
Mason							-	-	-
McDonough	37.5	3	\$38,850			Non-Exempt	-	-	-
McHenry	37.5	7	\$103,966	\$97,058	\$143,736	Exempt	X	-	-
Menard	86.67		\$35,361			Exempt	-	-	-
Montgomery	40	3	\$40,602			Non-Exempt	-	-	-
Moultrie	10	0.75	\$13,182	\$13,182		Non-Exempt	X	-	-
Ogle							-	-	-
Peoria	40	5	\$84,951	\$73,715	\$110,573	Exempt	-	X	-
Piatt		30	\$45,500				-	-	-
Pike	40	2	\$38,031	\$37,031		Non-Exempt	-	-	-
Putnam			\$10,008			Exempt	X	-	-
Randolph			\$7,200				-	-	-
Schuyler							-	-	-
Stark							-	-	-
Stephenson	40	2	\$44,990	\$41,600		Exempt	-	-	X
Tazewell	40		\$65,242			Exempt	X	-	X
Union	40	2	\$38,730			Exempt	X	-	-
Washington		20	\$5,200			Exempt	-	-	-
Whiteside	40		\$73,882			Exempt	-	-	X
Will	40		\$110,000			Exempt	X	-	-
Williamson	40	5	\$57,792				-	-	-
Woodford							-	-	-

2024 Statewide Salary & Fringe Benefits Survey

Director of Building & Zoning

Name of County	Avg. # of Weekly Hrs Worked in Job	Avg. Years in Job	Current Salary	Starting Salary	Maximum Salary	Status	Merit Increase	Longevity Increase	COLA
Adams							-	-	-
Bond	30	2	\$31,350	\$20,349		Exempt	-	X	-
Bureau	40		\$51,774			Exempt	-	-	-
Carroll	35		\$48,925	\$48,925		Exempt	X	-	-
Cumberland							-	-	-
Dewitt	20	3	\$23,010			Exempt	-	-	X
Effingham							-	-	-
Fulton							-	-	-
Gallatin							-	-	-
Grundy	40		\$96,132				-	-	-
Hamilton							-	-	-
Henry			\$73,000				-	-	-
Jackson							-	-	-
Jefferson							-	-	-
Jo Daviess	40	2	\$57,283	\$54,462		Exempt	X	-	-
Kendall							-	-	-
Lasalle	40		\$99,436			Exempt	-	-	X
Lee	40		\$65,478			Exempt	-	-	-
Livingston	38	0.5	\$62,000	\$59,085	\$104,696	Exempt	-	-	X
Macon	35		\$68,228			Exempt	-	-	-
Madison	40	7	\$113,381			Exempt	X	-	X
Marshall							-	-	-

2024 Statewide Salary & Fringe Benefits Survey

Director of Building & Zoning

Name of County	Avg. # of Weekly Hrs Worked in Job	Avg. Years in Job	Current Salary	Starting Salary	Maximum Salary	Status	Merit Increase	Longevity Increase	COLA
Mason							-	-	-
McDonough							-	-	-
McHenry	37.5	2	\$127,000	\$118,769	\$172,215	Exempt	X	-	-
Menard							-	-	-
Montgomery							-	-	-
Moultrie	35	1.5	\$45,000	\$45,000		Exempt	X	-	-
Ogle	40		\$68,959			Exempt	-	-	-
Peoria	40	10	\$121,071	\$72,142	\$108,212	Exempt	-	X	-
Piatt		8	\$54,600				-	-	-
Pike		4	\$37,493	\$34,271		Exempt	-	-	-
Putnam			\$38,652			Exempt	X	-	-
Randolph			\$52,000				-	-	-
Schuyler							-	-	-
Stark							-	-	-
Stephenson	40	3	\$64,417	\$54,600			-	-	-
Tazewell	40		\$87,184			Exempt	X	-	X
Union							-	-	-
Washington	14	5	\$21,000			Exempt	-	-	-
Whiteside	40		\$77,168			Exempt	-	X	X
Will	40		\$120,791			Exempt	X	-	-
Williamson							-	-	-
Woodford							-	-	-

2024 Statewide Salary & Fringe Benefits Survey

Director of Court Services

Name of County	Avg. # of Weekly Hrs Worked in Job	Avg. Years in Job	Current Salary	Starting Salary	Maximum Salary	Status	Merit Increase	Longevity Increase	COLA
Adams	75		\$82,875			Exempt	-	-	X
Bond							-	-	-
Bureau							-	-	-
Carroll							-	-	-
Cumberland							-	-	-
Dewitt							-	-	-
Effingham							-	-	-
Fulton							-	-	-
Gallatin							-	-	-
Grundy							-	-	-
Hamilton							-	-	-
Henry			\$86,500				-	-	-
Jackson			\$75,000				-	-	-
Jefferson							-	-	-
Jo Daviess							-	-	-
Kendall			\$93,416			Exempt	X	-	-
Lasalle	40		\$72,120			Exempt	-	-	X
Lee							-	-	-
Livingston	38	34	\$85,547	\$70,902	\$116,786	Exempt	-	-	X
Macon	37		\$100,000			Exempt	-	-	-
Madison							-	-	-
Marshall							-	-	-

2024 Statewide Salary & Fringe Benefits Survey

Director of Court Services

Name of County	Avg. # of Weekly Hrs Worked in Job	Avg. Years in Job	Current Salary	Starting Salary	Maximum Salary	Status	Merit Increase	Longevity Increase	COLA
Mason							-	-	-
McDonough	40	35	\$113,883			Non-Exempt	-	-	-
McHenry	37.5	10	\$122,816	\$111,532	\$161,721	Exempt	X	-	-
Menard							-	-	-
Montgomery							-	-	-
Moultrie	35	4	\$58,527	\$51,500		Exempt	X	-	-
Ogle	35		\$87,365			Exempt	-	-	-
Peoria	40	2	\$113,622	\$73,715	\$110,573	Exempt	-	X	-
Piatt							-	-	-
Pike							-	-	-
Putnam							-	-	-
Randolph							-	-	-
Schuyler							-	-	-
Stark							-	-	-
Stephenson	70	2	\$82,400	\$80,000		Exempt	-	-	X
Tazewell	40		\$119,529			Exempt	X	-	X
Union							-	-	-
Washington							-	-	-
Whiteside	37		\$77,745			Exempt	-	X	X
Will	40		\$148,570			Exempt	X	-	-
Williamson							-	-	-
Woodford		24	\$80,881			Exempt	X	X	-

2024 Statewide Salary & Fringe Benefits Survey

Director of Data Processing

Name of County	Avg. # of Weekly Hrs Worked in Job	Avg. Years in Job	Current Salary	Starting Salary	Maximum Salary	Status	Merit Increase	Longevity Increase	COLA
Adams							-	-	-
Bond							-	-	-
Bureau							-	-	-
Carroll							-	-	-
Cumberland							-	-	-
Dewitt							-	-	-
Effingham							-	-	-
Fulton							-	-	-
Gallatin							-	-	-
Grundy							-	-	-
Hamilton							-	-	-
Henry							-	-	-
Jackson							-	-	-
Jefferson							-	-	-
Jo Daviess							-	-	-
Kendall							-	-	-
Lasalle							-	-	-
Lee							-	-	-
Livingston							-	-	-
Macon							-	-	-
Madison							-	-	-
Marshall							-	-	-

2024 Statewide Salary & Fringe Benefits Survey

Director of Data Processing

Name of County	Avg. # of Weekly Hrs Worked in Job	Avg. Years in Job	Current Salary	Starting Salary	Maximum Salary	Status	Merit Increase	Longevity Increase	COLA
Mason							-	-	-
McDonough							-	-	-
McHenry						Exempt	X	-	-
Menard							-	-	-
Montgomery							-	-	-
Moultrie							-	-	-
Ogle							-	-	-
Peoria							-	-	-
Piatt							-	-	-
Pike							-	-	-
Putnam							-	-	-
Randolph							-	-	-
Schuyler							-	-	-
Stark							-	-	-
Stephenson							-	-	-
Tazewell							-	-	-
Union							-	-	-
Washington							-	-	-
Whiteside	40		\$86,112			Exempt	-	X	X
Will	40		\$108,211			Exempt	X	-	-
Williamson							-	-	-
Woodford							-	-	-

2024 Statewide Salary & Fringe Benefits Survey

Director of Health Department

Name of County	Avg. # of Weekly Hrs Worked in Job	Avg. Years in Job	Current Salary	Starting Salary	Maximum Salary	Status	Merit Increase	Longevity Increase	COLA
Adams	40		\$135,000				-	-	-
Bond	35	6	\$103,897	\$79,999		Exempt	-	X	-
Bureau	40		\$106,642			Exempt	-	-	X
Carroll							-	-	-
Cumberland	36		\$53,927				-	-	-
Dewitt							-	-	-
Effingham							-	-	-
Fulton	35		\$92,005			Exempt	-	-	X
Gallatin							-	-	-
Grundy	40		\$99,225				-	-	-
Hamilton	40	15	\$68,328			Non-Exempt	-	-	-
Henry							-	-	-
Jackson			\$94,000				-	-	-
Jefferson							-	-	-
Jo Daviess	40	5	\$84,843	\$82,618		Exempt	X	-	-
Kendall			\$138,905			Exempt	X	-	-
Lasalle	40		\$102,743			Exempt	-	-	X
Lee	40		\$82,521			Exempt	-	-	-
Livingston	38	33	\$99,353	\$70,902	\$116,786	Exempt	-	-	X
Macon	35		\$114,400			Exempt	-	-	-
Madison	40	1	\$110,011			Exempt	X	-	X
Marshall							-	-	-

2024 Statewide Salary & Fringe Benefits Survey

Director of Health Department

Name of County	Avg. # of Weekly Hrs Worked in Job	Avg. Years in Job	Current Salary	Starting Salary	Maximum Salary	Status	Merit Increase	Longevity Increase	COLA
Mason							-	-	-
McDonough	37.5	17	\$69,392			Non-Exempt	-	-	-
McHenry	37.5	4	\$157,859			Exempt	X	-	-
Menard							-	-	-
Montgomery	40	21	\$91,804				-	-	-
Moultrie	35	24	\$104,540	\$35,000		Exempt	X	-	-
Ogle	35		\$80,340			Exempt	-	-	-
Peoria	40	10	\$130,000	\$87,578	\$131,368	Exempt	-	X	-
Piatt							-	-	-
Pike	37.5	20	\$90,500	\$55,300		Non-Exempt	-	-	X
Putnam							-	-	-
Randolph			\$68,000				-	-	-
Schuyler							-	-	-
Stark							-	-	-
Stephenson	40	1	\$95,000	\$95,000		Exempt	-	-	X
Tazewell	40		\$137,349			Exempt	X	-	X
Union							-	-	-
Washington	35	10	\$71,849			Exempt	-	-	-
Whiteside							-	-	-
Will	40		\$195,957			Exempt	X	-	-
Williamson							-	-	-
Woodford		14	\$103,815			Exempt	-	-	X

2024 Statewide Salary & Fringe Benefits Survey

Director of Nursing Home

Name of County	Avg. # of Weekly Hrs Worked in Job	Avg. Years in Job	Current Salary	Starting Salary	Maximum Salary	Status	Merit Increase	Longevity Increase	COLA
Adams							-	-	-
Bond							-	-	-
Bureau							-	-	-
Carroll							-	-	-
Cumberland							-	-	-
Dewitt							-	-	-
Effingham							-	-	-
Fulton	40		\$90,000			Exempt	-	-	X
Gallatin							-	-	-
Grundy							-	-	-
Hamilton							-	-	-
Henry							-	-	-
Jackson							-	-	-
Jefferson							-	-	-
Jo Daviess							-	-	-
Kendall							-	-	-
Lasalle	40		\$93,500			Exempt	-	-	X
Lee							-	-	-
Livingston							-	-	-
Macon							-	-	-
Madison							-	-	-
Marshall							-	-	-

2024 Statewide Salary & Fringe Benefits Survey

Director of Nursing Home

Name of County	Avg. # of Weekly Hrs Worked in Job	Avg. Years in Job	Current Salary	Starting Salary	Maximum Salary	Status	Merit Increase	Longevity Increase	COLA
Mason							-	-	-
McDonough	40	1	\$105,007			Exempt	-	-	-
McHenry	40	13	\$145,243	\$118,769	\$172,215	Exempt	X	-	-
Menard							-	-	-
Montgomery							-	-	-
Moultrie							-	-	-
Ogle							-	-	-
Peoria							-	-	-
Piatt							-	-	-
Pike							-	-	-
Putnam							-	-	-
Randolph							-	-	-
Schuyler							-	-	-
Stark							-	-	-
Stephenson	40	1	\$156,000	\$156,000		Exempt	-	-	X
Tazewell							-	-	-
Union							-	-	-
Washington							-	-	-
Whiteside							-	-	-
Will	40		\$111,240			Exempt	X	-	-
Williamson							-	-	-
Woodford							-	-	-

2024 Statewide Salary & Fringe Benefits Survey

Director of Parks & Recreation

Name of County	Avg. # of Weekly Hrs Worked in Job	Avg. Years in Job	Current Salary	Starting Salary	Maximum Salary	Status	Merit Increase	Longevity Increase	COLA
Adams							-	-	-
Bond							-	-	-
Bureau							-	-	-
Carroll							-	-	-
Cumberland							-	-	-
Dewitt							-	-	-
Effingham							-	-	-
Fulton							-	-	-
Gallatin							-	-	-
Grundy							-	-	-
Hamilton							-	-	-
Henry							-	-	-
Jackson							-	-	-
Jefferson							-	-	-
Jo Daviess							-	-	-
Kendall							-	-	-
Lasalle	40		\$64,890			Exempt	-	-	X
Lee							-	-	-
Livingston							-	-	-
Macon							-	-	-
Madison							-	-	-
Marshall							-	-	-

2024 Statewide Salary & Fringe Benefits Survey

Director of Parks & Recreation

Name of County	Avg. # of Weekly Hrs Worked in Job	Avg. Years in Job	Current Salary	Starting Salary	Maximum Salary	Status	Merit Increase	Longevity Increase	COLA
Mason							-	-	-
McDonough							-	-	-
McHenry							-	-	-
Menard							-	-	-
Montgomery							-	-	-
Moultrie							-	-	-
Ogle							-	-	-
Peoria							-	-	-
Piatt							-	-	-
Pike							-	-	-
Putnam							-	-	-
Randolph							-	-	-
Schuyler							-	-	-
Stark							-	-	-
Stephenson							-	-	-
Tazewell							-	-	-
Union							-	-	-
Washington							-	-	-
Whiteside							-	-	-
Will							-	-	-
Williamson							-	-	-
Woodford							-	-	-

2024 Statewide Salary & Fringe Benefits Survey

Director of Public Transportation

Name of County	Avg. # of Weekly Hrs Worked in Job	Avg. Years in Job	Current Salary	Starting Salary	Maximum Salary	Status	Merit Increase	Longevity Increase	COLA
Adams							-	-	-
Bond							-	-	-
Bureau							-	-	-
Carroll							-	-	-
Cumberland							-	-	-
Dewitt							-	-	-
Effingham							-	-	-
Fulton							-	-	-
Gallatin							-	-	-
Grundy	40		\$71,400				-	-	-
Hamilton							-	-	-
Henry							-	-	-
Jackson							-	-	-
Jefferson							-	-	-
Jo Daviess	40	2	\$66,810	\$54,462		Exempt	X	-	-
Kendall							-	-	-
Lasalle							-	-	-
Lee							-	-	-
Livingston							-	-	-
Macon							-	-	-
Madison							-	-	-
Marshall							-	-	-

2024 Statewide Salary & Fringe Benefits Survey

Director of Public Transportation

Name of County	Avg. # of Weekly Hrs Worked in Job	Avg. Years in Job	Current Salary	Starting Salary	Maximum Salary	Status	Merit Increase	Longevity Increase	COLA
Mason							-	-	-
McDonough							-	-	-
McHenry							-	-	-
Menard							-	-	-
Montgomery							-	-	-
Moultrie							-	-	-
Ogle							-	-	-
Peoria							-	-	-
Piatt							-	-	-
Pike							-	-	-
Putnam							-	-	-
Randolph							-	-	-
Schuyler							-	-	-
Stark							-	-	-
Stephenson							-	-	-
Tazewell							-	-	-
Union							-	-	-
Washington							-	-	-
Whiteside							-	-	-
Will							-	-	-
Williamson							-	-	-
Woodford							-	-	-

2024 Statewide Salary & Fringe Benefits Survey

Director of Purchasing

Name of County	Avg. # of Weekly Hrs Worked in Job	Avg. Years in Job	Current Salary	Starting Salary	Maximum Salary	Status	Merit Increase	Longevity Increase	COLA
Adams							-	-	-
Bond							-	-	-
Bureau							-	-	-
Carroll							-	-	-
Cumberland							-	-	-
Dewitt							-	-	-
Effingham							-	-	-
Fulton							-	-	-
Gallatin							-	-	-
Grundy	40		\$79,931				-	-	-
Hamilton							-	-	-
Henry							-	-	-
Jackson							-	-	-
Jefferson							-	-	-
Jo Daviess							-	-	-
Kendall							-	-	-
Lasalle							-	-	-
Lee							-	-	-
Livingston							-	-	-
Macon							-	-	-
Madison	40	0.5	\$92,019	\$71,750	\$97,375	Exempt	X	-	X
Marshall							-	-	-

2024 Statewide Salary & Fringe Benefits Survey

Director of Purchasing

Name of County	Avg. # of Weekly Hrs Worked in Job		Current Salary	Starting Salary	Maximum Salary	Status	Merit Increase	Longevity Increase	COLA
Mason							-	-	-
McDonough							-	-	-
McHenry	37.5	5	\$129,500	\$104,295	\$151,228	Exempt	X	-	-
Menard							-	-	-
Montgomery							-	-	-
Moultrie							-	-	-
Ogle							-	-	-
Peoria	40	15	\$88,541	\$47,698	\$71,547	Exempt	-	X	-
Piatt							-	-	-
Pike							-	-	-
Putnam							-	-	-
Randolph							-	-	-
Schuyler							-	-	-
Stark							-	-	-
Stephenson							-	-	-
Tazewell							-	-	-
Union							-	-	-
Washington							-	-	-
Whiteside							-	-	-
Will	40		\$72,000			Exempt	X	-	-
Williamson							-	-	-
Woodford							-	-	-

2024 Statewide Salary & Fringe Benefits Survey

Economic Development Director

Name of County	Avg. # of Weekly Hrs Worked in Job	Avg. Years in Job	Current Salary	Starting Salary	Maximum Salary	Status	Merit Increase	Longevity Increase	COLA
Adams							-	-	-
Bond							-	-	-
Bureau							-	-	-
Carroll							-	-	-
Cumberland							-	-	-
Dewitt							-	-	-
Effingham							-	-	-
Fulton							-	-	-
Gallatin							-	-	-
Grundy							-	-	-
Hamilton							-	-	-
Henry			\$72,500				-	-	-
Jackson	40		\$55,000			Exempt	-	-	-
Jefferson							-	-	-
Jo Daviess							-	-	-
Kendall							-	-	-
Lasalle							-	-	-
Lee							-	-	-
Livingston							-	-	-
Macon							-	-	-
Madison	40	2	\$103,522			Exempt	X	-	X
Marshall							-	-	-

2024 Statewide Salary & Fringe Benefits Survey

Economic Development Director

Name of County	Avg. # of Weekly Hrs Worked in Job	Avg. Years in Job	Current Salary	Starting Salary	Maximum Salary	Status	Merit Increase	Longevity Increase	COLA
Mason							-	-	-
McDonough							-	-	-
McHenry							-	-	-
Menard							-	-	-
Montgomery							-	-	-
Moultrie							-	-	-
Ogle							-	-	-
Peoria							-	-	-
Piatt							-	-	-
Pike							-	-	-
Putnam							-	-	-
Randolph							-	-	-
Schuyler							-	-	-
Stark							-	-	-
Stephenson							-	-	-
Tazewell							-	-	-
Union							-	-	-
Washington							-	-	-
Whiteside	40		\$80,558			Exempt	-	X	X
Will							-	-	-
Williamson							-	-	-
Woodford							-	-	-

2024 Statewide Salary & Fringe Benefits Survey

Emergency Management Agency Coordinator/Director

Name of County	Avg. # of Weekly Hrs Worked in Job	Avg. Years in Job	Current Salary	Starting Salary	Maximum Salary	Status	Merit Increase	Longevity Increase	COLA
Adams	40		\$63,660			Exempt	-	-	X
Bond							-	-	-
Bureau	40		\$51,052			Exempt	-	-	-
Carroll	20		\$23,308			Exempt	X	-	-
Cumberland	20		\$11,750				-	-	-
Dewitt	35	4	\$50,557			Exempt	-	-	X
Effingham	35		\$58,495			Non-Exempt	-	-	X
Fulton			\$32,942			Exempt	-	-	X
Gallatin		35	\$12,193			Exempt	-	-	-
Grundy	40		\$72,982				-	-	-
Hamilton		7	\$8,400			Exempt	-	-	-
Henry			\$83,000				-	-	-
Jackson			\$58,500			Non-Exempt	-	-	-
Jefferson							-	-	-
Jo Daviess	20		\$26,860	\$26,180		Non-Exempt	X	-	-
Kendall			\$78,959			Exempt	X	-	-
Lasalle	40		\$62,727			Exempt	-	-	X
Lee	40		\$46,113			Exempt	-	-	-
Livingston	38	1	\$59,085	\$59,085	\$104,969	Exempt	-	-	X
Macon	35		\$68,624			Exempt	-	-	-
Madison	40	1	\$74,984			Exempt	-	-	-
Marshall			\$19,416				-	-	-

2024 Statewide Salary & Fringe Benefits Survey

Emergency Management Agency Coordinator/Director

Name of County	Avg. # of Weekly Hrs Worked in Job	Avg. Years in Job	Current Salary	Starting Salary	Maximum Salary	Status	Merit Increase	Longevity Increase	COLA
Mason			\$10,000				-	-	-
McDonough							-	-	-
McHenry	37.5	12	\$109,899	\$89,822	\$130,242	Exempt	X	-	-
Menard	37.92		\$62,500			Exempt	-	-	-
Montgomery	20	2	\$26,000				-	-	-
Moultrie	17.5	1.5	\$19,000	\$19,000		Exempt	X	-	-
Ogle	40		\$70,727			Exempt	-	-	-
Peoria	40	5	\$81,533	\$52,219	\$78,329	Exempt	-	X	-
Piatt		2	\$22,057				-	-	-
Pike		8	\$22,771	\$22,716		Exempt	-	-	-
Putnam			\$37,080			Exempt	X	-	-
Randolph			\$24,000				-	-	-
Schuyler							-	-	-
Stark							-	-	-
Stephenson	25	2	\$46,125	\$45,000		Exempt	-	-	X
Tazewell	40		\$94,748			Exempt	X	-	X
Union	40	4	\$67,489			Exempt	X	-	-
Washington	21	5	\$30,000			Exempt	-	-	-
Whiteside	40		\$75,000				-	-	X
Will	40		\$135,000			Exempt	X	-	-
Williamson	40	2	\$58,664				-	-	-
Woodford		9	\$50,113			Exempt	-	-	X

2024 Statewide Salary & Fringe Benefits Survey

Emergency Services/9-1-1 Coordinator

Name of County	Avg. # of Weekly Hrs Worked in Job	Avg. Years in Job	Current Salary	Starting Salary	Maximum Salary	Status	Merit Increase	Longevity Increase	COLA
Adams	40		\$76,793			Exempt	-	-	-
Bond	35	23	\$55,120	\$37,800		Exempt	-	X	-
Bureau	40		\$81,026			Exempt	-	-	-
Carroll	40		\$71,104			Exempt	X	-	-
Cumberland	40		\$40,000				-	-	-
Dewitt	40	21	\$77,438			Exempt	-	-	X
Effingham							-	-	-
Fulton			\$54,695			Exempt	-	-	-
Gallatin							-	-	-
Grundy	40		\$111,500				-	-	-
Hamilton							-	-	-
Henry							-	-	-
Jackson			\$81,620				-	-	-
Jefferson							-	-	-
Jo Daviess							-	-	-
Kendall							-	-	-
Lasalle							-	-	-
Lee	40		\$93,252			Exempt	-	-	-
Livingston							-	-	-
Macon							-	-	-
Madison	40	24	\$97,261			Exempt	X	-	X
Marshall			\$56,434				-	-	-

2024 Statewide Salary & Fringe Benefits Survey

Emergency Services/9-1-1 Coordinator

Name of County	Avg. # of Weekly Hrs Worked in Job	Avg. Years in Job	Current Salary	Starting Salary	Maximum Salary	Status	Merit Increase	Longevity Increase	COLA
Mason			\$30,000			Exempt	X	-	-
McDonough	35	1	\$75,000			Non-Exempt	-	-	-
McHenry	37.5	30	\$120,227	\$104,295	\$151,228	Exempt	X	-	-
Menard	19		\$20,000			Exempt	-	-	-
Montgomery							-	-	-
Moultrie							-	-	-
Ogle	42		\$74,416			Exempt	-	-	-
Peoria	40						-	-	-
Piatt		3	\$65,728				-	-	-
Pike		3	\$31,353			Exempt	-	-	-
Putnam			\$28,389			Exempt	X	-	-
Randolph			\$76,346				-	-	-
Schuyler							-	-	-
Stark							-	-	-
Stephenson	40	7	\$57,207	\$28,473		Exempt	-	-	X
Tazewell	40		\$119,818			Exempt	X	-	X
Union							-	-	-
Washington	35	2	\$60,400			Exempt	-	-	-
Whiteside	40		\$70,491			Exempt	-	X	X
Will	40		\$146,144			Exempt	X	-	-
Williamson							-	-	-
Woodford							-	-	-

2024 Statewide Salary & Fringe Benefits Survey

First Assistant State's Attorney

Name of County	Avg. # of Weekly Hrs Worked in Job	Avg. Years in Job	Current Salary	Starting Salary	Maximum Salary	Status	Merit Increase	Longevity Increase	COLA
Adams	40		\$118,023			Exempt	-	-	X
Bond							-	-	-
Bureau	40		\$78,771			Exempt	-	-	-
Carroll	40		\$72,718			Exempt	X	-	-
Cumberland							-	-	-
Dewitt	35		\$93,596			Exempt	-	-	X
Effingham	35		\$95,000			Exempt	-	-	X
Fulton	35		\$90,000			Exempt	-	-	X
Gallatin							-	-	-
Grundy	40		\$110,250				-	-	-
Hamilton							-	-	-
Henry							-	-	-
Jackson			\$115,500			Exempt	-	-	-
Jefferson							-	-	-
Jo Daviess	40	8	\$78,562	\$72,815		Exempt	X	-	-
Kendall			\$119,527			Exempt	X	-	-
Lasalle	40		\$157,500			Exempt	-	-	X
Lee	40		\$95,000			Exempt	-	-	-
Livingston	38	0.75	\$88,000	\$59,085	\$132,600	Exempt	-	-	X
Macon	35		\$96,500			Exempt	-	-	-
Madison	40	7		\$97,510	\$140,004	Exempt	X	-	X
Marshall							-	-	-

2024 Statewide Salary & Fringe Benefits Survey

First Assistant State's Attorney

Name of County	Avg. # of Weekly Hrs Worked in Job	Avg. Years in Job	Current Salary	Starting Salary	Maximum Salary	Status	Merit Increase	Longevity Increase	COLA
Mason							-	-	-
McDonough							-	-	-
McHenry	40	2	\$140,095	\$129,624	\$187,954	Exempt	X	-	-
Menard	13.6		\$52,500			Exempt	-	-	-
Montgomery	40	2	\$100,000			Non-Exempt	-	-	-
Moultrie	35	3	\$79,589	\$70,000		Exempt	X	-	-
Ogle	40		\$103,000			Exempt	-	-	-
Peoria	40	3	\$117,000	\$87,578	\$131,368	Exempt	-	X	-
Piatt							-	-	-
Pike	35	8	\$80,000			Non-Exempt	-	-	-
Putnam							-	-	-
Randolph			\$90,000				-	-	-
Schuyler							-	-	-
Stark							-	-	-
Stephenson	70	1	\$94,500	\$51,500		Exempt	-	-	X
Tazewell	40		\$162,838			Exempt	-	-	X
Union	35	4	\$84,560			Exempt	X	-	-
Washington	28	17	\$68,070			Exempt	-	-	-
Whiteside	40		\$103,563			Exempt	-	X	X
Will	40		\$168,000			Exempt	X	-	-
Williamson	35	15	\$109,511				-	-	-
Woodford		3	\$115,000			Exempt	-	-	X

2024 Statewide Salary & Fringe Benefits Survey

Highway Engineer

Name of County	Avg. # of Weekly Hrs Worked in Job	Avg. Years in Job	Current Salary	Starting Salary	Maximum Salary	Status	Merit Increase	Longevity Increase	COLA
Adams	40		\$143,520			Exempt	-	-	X
Bond	40	9	\$99,866	\$85,025		Exempt	-	-	X
Bureau	40		\$125,000			Exempt	-	-	-
Carroll	40		\$123,600				X	-	-
Cumberland	40		\$91,800				-	-	-
Dewitt	40	11	\$122,880			Exempt	-	-	-
Effingham	35		\$122,725			Exempt	-	-	X
Fulton	40		\$111,414			Exempt	-	-	-
Gallatin							-	-	-
Grundy	40		\$141,907				-	-	-
Hamilton	40	1	\$125,000			Exempt	-	-	-
Henry							-	-	-
Jackson			\$124,700			Exempt	-	-	-
Jefferson							-	-	-
Jo Daviess	50	20	\$116,189			Exempt	X	-	-
Kendall			\$138,160			Exempt	X	-	-
Lasalle	40		\$145,000			Exempt	-	-	X
Lee	40		\$119,828			Exempt	-	-	-
Livingston	38	29	\$126,730	\$70,902	\$116,786	Exempt	-	-	X
Macon	40		\$160,000			Exempt	-	-	-
Madison	40	16	\$136,614			Exempt	X	-	X
Marshall			\$100,000				-	-	-

2024 Statewide Salary & Fringe Benefits Survey

Highway Engineer

Name of County	Avg. # of Weekly Hrs Worked in Job	Avg. Years in Job	Current Salary	Starting Salary	Maximum Salary	Status	Merit Increase	Longevity Increase	COLA
Mason			\$147,000			Exempt	-	X	-
McDonough	35	1.5	\$122,400			Non-Exempt	-	-	-
McHenry	40	22	\$187,099			Exempt	X	-	-
Menard	40		\$109,290			Exempt	-	-	-
Montgomery	40	7	\$118,000			Exempt	-	-	-
Moultrie	30	0.17	\$84,890	\$84,890		Exempt	X	-	-
Ogle	40		\$149,682			Exempt	-	-	-
Peoria	40	13	\$138,400	\$87,578	\$131,368	Exempt	-	X	-
Piatt		13	\$93,960				-	-	-
Pike		14	\$115,860			Exempt	-	-	X
Putnam							-	-	-
Randolph			\$121,787				-	-	-
Schuyler			\$100,000				-	-	-
Stark	40		\$120,000				-	-	-
Stephenson	40	7	\$136,367	\$102,000		Exempt	-	-	X
Tazewell	40		\$138,840			Exempt	-	-	-
Union	40	3	\$116,524			Exempt	X	-	-
Washington	40	4	\$104,400			Exempt	-	-	-
Whiteside	40		\$128,700			Exempt	-	-	X
Will	40		\$178,800			Exempt	X	-	-
Williamson	35	3	\$147,175				-	-	-
Woodford		8	\$126,742			Exempt	-	-	X

2024 Statewide Salary & Fringe Benefits Survey

Human Resources Director

Name of County	Avg. # of Weekly Hrs Worked in Job	Avg. Years in Job	Current Salary	Starting Salary	Maximum Salary	Status	Merit Increase	Longevity Increase	COLA
Adams							-	-	-
Bond							-	-	-
Bureau							-	-	-
Carroll							-	-	-
Cumberland							-	-	-
Dewitt							-	-	-
Effingham							-	-	-
Fulton							-	-	-
Gallatin							-	-	-
Grundy	40		\$71,662				-	-	-
Hamilton							-	-	-
Henry							-	-	-
Jackson							-	-	-
Jefferson							-	-	-
Jo Daviess							-	-	-
Kendall			\$142,800			Exempt	X	-	-
Lasalle	40		\$95,267			Exempt	-	-	X
Lee							-	-	-
Livingston	38	20	\$75,000	\$59,085	\$104,969	Exempt	-	-	X
Macon							-	-	-
Madison							-	-	-
Marshall							-	-	-

2024 Statewide Salary & Fringe Benefits Survey

Human Resources Director

Name of County	Avg. # of Weekly Hrs Worked in Job	Avg. Years in Job	Current Salary	Starting Salary	Maximum Salary	Status	Merit Increase	Longevity Increase	COLA
Mason							-	-	-
McDonough							-	-	-
McHenry	37.5	8	\$150,669	\$129,624	\$187,954	Exempt	X	-	-
Menard							-	-	-
Montgomery							-	-	-
Moultrie							-	-	-
Ogle	40		\$77,250			Exempt	-	-	-
Peoria	40	2	\$115,118	\$72,142	\$108,212	Exempt	-	X	-
Piatt							-	-	-
Pike							-	-	-
Putnam							-	-	-
Randolph			\$53,673				-	-	-
Schuyler							-	-	-
Stark							-	-	-
Stephenson							-	-	-
Tazewell	40		\$78,879			Exempt	-	-	X
Union	40	6	\$68,868			Exempt	X	-	-
Washington							-	-	-
Whiteside	37		\$54,308			Exempt	-	X	X
Will	40		\$135,000			Exempt	X	-	-
Williamson	35	5	\$52,725				-	-	-
Woodford							-	-	-

2024 Statewide Salary & Fringe Benefits Survey

IT Director

Name of County	Avg. # of Weekly Hrs Worked in Job	Avg. Years in Job	Current Salary	Starting Salary	Maximum Salary	Status	Merit Increase	Longevity Increase	COLA
Adams	40		\$79,643			Exempt	-	-	X
Bond	30	4	\$58,300	\$55,000		Exempt	-	X	-
Bureau							-	-	-
Carroll							-	-	-
Cumberland							-	-	-
Dewitt							-	-	-
Effingham							-	-	-
Fulton							-	-	-
Gallatin							-	-	-
Grundy	40		\$108,150				-	-	-
Hamilton							-	-	-
Henry			\$76,500				-	-	-
Jackson			\$80,000			Exempt	-	-	-
Jefferson							-	-	-
Jo Daviess	40	24	\$92,705	\$68,602		Exempt	X	-	-
Kendall			\$115,734			Exempt	X	-	-
Lasalle	40		\$85,600			Exempt	-	-	X
Lee	40		\$81,240			Exempt	-	-	-
Livingston	38	8	\$102,550	\$59,085	\$132,600	Exempt	-	-	X
Macon	35		\$72,752			Exempt	-	-	-
Madison	40	6	\$110,843			Exempt	X	-	X
Marshall							-	-	-

2024 Statewide Salary & Fringe Benefits Survey

IT Director

Name of County	Avg. # of Weekly Hrs Worked in Job		Current Salary	Starting Salary	Maximum Salary	Status	Merit Increase	Longevity Increase	COLA
Mason							-	-	-
McDonough							-	-	-
McHenry	37.5	14	\$171,812	\$129,624	\$187,954	Exempt	X	-	-
Menard							-	-	-
Montgomery	40	13	\$72,017			Non-Exempt	-	-	-
Moultrie							-	-	-
Ogle	40		\$92,082			Exempt	-	-	-
Peoria	40	10	\$164,643	\$87,578	\$131,368	Exempt	-	X	-
Piatt							-	-	-
Pike		1				Exempt	-	-	-
Putnam							-	-	-
Randolph			\$50,000				-	-	-
Schuyler							-	-	-
Stark							-	-	-
Stephenson	35	1	\$88,200	\$84,000		Exempt	-	-	X
Tazewell	40		\$75,146			Exempt	-	-	X
Union							-	-	-
Washington							-	-	-
Whiteside	40		\$65,998			Exempt	-	X	X
Will	40		\$115,596			Exempt	X	-	-
Williamson							-	-	-
Woodford							-	-	-

2024 Statewide Salary & Fringe Benefits Survey

Maintenance Director

Name of County	Avg. # of Weekly Hrs Worked in Job	Avg. Years in Job	Current Salary	Starting Salary	Maximum Salary	Status	Merit Increase	Longevity Increase	COLA
Adams							-	-	-
Bond							-	-	-
Bureau							-	-	-
Carroll							-	-	-
Cumberland							-	-	-
Dewitt	40	8	\$67,443			Exempt	-	-	X
Effingham							-	-	-
Fulton	40		\$68,556			Non-Exempt	-	X	-
Gallatin							-	-	-
Grundy	40		\$61,283				-	-	-
Hamilton							-	-	-
Henry			\$44,159				-	-	-
Jackson	40		\$67,000			Non-Exempt	-	-	X
Jefferson							-	-	-
Jo Daviess							-	-	-
Kendall			\$123,165			Exempt	X	-	-
Lasalle	40		\$100,000			Exempt	-	-	X
Lee	40		\$80,000			Exempt	-	-	-
Livingston	40	0.5	\$90,000	\$59,085	\$104,969	Exempt	-	-	X
Macon							-	-	-
Madison	40	5	\$102,502			Exempt	X	-	X
Marshall							-	-	-

2024 Statewide Salary & Fringe Benefits Survey

Maintenance Director

Name of County	Avg. # of Weekly Hrs Worked in Job	Avg. Years in Job	Current Salary	Starting Salary	Maximum Salary	Status	Merit Increase	Longevity Increase	COLA
Mason							-	-	-
McDonough	37.5	11	\$57,645			Non-Exempt	-	-	-
McHenry	37.5	14	\$127,362	\$111,532	\$161,721	Exempt	X	-	-
Menard							-	-	-
Montgomery	40	2	\$55,640				-	-	-
Moultrie	35	1	\$59,000	\$51,000		Exempt	X	-	-
Ogle							-	-	-
Peoria	40	15	\$73,214	\$51,298	\$76,947	Exempt	-	X	-
Piatt		11	\$70,601				-	-	-
Pike	40	1	\$46,616	\$46,616		Non-Exempt	-	-	-
Putnam							-	-	-
Randolph			\$59,245				-	-	-
Schuyler			\$43,026				-	-	-
Stark							-	-	-
Stephenson							-	-	-
Tazewell	40		\$75,402			Exempt	-	-	X
Union							-	-	-
Washington							-	-	-
Whiteside	40		\$57,928			Non-Exempt	-	X	X
Will	40		\$142,000			Exempt	X	-	-
Williamson							-	-	-
Woodford		5	\$65,811			Exempt	-	X	X

2024 Statewide Salary & Fringe Benefits Survey

Public Defender

Name of County	Avg. # of Weekly Hrs Worked in Job	Avg. Years in Job	Current Salary	Starting Salary	Maximum Salary	Status	Merit Increase	Longevity Increase	COLA
Adams	40	7	\$177,692			Exempt	-	-	X
Bond	40	1	\$137,715	\$137,715		Exempt	-	-	X
Bureau	40		\$177,693			Exempt	-	-	-
Carroll	20		\$75,490			Exempt	X	-	-
Cumberland	30		\$75,000				-	-	-
Dewitt	35	2	\$140,268			Exempt	-	-	X
Effingham	35		\$177,693			Exempt	-	-	X
Fulton	35		\$177,693			Exempt	-	-	X
Gallatin							-	-	-
Grundy	40		\$177,692				-	-	-
Hamilton		20	\$60,000			Exempt	-	-	-
Henry			\$169,878				-	-	-
Jackson			\$177,692			Exempt	-	-	-
Jefferson							-	-	-
Jo Daviess	40	10	\$72,509			Exempt	-	-	-
Kendall			\$177,693			Exempt	X	-	-
Lasalle	40		\$186,500			Exempt	-	-	X
Lee	40		\$106,052			Exempt	-	-	-
Livingston	38	2	\$169,878			Exempt	-	-	-
Macon	35		\$177,692			Exempt	-	-	-
Madison	40	21	\$177,693			Exempt	X	-	X
Marshall			\$59,750				-	-	-

2024 Statewide Salary & Fringe Benefits Survey

Public Defender

Name of County	Avg. # of Weekly Hrs Worked in Job	Avg. Years in Job	Current Salary	Starting Salary	Maximum Salary	Status	Merit Increase	Longevity Increase	COLA
Mason			\$88,738			Exempt	-	-	X
McDonough	35	7	\$137,621			Exempt	-	-	-
McHenry	37.5	21	\$177,693			Exempt	-	-	-
Menard			\$62,400			Exempt	-	-	-
Montgomery	40	9	\$103,732			Exempt	-	-	-
Moultrie	35	6	\$131,569	\$75,000		Exempt	-	-	X
Ogle	35		\$177,692			Exempt	-	-	-
Peoria	40	2	\$177,692	\$87,578	\$131,368	Exempt	-	X	-
Piatt		3	\$89,975				-	-	-
Pike	35	1	\$111,258	\$111,258		Exempt	-	-	X
Putnam			\$40,170			Exempt	X	-	-
Randolph			\$125,000				-	-	-
Schuyler			\$44,000				-	-	-
Stark			\$29,000				-	-	-
Stephenson	35	9	\$177,692	\$149,857		Exempt	-	-	X
Tazewell			\$177,692			Exempt	-	-	-
Union	35	1	\$137,621			Exempt	-	-	X
Washington	10	10	\$51,500			Exempt	-	-	-
Whiteside	40		\$177,693			Exempt	-	-	X
Will	40		\$169,878			Exempt	X	-	-
Williamson	35	25	\$177,693				-	-	-
Woodford							-	-	-

2024 Statewide Salary & Fringe Benefits Survey

Second Assistant State's Attorney

Name of County	Avg. # of Weekly Hrs Worked in Job	Avg. Years in Job	Current Salary	Starting Salary	Maximum Salary	Status	Merit Increase	Longevity Increase	COLA
Adams	40		\$111,974			Exempt	-	-	X
Bond							-	-	-
Bureau	40		\$75,312			Exempt	-	-	-
Carroll							-	-	-
Cumberland							-	-	-
Dewitt							-	-	-
Effingham	35		\$82,000			Exempt	-	-	X
Fulton	35		\$86,986			Exempt	-	-	X
Gallatin							-	-	-
Grundy	40		\$94,500				-	-	-
Hamilton							-	-	-
Henry							-	-	-
Jackson			\$98,000				-	-	-
Jefferson							-	-	-
Jo Daviess	40	2	\$74,734	\$72,815		Exempt	X	-	-
Kendall							-	-	-
Lasalle							-	-	-
Lee	40		\$77,000			Exempt	-	-	-
Livingston	38	7	\$76,382	\$59,085	\$132,600	Exempt	-	-	X
Macon	35		\$96,000			Exempt	-	-	-
Madison	40	7		\$78,998	\$97,510	Exempt	X	-	X
Marshall							-	-	-

2024 Statewide Salary & Fringe Benefits Survey

Second Assistant State's Attorney

Name of County	Avg. # of Weekly Hrs Worked in Job	Avg. Years in Job	Current Salary	Starting Salary	Maximum Salary	Status	Merit Increase	Longevity Increase	COLA
Mason							-	-	-
McDonough	40	7	\$95,353			Exempt	-	-	-
McHenry							-	-	-
Menard							-	-	-
Montgomery	40	1	\$95,000			Non-Exempt	-	-	-
Moultrie							-	-	-
Ogle							-	-	-
Peoria							-	-	-
Piatt							-	-	-
Pike							-	-	-
Putnam							-	-	-
Randolph							-	-	-
Schuyler							-	-	-
Stark							-	-	-
Stephenson	35	1	\$73,000	\$65,000		Exempt	-	-	X
Tazewell	40		\$141,075			Exempt	-	-	X
Union	35	1	\$55,000			Exempt	X	-	-
Washington	14	3	\$62,830			Exempt	-	-	-
Whiteside	40		\$79,618			Exempt	-	X	X
Will	40		\$153,784			Exempt	X	-	-
Williamson	35	12	\$104,511				-	-	-
Woodford		1	\$100,000			Exempt	-	-	X

2024 Statewide Salary & Fringe Benefits Survey

Supervisor of Assessments

Name of County	Avg. # of Weekly Hrs Worked in Job	Avg. Years in Job	Current Salary	Starting Salary	Maximum Salary	Status	Merit Increase	Longevity Increase	COLA
Adams	40		\$74,611			Exempt	-	-	X
Bond	35	9	\$65,800	\$59,800		Exempt	-	-	X
Bureau	40		\$71,568			Exempt	-	-	-
Carroll	35		\$74,150			Exempt	X	-	-
Cumberland	37		\$51,042				-	-	-
Dewitt	35	35	\$78,317			Exempt	-	-	X
Effingham	35		\$79,536			Exempt	-	-	X
Fulton	35		\$69,055			Exempt	-	-	X
Gallatin							-	-	-
Grundy	40		\$91,763				-	-	-
Hamilton	40	4	\$61,189			Exempt	-	-	-
Henry			\$72,500				-	-	-
Jackson			\$79,276			Exempt	-	-	-
Jefferson							-	-	-
Jo Daviess	40	5	\$67,109	\$43,139		Exempt	X	-	-
Kendall			\$101,745			Exempt	X	-	-
Lasalle	40		\$106,045			Exempt	-	-	X
Lee	40		\$77,022			Exempt	-	-	-
Livingston	38	32	\$74,300	\$59,085	\$104,969	Exempt	-	-	X
Macon	35		\$79,500			Exempt	-	-	-
Madison	40	0.5	\$113,006			Exempt	X	-	X
Marshall			\$60,000				-	-	-

2024 Statewide Salary & Fringe Benefits Survey

Supervisor of Assessments

Name of County	Avg. # of Weekly Hrs Worked in Job	Avg. Years in Job	Current Salary	Starting Salary	Maximum Salary	Status	Merit Increase	Longevity Increase	COLA
Mason			\$75,700			Exempt	-	X	-
McDonough	35	26	\$60,000			Non-Exempt	-	-	-
McHenry	37.5	13	\$145,316	\$118,769	\$172,215	Exempt	X	-	-
Menard	37.92		\$67,425			Exempt	-	-	-
Montgomery	35	4	\$52,885			Non-Exempt	-	-	-
Moultrie	35	7	\$56,276	\$50,000		Exempt	X	-	-
Ogle	40		\$68,959			Exempt	-	-	-
Peoria	40	20	\$102,729	\$62,045	\$93,068	Exempt	-	X	-
Piatt		2	\$66,898				-	-	-
Pike		20	\$60,416	\$60,416		Exempt	-	-	-
Putnam			\$57,537			Exempt	X	-	-
Randolph			\$68,000				-	-	-
Schuyler			\$64,937				-	-	-
Stark	40		\$45,393				-	-	-
Stephenson	35	3	\$68,958	\$65,000		Exempt	X	-	-
Tazewell	40		\$89,734				-	-	-
Union	35	12	\$66,894			Exempt	X	-	-
Washington	35	9	\$61,450			Exempt	-	-	-
Whiteside	40		\$85,680			Exempt	-	-	X
Will	40		\$120,000			Exempt	X	-	-
Williamson	35	4	\$93,365				-	-	-
Woodford		1	\$63,640			Exempt	-	X	X

2024 Statewide Salary & Fringe Benefits Survey

Accounting Clerk

Name of County	Avg. # of Weekly Hrs Worked in Job	Current Salary	Starting Salary	Step 1	Step 2	Maximum Salary	Status	Merit Increase	Longevity Increase	COLA	Union Contract Start Date	Union Contract End Date
Adams								-	-	-		
Bond	35	\$32,760	\$27,300				Non-Exempt	-	X	-	12-01-2022	11-30-2025
Bureau	32		\$23,296				Non-Exempt	-	-	-		
Carroll								-	-	-		
Cumberland								-	-	-		
Dewitt								-	-	-		
Effingham	35	\$41,751	\$40,914				Non-Exempt	-	-	X		
Fulton								-	-	-		
Gallatin								-	-	-		
Grundy								-	-	-		
Hamilton								-	-	-		
Henry								-	-	-		
Jackson	40	\$62,171					Non-Exempt	-	-	-	12-01-2022	11-30-2024
Jefferson								-	-	-		
Jo Daviess								-	-	-		
Kendall								-	-	-		
Lasalle	40	\$36,500					Non-Exempt	-	-	-	12-01-2023	11-30-2027
Lee								-	-	-		
Livingston	38	\$50,017	\$37,050			\$58,169	Non-Exempt	-	-	X		
Macon								-	-	-		
Madison	40		\$39,083			\$61,006	Non-Exempt	-	X	X	12-01-2020	11-30-2024
Marshall								-	-	-		

2024 Statewide Salary & Fringe Benefits Survey

Accounting Clerk

Name of County	Avg. # of Weekly Hrs Worked in Job	Current Salary	Starting Salary	Step 1	Step 2	Maximum Salary	Status	Merit Increase	Longevity Increase	COLA	Union Contract Start Date	Union Contract End Date
Mason								-	-	-		
McDonough	35	\$46,865					Non-Exempt	-	-	-		
McHenry	38	\$37,050	\$35,022			\$50,778	Non-Exempt	X	-	-		
Menard	37	\$32,500					Non-Exempt	-	-	-		
Montgomery	35	\$32,186					Non-Exempt	-	-	-		
Moultrie	35	\$36,054	\$19,124				Non-Exempt	X	X	-		
Ogle								-	-	-		
Peoria	40	\$45,143	\$33,758			\$50,648		-	-	-		
Piatt	40	\$60,671						-	-	-		
Pike	35	\$37,080					Non-Exempt	-	-	-		
Putnam								-	-	-		
Randolph								-	-	-		
Schuyler								-	-	-		
Stark								-	-	-		
Stephenson								-	-	-		
Tazewell	37	\$45,023					Non-Exempt	X	-	X	12-01-2021	11-30-2024
Union	35	\$51,331					Exempt	X	-	-		
Washington								-	-	-		
Whiteside								-	-	-		
Will	40	\$58,178					Exempt	-	-	-		
Williamson								-	-	-		
Woodford	40	\$42,120					Non-Exempt	-	X	X		

2024 Statewide Salary & Fringe Benefits Survey

Administrative Assistant

Name of County	Avg. # of Weekly Hrs Worked in Job	Current Salary	Starting Salary	Step 1	Step 2	Maximum Salary	Status	Merit Increase	Longevity Increase	COLA	Union Contract Start Date	Union Contract End Date
Adams								-	-	-		
Bond	35	\$36,072	\$27,300				Non-Exempt	-	X	-	12-01-2022	11-30-2025
Bureau	32	\$24,960	\$23,296				Non-Exempt	-	-	-	12-01-2022	11-30-2025
Carroll								-	-	-		
Cumberland								-	-	-		
Dewitt	40	\$47,840	\$33,280				Non-Exempt	-	-	-		
Effingham	35	\$44,153	\$41,077				Non-Exempt	-	-	X		
Fulton								-	-	-		
Gallatin								-	-	-		
Grundy	40	\$65,236						-	-	-		
Hamilton								-	-	-		
Henry								-	-	-		
Jackson								-	-	-		
Jefferson								-	-	-		
Jo Daviess	40	\$36,338	\$36,338	\$37,274	\$38,189		Non-Exempt	X	-	-		
Kendall		\$55,000					Non-Exempt	X	-	-		
Lasalle	40	\$38,000					Non-Exempt	-	-	X		
Lee								-	-	-		
Livingston								-	-	-		
Macon								-	-	-		
Madison	40		\$35,630			\$69,950	Non-Exempt	-	X	X	12-01-2020	11-30-2024
Marshall								-	-	-		

2024 Statewide Salary & Fringe Benefits Survey

Administrative Assistant

Name of County	Avg. # of Weekly Hrs Worked in Job	Current Salary	Starting Salary	Step 1	Step 2	Maximum Salary	Status	Merit Increase	Longevity Increase	COLA	Union Contract Start Date	Union Contract End Date
Mason								-	-	-		
McDonough	35	\$45,202					Non-Exempt	-	-	-		
McHenry	36	\$33,245	\$31,629			\$45,864	Non-Exempt	X	-	-		
Menard	37	\$34,736					Non-Exempt	-	-	-		
Montgomery								-	-	-		
Moultrie	35	\$32,875	\$27,834				Non-Exempt	X	X	-		
Ogle								-	-	-		
Peoria	40	\$37,128	\$33,758			\$50,648		-	-	-		
Piatt								-	-	-		
Pike								-	-	-		
Putnam								-	-	-		
Randolph								-	-	-		
Schuyler								-	-	-		
Stark								-	-	-		
Stephenson	35	\$46,381	\$43,825				Exempt	-	-	X		
Tazewell	37	\$50,895					Non-Exempt	X	-	X		
Union	40	\$43,784					Non-Exempt	X	-	-		
Washington								-	-	-		
Whiteside	37	\$47,834					Exempt	-	X	X		
Will	40	\$54,267					Exempt	-	-	-		
Williamson	35	\$22,000						-	-	-		
Woodford								-	-	-		

2024 Statewide Salary & Fringe Benefits Survey

Chief Deputy Circuit Clerk

Name of County	Avg. # of Weekly Hrs Worked in Job	Current Salary	Starting Salary	Step 1	Step 2	Maximum Salary	Status	Merit Increase	Longevity Increase	COLA	Union Contract Start Date	Union Contract End Date
Adams	40	\$51,896					Non-Exempt	-	-	X	12-01-2021	11-30-2024
Bond	40	\$40,313	\$27,300				Non-Exempt	-	X	-	12-01-2022	11-30-2025
Bureau	32	\$29,952					Non-Exempt	-	-	-		
Carroll								-	-	-		
Cumberland	37	\$35,587						-	X	-		
Dewitt	35	\$34,580	\$29,120				Non-Exempt	-	-	-		
Effingham	35	\$41,751	\$40,914				Non-Exempt	-	-	X		
Fulton	35	\$56,638						-	X	-	12-01-2022	11-30-2026
Gallatin								-	-	-		
Grundy	40	\$61,868						-	-	-		
Hamilton	40	\$44,096					Non-Exempt	-	-	-		
Henry								-	-	-		
Jackson	40	\$79,721					Non-Exempt	-	-	-		
Jefferson								-	-	-		
Jo Daviess	40	\$47,798	\$43,139	\$44,262	\$45,365		Non-Exempt	X	-	-		
Kendall		\$76,199					Exempt	X	-	-		
Lasalle	40	\$99,377					Exempt	-	-	X		
Lee	40	\$53,000					Non-Exempt	-	-	-		
Livingston	38	\$37,050	\$37,050			\$58,169	Non-Exempt	-	-	X		
Macon	35	\$64,925					Exempt	-	-	-		
Madison								-	-	-		
Marshall		\$42,598						-	-	-		

2024 Statewide Salary & Fringe Benefits Survey

Chief Deputy Circuit Clerk

Name of County	Avg. # of Weekly Hrs Worked in Job	Current Salary	Starting Salary	Step 1	Step 2	Maximum Salary	Status	Merit Increase	Longevity Increase	COLA	Union Contract Start Date	Union Contract End Date
Mason	40	\$44,436	\$34,456					-	X	X		
McDonough	35	\$53,000					Non-Exempt	-	-	-		
McHenry	38	\$94,535	\$73,540			\$106,633	Exempt	X	-	-		
Menard	37	\$45,971					Non-Exempt	-	-	-		
Montgomery	35	\$44,687					Non-Exempt	-	-	-		
Moultrie	35	\$38,984	\$17,000				Non-Exempt	X	X	-		
Ogle	35	\$62,680					Non-Exempt	-	-	-		
Peoria	40	\$112,176	\$52,219			\$78,329		-	-	-		
Piatt								-	-	-		
Pike	35	\$49,249					Non-Exempt	-	-	-		
Putnam	35	\$32,760					Non-Exempt	X	-	-		
Randolph			\$53,673					-	-	-		
Schuyler		\$35,815						-	-	-		
Stark	40	\$31,200						-	-	-		
Stephenson	35	\$48,683	\$40,800				Exempt	-	-	X		
Tazewell	40	\$76,309					Exempt	X	-	X		
Union	35		\$27,809			\$37,965	Non-Exempt	X	X	-	12-01-2020	11-30-2025
Washington	35	\$36,509					Non-Exempt	-	-	-		
Whiteside	40	\$57,200					Exempt	-	X	X		
Will	40	\$138,946					Exempt	-	-	-		
Williamson	35	\$46,064						-	-	-		
Woodford								-	-	-		

2024 Statewide Salary & Fringe Benefits Survey

Chief Deputy County Clerk

Name of County	Avg. # of Weekly Hrs Worked in Job	Current Salary	Starting Salary	Step 1	Step 2	Maximum Salary	Status	Merit Increase	Longevity Increase	COLA	Union Contract Start Date	Union Contract End Date
Adams	40	\$70,490					Exempt	-	-	X		
Bond	35	\$33,215	\$27,300				Non-Exempt	-	X	-	12-01-2022	11-30-2025
Bureau	32	\$28,288					Non-Exempt	-	-	-		
Carroll								-	-	-		
Cumberland	37	\$39,585						-	X	-	12-01-2022	11-30-2025
Dewitt	35	\$32,760	\$29,120				Non-Exempt	-	-	-		
Effingham	35	\$41,751	\$40,914				Non-Exempt	-	-	X		
Fulton	35	\$51,870						-	X	-	12-01-2022	11-30-2026
Gallatin								-	-	-		
Grundy	40	\$59,342						-	-	-		
Hamilton	40	\$42,244	\$41,724	\$312	\$520		Non-Exempt	-	X	-	12-1-2022	11-30-2025
Henry								-	-	-		
Jackson	40	\$72,824					Non-Exempt	-	-	-		
Jefferson								-	-	-		
Jo Daviess	40	\$51,314	\$48,797	\$50,066	\$51,314		Non-Exempt	X	-	-		
Kendall		\$74,370					Exempt	X	-	-		
Lasalle	40	\$67,000					Non-Exempt	-	-	X		
Lee	40	\$46,579					Non-Exempt	-	-	-		
Livingston	38	\$39,234	\$37,050			\$58,169	Non-Exempt	-	-	X		
Macon	35	\$65,490					Exempt	-	-	-		
Madison	40	\$91,145					Exempt	X	-	X		
Marshall		\$44,430						-	-	-		

2024 Statewide Salary & Fringe Benefits Survey

Chief Deputy County Clerk

Name of County	Avg. # of Weekly Hrs Worked in Job	Current Salary	Starting Salary	Step 1	Step 2	Maximum Salary	Status	Merit Increase	Longevity Increase	COLA	Union Contract Start Date	Union Contract End Date
Mason	40	\$49,172	\$34,456					-	X	X		
McDonough	35	\$46,865					Non-Exempt	-	-	-		
McHenry	38	\$96,954	\$73,540			\$106,633	Exempt	X	-	-		
Menard	37	\$35,000					Non-Exempt	-	-	-		
Montgomery	35	\$48,539					Non-Exempt	-	-	-		
Moultrie	35	\$40,040	\$15,000				Non-Exempt	X	X	-		
Ogle	35	\$44,062					Non-Exempt	-	-	-		
Peoria	40	\$76,245	\$56,923			\$85,384		-	-	-		
Piatt								-	-	-		
Pike	35	\$49,769					Non-Exempt	-	-	-		
Putnam	35	\$32,760					Non-Exempt	X	-	-		
Randolph			\$34,756					-	-	-		
Schuyler		\$35,815						-	-	-		
Stark	25	\$19,110						-	-	-		
Stephenson	35	\$30,030	\$30,030				Exempt	-	-	X		
Tazewell	40	\$88,624					Exempt	X	-	X		
Union	35		\$27,809			\$37,965	Non-Exempt	X	X	-	12-01-2020	11-30-2025
Washington	35	\$39,822					Non-Exempt	-	-	-		
Whiteside	35	\$40,386					Non-Exempt	-	X	X		
Will	40	\$95,500					Exempt	-	-	-		
Williamson	35	\$44,000						-	-	-		
Woodford	40	\$54,767					Non-Exempt	-	X	X		

2024 Statewide Salary & Fringe Benefits Survey

Chief Deputy Recorder

Name of County	Avg. # of Weekly Hrs Worked in Job	Current Salary	Starting Salary	Step 1	Step 2	Maximum Salary	Status	Merit Increase	Longevity Increase	COLA	Union Contract Start Date	Union Contract End Date
Adams	40	\$54,974					Non-Exempt	-	-	X		
Bond	35	\$36,309	\$27,300				Non-Exempt	-	X	-	12-01-2022	11-30-2025
Bureau	32	\$46,592					Non-Exempt	-	-	-		
Carroll								-	-	-		
Cumberland								-	-	-		
Dewitt								-	-	-		
Effingham	35	\$41,751	\$40,914				Non-Exempt	-	-	X		
Fulton	35	\$56,638						-	X	-	12-01-2022	11-30-2026
Gallatin								-	-	-		
Grundy	40	\$39,852						-	-	-		
Hamilton								-	-	-		
Henry								-	-	-		
Jackson	40	\$49,644					Non-Exempt	-	-	-	12-01-2022	11-30-2024
Jefferson								-	-	-		
Jo Daviess	40	\$46,467	\$43,139	\$44,262	\$45,365		Non-Exempt	X	-	-		
Kendall		\$64,255					Exempt	X	-	-		
Lasalle	40	\$64,586					Exempt	-	-	X		
Lee								-	-	-		
Livingston								-	-	-		
Macon	35	\$52,820					Exempt	-	-	-		
Madison								-	-	-		
Marshall								-	-	-		

2024 Statewide Salary & Fringe Benefits Survey

Chief Deputy Recorder

Name of County	Avg. # of Weekly Hrs Worked in Job	Current Salary	Starting Salary	Step 1	Step 2	Maximum Salary	Status	Merit Increase	Longevity Increase	COLA	Union Contract Start Date	Union Contract End Date
Mason								-	-	-		
McDonough								-	-	-		
McHenry	38	\$86,990	\$73,540			\$106,633	Exempt	X	-	-		
Menard	37	\$32,500					Non-Exempt	-	-	-		
Montgomery	35	\$30,940					Non-Exempt	-	-	-		
Moultrie								-	-	-		
Ogle	35	\$43,643					Non-Exempt	-	-	-		
Peoria								-	-	-		
Piatt								-	-	-		
Pike	35	\$49,769					Non-Exempt	-	-	-		
Putnam								-	-	-		
Randolph			\$53,673					-	-	-		
Schuyler								-	-	-		
Stark								-	-	-		
Stephenson	35	\$35,490	\$35,490				Exempt	-	-	X		
Tazewell								-	-	-		
Union								-	-	-		
Washington	35	\$36,509					Non-Exempt	-	-	-	12-01-2022	11-30-2025
Whiteside	37	\$40,268					Non-Exempt	-	X	X		
Will	40	\$90,000					Exempt	-	-	-		
Williamson								-	-	-		
Woodford								-	-	-		

2024 Statewide Salary & Fringe Benefits Survey

Chief Deputy Supervisor Assessments

Name of County	Avg. # of Weekly Hrs Worked in Job	Current Salary	Starting Salary	Step 1	Step 2	Maximum Salary	Status	Merit Increase	Longevity Increase	COLA	Union Contract Start Date	Union Contract End Date
Adams	40	\$51,438					Non-Exempt	-	-	X		
Bond								-	-	-		
Bureau	32	\$46,592					Non-Exempt	-	-	-		
Carroll								-	-	-		
Cumberland	37	\$39,000						-	X	-	12-01-2022	11-30-2025
Dewitt	35	\$32,760	\$29,120				Non-Exempt	-	-	-		
Effingham	35	\$47,047					Non-Exempt	-	-	X		
Fulton	35	\$50,850						-	X	-	12-01-2022	11-30-2026
Gallatin								-	-	-		
Grundy	40	\$63,000						-	-	-		
Hamilton	40	\$45,364	\$41,724	\$312	\$520		Non-Exempt	-	X	-	12-1-2022	11-30-2025
Henry								-	-	-		
Jackson	40	\$49,556					Non-Exempt	-	-	-		
Jefferson								-	-	-		
Jo Daviess	40	\$43,160	\$43,139	\$44,262	\$45,365		Non-Exempt	X	-	-		
Kendall								-	-	-		
Lasalle	40	\$68,400					Exempt	-	-	X		
Lee	40	\$59,696					Non-Exempt	-	-	-		
Livingston	38	\$41,925	\$37,050			\$58,169	Non-Exempt	-	-	X		
Macon	35	\$44,095					Exempt	-	-	-		
Madison	40	\$79,539	\$65,000			\$95,000	Exempt	X	-	X		
Marshall		\$44,430						-	-	-		

2024 Statewide Salary & Fringe Benefits Survey

Chief Deputy Supervisor Assessments

Name of County	Avg. # of Weekly Hrs Worked in Job	Current Salary	Starting Salary	Step 1	Step 2	Maximum Salary	Status	Merit Increase	Longevity Increase	COLA	Union Contract Start Date	Union Contract End Date
Mason	40	\$47,493	\$34,456					-	X	X		
McDonough								-	-	-		
McHenry	38	\$85,841	\$84,395			\$122,372	Exempt	X	-	-		
Menard	37	\$42,966					Non-Exempt	-	-	-		
Montgomery	35	\$51,090					Non-Exempt	-	-	-		
Moultrie	18	\$16,580	\$10,001				Non-Exempt	X	X	-		
Ogle								-	-	-		
Peoria	40	\$78,750	\$52,219			\$78,329		-	-	-		
Piatt								-	-	-		
Pike	35	\$34,732					Non-Exempt	-	-	-		
Putnam								-	-	-		
Randolph								-	-	-		
Schuyler								-	-	-		
Stark	40	\$30,713						-	-	-		
Stephenson	35	\$31,722	\$29,120				Exempt	-	-	X		
Tazewell	37	\$61,550					Exempt	X	-	X		
Union	35		\$28,428			\$39,566	Non-Exempt	X	X	-	12-01-2020	11-30-2025
Washington	35	\$36,509					Non-Exempt	-	-	-	12-01-2022	11-30-2025
Whiteside	35	\$41,441					Non-Exempt	-	X	X		
Will	40	\$128,000					Exempt	-	-	-		
Williamson								-	-	-		
Woodford								-	-	-		

2024 Statewide Salary & Fringe Benefits Survey

Chief Deputy Treasurer

Name of County	Avg. # of Weekly Hrs Worked in Job	Current Salary	Starting Salary	Step 1	Step 2	Maximum Salary	Status	Merit Increase	Longevity Increase	COLA	Union Contract Start Date	Union Contract End Date
Adams	40	\$57,033					Non-Exempt	-	-	X	12-01-2022	11-30-2025
Bond	35	\$35,945	\$27,300				Non-Exempt	-	X	-	12-01-2022	11-30-2025
Bureau	32	\$28,288					Non-Exempt	-	-	-		
Carroll								-	-	-		
Cumberland	37	\$37,050						-	X	-	12-01-2022	11-30-2025
Dewitt	35	\$32,760	\$29,120				Non-Exempt	-	-	-		
Effingham	35	\$41,751	\$40,914				Non-Exempt	-	-	X		
Fulton	35	\$40,294						-	X	-	12-01-2022	11-30-2026
Gallatin								-	-	-		
Grundy	40	\$67,473						-	-	-		
Hamilton	40	\$42,036	\$41,724	\$312	\$520		Non-Exempt	-	X	-	12-1-2022	11-30-2025
Henry								-	-	-		
Jackson	40	\$52,000					Non-Exempt	-	-	-	12-01-2022	11-30-2024
Jefferson								-	-	-		
Jo Daviess	40	\$51,813	\$43,139	\$44,262	\$45,365		Non-Exempt	X	-	-		
Kendall		\$103,330					Exempt	X	-	-		
Lasalle	40	\$90,599					Exempt	-	-	X		
Lee	40	\$36,088					Non-Exempt	-	-	-		
Livingston	38	\$40,228	\$37,050			\$58,169	Non-Exempt	-	-	X		
Macon	35	\$55,346					Exempt	-	-	-		
Madison	40	\$83,845					Exempt	X	-	X		
Marshall		\$44,430						-	-	-		

2024 Statewide Salary & Fringe Benefits Survey

Chief Deputy Treasurer

Name of County	Avg. # of Weekly Hrs Worked in Job	Current Salary	Starting Salary	Step 1	Step 2	Maximum Salary	Status	Merit Increase	Longevity Increase	COLA	Union Contract Start Date	Union Contract End Date
Mason	40	\$39,994	\$34,456					-	X	X		
McDonough	35	\$47,736					Non-Exempt	-	-	-		
McHenry	38	\$85,850	\$73,540			\$106,633	Exempt	X	-	-		
Menard	37	\$35,656					Non-Exempt	-	-	-		
Montgomery	35	\$45,695					Non-Exempt	-	-	-		
Moultrie	35	\$33,688	\$20,748				Non-Exempt	X	X	-		
Ogle	35	\$54,108					Non-Exempt	-	-	-		
Peoria	40	\$80,325	\$47,908			\$71,861		-	-	-		
Piatt								-	-	-		
Pike	35	\$47,474					Non-Exempt	-	-	-		
Putnam								-	-	-		
Randolph								-	-	-		
Schuyler		\$30,000						-	-	-		
Stark								-	-	-		
Stephenson	35	\$37,440	\$24,570				Exempt	-	-	X		
Tazewell	37	\$61,582					Exempt	X	-	X		
Union	35		\$27,809			\$37,965	Non-Exempt	X	X	-	12-01-2020	11-30-2025
Washington	35	\$36,509					Non-Exempt	-	-	-	12-01-2022	11-30-2025
Whiteside	37	\$39,605					Exempt	-	X	X		
Will	40	\$91,296					Exempt	-	-	-		
Williamson	35	\$34,834						-	-	-		
Woodford	40	\$54,764					Exempt	-	X	X		

2024 Statewide Salary & Fringe Benefits Survey

Clerk

Name of County	Avg. # of Weekly Hrs Worked in Job	Current Salary	Starting Salary	Step 1	Step 2	Maximum Salary	Status	Merit Increase	Longevity Increase	COLA	Union Contract Start Date	Union Contract End Date
Adams								-	-	-		
Bond	35	\$32,758	\$21,840				Non-Exempt	-	X	-	12-01-2022	11-30-2025
Bureau	32	\$26,624	\$23,296					-	-	-	12-01-2022	11-30-2025
Carroll	35		\$29,757				Non-Exempt	X	-	-	12-01-2021	11-30-2025
Cumberland								-	-	-		
Dewitt	35		\$27,300				Non-Exempt	-	-	-		
Effingham	35	\$40,914	\$27,336	\$32,219	\$36,564		Non-Exempt	-	-	X		
Fulton								-	-	-		
Gallatin								-	-	-		
Grundy								-	-	-		
Hamilton								-	-	-		
Henry								-	-	-		
Jackson								-	-	-		
Jefferson								-	-	-		
Jo Daviess	40	\$37,274	\$36,338	\$37,274	\$38,189		Non-Exempt	X	-	-		
Kendall		\$28,749					Non-Exempt	-	-	X	12-1-2019	11-30-2023
Lasalle	40	\$36,000					Non-Exempt	-	-	-	12-01-2023	11-30-2027
Lee								-	-	-		
Livingston	38	\$33,852	\$31,278			\$49,745	Non-Exempt	-	-	X		
Macon								-	-	-		
Madison	40		\$32,053			\$44,283	Non-Exempt	-	X	X	12-01-2020	11-30-2024
Marshall								-	-	-		

2024 Statewide Salary & Fringe Benefits Survey

Clerk

Name of County	Avg. # of Weekly Hrs Worked in Job	Current Salary	Starting Salary	Step 1	Step 2	Maximum Salary	Status	Merit Increase	Longevity Increase	COLA	Union Contract Start Date	Union Contract End Date
Mason								-	-	-		
McDonough	35	\$40,000					Non-Exempt	-	-	-		
McHenry	38	\$32,756	\$30,810			\$44,675	Non-Exempt	-	-	-	12-01-2023	11-30-2023
Menard	37	\$39,103					Non-Exempt	-	-	-		
Montgomery	35	\$39,202					Non-Exempt	-	-	-		
Moultrie	35	\$30,701	\$24,807				Non-Exempt	X	X	-		
Ogle	35	\$31,285					Non-Exempt	-	-	-		
Peoria	40	\$41,496	\$33,758			\$50,648		-	-	-		
Piatt	40	\$29,811						-	-	-		
Pike	35	\$30,000	\$28,500				Non-Exempt	-	-	-		
Putnam	35	\$29,120					Non-Exempt	X	-	-		
Randolph								-	-	-		
Schuyler								-	-	-		
Stark								-	-	-		
Stephenson	35	\$27,300	\$27,300				Non-Exempt	-	-	X	12-01-2021	11-30-2024
Tazewell	40	\$34,040					Non-Exempt	X	-	X	12-01-2021	11-30-2024
Union	35		\$278,809			\$37,965	Non-Exempt	X	X	-	12-01-2020	11-30-2025
Washington	35	\$33,015					Non-Exempt	-	-	-	12-01-2022	11-30-2025
Whiteside	35	\$32,278					Non-Exempt	-	X	X		
Will	40	\$49,795					Exempt	-	-	-		
Williamson								-	-	-		
Woodford	40	\$43,680					Non-Exempt	-	X	X		

2024 Statewide Salary & Fringe Benefits Survey

Executive/Judicial Secretary

Name of County	Avg. # of Weekly Hrs Worked in Job	Current Salary	Starting Salary	Step 1	Step 2	Maximum Salary	Status	Merit Increase	Longevity Increase	COLA	Union Contract Start Date	Union Contract End Date
Adams								-	-	-		
Bond								-	-	-		
Bureau								-	-	-		
Carroll								-	-	-		
Cumberland								-	-	-		
Dewitt	35	\$36,400	\$29,120				Non-Exempt	-	-	-		
Effingham	35	\$44,845	\$36,564	\$40,914			Non-Exempt	-	-	X		
Fulton	35	\$51,355						-	X	-		
Gallatin								-	-	-		
Grundy								-	-	-		
Hamilton								-	-	-		
Henry								-	-	-		
Jackson								-	-	-		
Jefferson								-	-	-		
Jo Daviess								-	-	-		
Kendall		\$56,530					Non-Exempt	X	-	-		
Lasalle	40	\$62,800					Exempt	-	-	X		
Lee	40	\$37,357					Non-Exempt	-	-	-		
Livingston	38	\$52,670	\$37,050			\$58,169	Non-Exempt	-	-	X		
Macon	35	\$51,352					Exempt	-	-	-		
Madison	40		\$44,450			\$55,016	Non-Exempt	-	X	X	12-01-2020	11-30-2024
Marshall								-	-	-		

2024 Statewide Salary & Fringe Benefits Survey

Executive/Judicial Secretary

Name of County	Avg. # of Weekly Hrs Worked in Job	Current Salary	Starting Salary	Step 1	Step 2	Maximum Salary	Status	Merit Increase	Longevity Increase	COLA	Union Contract Start Date	Union Contract End Date
Mason								-	-	-		
McDonough	35	\$38,584					Non-Exempt	-	-	-		
McHenry	38	\$60,073	\$48,594			\$70,454	Non-Exempt	X	-	-		
Menard								-	-	-		
Montgomery								-	-	-		
Moultrie	35	\$32,815	\$20,002				Non-Exempt	X	X	-		
Ogle	35	\$55,625					Non-Exempt	-	-	-		
Peoria	40							-	-	-		
Piatt								-	-	-		
Pike								-	-	-		
Putnam								-	-	-		
Randolph								-	-	-		
Schuyler								-	-	-		
Stark								-	-	-		
Stephenson								-	-	-		
Tazewell	40	\$63,475					Non-Exempt	X	-	X		
Union								-	-	-		
Washington								-	-	-		
Whiteside								-	-	-		
Will	40	\$74,665					Exempt	-	-	-		
Williamson	35	\$43,000						-	-	-		
Woodford	40	\$51,965					Non-Exempt	-	X	X		

2024 Statewide Salary & Fringe Benefits Survey

Facilities Services Manager

Name of County	Avg. # of Weekly Hrs Worked in Job	Current Salary	Starting Salary	Step 1	Step 2	Maximum Salary	Status	Merit Increase	Longevity Increase	COLA	Union Contract Start Date	Union Contract End Date
Adams	40	\$74,880					Non-Exempt	-	-	X		
Bond								-	-	-		
Bureau								-	-	-		
Carroll								-	-	-		
Cumberland								-	-	-		
Dewitt								-	-	-		
Effingham								-	-	-		
Fulton								-	-	-		
Gallatin								-	-	-		
Grundy								-	-	-		
Hamilton								-	-	-		
Henry								-	-	-		
Jackson								-	-	-		
Jefferson								-	-	-		
Jo Daviess	40	\$41,392	\$40,331	\$41,371	\$42,390		Non-Exempt	X	-	-		
Kendall								-	-	-		
Lasalle								-	-	-		
Lee								-	-	-		
Livingston								-	-	-		
Macon								-	-	-		
Madison	40	\$80,662	\$69,347			\$93,475	Non-Exempt	-	X	X		
Marshall								-	-	-		

2024 Statewide Salary & Fringe Benefits Survey

Facilities Services Manager

Name of County	Avg. # of Weekly Hrs Worked in Job	Current Salary	Starting Salary	Step 1	Step 2	Maximum Salary	Status	Merit Increase	Longevity Increase	COLA	Union Contract Start Date	Union Contract End Date
Mason								-	-	-		
McDonough								-	-	-		
McHenry	38	\$85,183	\$66,303			\$96,139	Exempt	X	-	-		
Menard								-	-	-		
Montgomery								-	-	-		
Moultrie								-	-	-		
Ogle								-	-	-		
Peoria								-	-	-		
Piatt								-	-	-		
Pike								-	-	-		
Putnam	40	\$45,760					Non-Exempt	X	-	-		
Randolph								-	-	-		
Schuyler								-	-	-		
Stark								-	-	-		
Stephenson								-	-	-		
Tazewell								-	-	-		
Union								-	-	-		
Washington								-	-	-		
Whiteside								-	-	-		
Will	40	\$100,739					Exempt	-	-	-		
Williamson								-	-	-		
Woodford								-	-	-		

2024 Statewide Salary & Fringe Benefits Survey

GIS Coordinator

Name of County	Avg. # of Weekly Hrs Worked in Job	Current Salary	Starting Salary	Step 1	Step 2	Maximum Salary	Status	Merit Increase	Longevity Increase	COLA	Union Contract Start Date	Union Contract End Date
Adams	40	\$66,726					Non-Exempt	-	-	X		
Bond								-	-	-		
Bureau	32	\$44,928					Non-Exempt	-	-	-	12-01-2022	11-30-2025
Carroll								-	-	-		
Cumberland								-	-	-		
Dewitt	35	\$43,680	\$29,120				Non-Exempt	-	-	-		
Effingham	35	\$55,219					Non-Exempt	-	-	X		
Fulton								-	-	-		
Gallatin								-	-	-		
Grundy	40	\$99,325						-	-	-		
Hamilton								-	-	-		
Henry								-	-	-		
Jackson	40	\$49,566					Non-Exempt	-	-	-	12-01-2022	11-30-2024
Jefferson								-	-	-		
Jo Daviess	40	\$63,931	\$48,816	\$50,072	\$51,330		Exempt	X	-	-		
Kendall		\$98,532					Exempt	X	-	-		
Lasalle	40	\$51,800					Non-Exempt	-	-	-	12-01-2023	11-30-2027
Lee	40	\$62,088					Non-Exempt	-	-	-		
Livingston	38	\$53,800	\$37,050			\$58,169	Non-Exempt	-	-	X		
Macon	35	\$40,110					Exempt	-	-	-		
Madison	40	\$88,005	\$75,000			\$105,000	Exempt	X	-	X		
Marshall								-	-	-		

2024 Statewide Salary & Fringe Benefits Survey

GIS Coordinator

Name of County	Avg. # of Weekly Hrs Worked in Job	Current Salary	Starting Salary	Step 1	Step 2	Maximum Salary	Status	Merit Increase	Longevity Increase	COLA	Union Contract Start Date	Union Contract End Date
Mason								-	-	-		
McDonough	35	\$43,741					Non-Exempt	-	-	-		
McHenry	38	\$127,607	\$104,295			\$151,228	Exempt	X	-	-		
Menard								-	-	-		
Montgomery	35	\$43,916					Non-Exempt	-	-	-		
Moultrie	17	\$21,580	\$10,001				Non-Exempt	X	X	-		
Ogle	40	\$72,848					Exempt	-	-	-		
Peoria	40	\$58,905	\$47,698			\$71,547		-	-	-		
Piatt								-	-	-		
Pike							Exempt	-	-	-		
Putnam								-	-	-		
Randolph								-	-	-		
Schuyler								-	-	-		
Stark								-	-	-		
Stephenson	35	\$56,293	\$33,500				Exempt	-	-	X		
Tazewell	37	\$53,000					Exempt	X	-	X		
Union	35	\$39,566	\$28,428			\$39,566	Non-Exempt	X	X	-	12-01-2020	11-30-2025
Washington								-	-	-		
Whiteside	40	\$65,749					Exempt	-	X	X		
Will	40	\$108,597					Exempt	-	-	-		
Williamson								-	-	-		
Woodford	40	\$47,694					Non-Exempt	-	X	X		

2024 Statewide Salary & Fringe Benefits Survey

IT Support/IT Assistant

Name of County	Avg. # of Weekly Hrs Worked in Job	Current Salary	Starting Salary	Step 1	Step 2	Maximum Salary	Status	Merit Increase	Longevity Increase	COLA	Union Contract Start Date	Union Contract End Date
Adams	40	\$42,078	\$37,086				Non-Exempt	-	-	X		
Bond								-	-	-		
Bureau								-	-	-		
Carroll								-	-	-		
Cumberland								-	-	-		
Dewitt								-	-	-		
Effingham	35	\$77,750					Non-Exempt	-	-	X		
Fulton								-	-	-		
Gallatin								-	-	-		
Grundy	40	\$63,000						-	-	-		
Hamilton								-	-	-		
Henry								-	-	-		
Jackson	40	\$35,000					Non-Exempt	-	-	-		
Jefferson								-	-	-		
Jo Daviess	40	\$50,981	\$45,989	\$47,174	\$48,339		Non-Exempt	X	-	-		
Kendall		\$51,549					Non-Exempt	X	-	-		
Lasalle	40	\$40,000					Exempt	-	-	X		
Lee	40	\$45,760					Non-Exempt	-	-	-		
Livingston	38	\$40,463	\$31,278			\$49,745	Non-Exempt	-	-	X		
Macon	35	\$63,188					Exempt	-	-	-		
Madison	40		\$42,661			\$51,563	Non-Exempt	-	X	X	12-01-2020	11-30-2024
Marshall								-	-	-		

2024 Statewide Salary & Fringe Benefits Survey

IT Support/IT Assistant

Name of County	Avg. # of Weekly Hrs Worked in Job	Current Salary	Starting Salary	Step 1	Step 2	Maximum Salary	Status	Merit Increase	Longevity Increase	COLA	Union Contract Start Date	Union Contract End Date
Mason								-	-	-		
McDonough								-	-	-		
McHenry	38	\$52,213	\$48,594			\$70,454	Non-Exempt	X	-	-		
Menard								-	-	-		
Montgomery	35	\$45,295					Non-Exempt	-	-	-		
Moultrie								-	-	-		
Ogle	40	\$50,653					Exempt	-	-	-		
Peoria						\$63,398		-	-	-		
Piatt								-	-	-		
Pike							Exempt	-	-	-		
Putnam								-	-	-		
Randolph								-	-	-		
Schuyler								-	-	-		
Stark								-	-	-		
Stephenson								-	-	-		
Tazewell	40	\$48,713					Non-Exempt	X	-	X		
Union								-	-	-		
Washington								-	-	-		
Whiteside	35	\$41,824					Non-Exempt	-	X	X		
Will	40	\$63,984					Exempt	-	-	-		
Williamson								-	-	-		
Woodford								-	-	-		

2024 Statewide Salary & Fringe Benefits Survey

Legal Secretary

Name of County	Avg. # of Weekly Hrs Worked in Job	Current Salary	Starting Salary	Step 1	Step 2	Maximum Salary	Status	Merit Increase	Longevity Increase	COLA	Union Contract Start Date	Union Contract End Date
Adams	40	\$46,633	\$36,150	\$36,608	\$38,542	\$46,633	Exempt	-	-	X	12-01-2022	11-30-2025
Bond								-	-	-		
Bureau	40	\$41,600					Non-Exempt	-	-	-		
Carroll								-	-	-		
Cumberland								-	-	-		
Dewitt	35	\$27,300					Non-Exempt	-	-	-		
Effingham	35	\$44,080					Non-Exempt	-	-	X		
Fulton								-	-	-		
Gallatin								-	-	-		
Grundy	40	\$36,420						-	-	-		
Hamilton	40	\$39,748					Non-Exempt	-	-	-		
Henry								-	-	-		
Jackson								-	-	-		
Jefferson								-	-	-		
Jo Daviess	40	\$45,386	\$41,101	\$42,162	\$43,222		Non-Exempt	X	-	-		
Kendall		\$46,237					Non-Exempt	-	-	-		
Lasalle	40	\$36,000					Non-Exempt	-	-	-	12-01-2023	11-30-2027
Lee								-	-	-		
Livingston	38	\$40,365	\$37,050			\$58,169	Non-Exempt	-	-	X		
Macon								-	-	-		
Madison								-	-	-		
Marshall								-	-	-		

2024 Statewide Salary & Fringe Benefits Survey

Legal Secretary

Name of County	Avg. # of Weekly Hrs Worked in Job	Current Salary	Starting Salary	Step 1	Step 2	Maximum Salary	Status	Merit Increase	Longevity Increase	COLA	Union Contract Start Date	Union Contract End Date
Mason								-	-	-		
McDonough	35	\$39,000					Non-Exempt	-	-	-		
McHenry	38	\$41,048	\$38,415			\$55,692	Non-Exempt	X	-	-		
Menard	37	\$37,128					Non-Exempt	-	-	-		
Montgomery	35	\$37,765					Non-Exempt	-	-	-		
Moultrie	35	\$38,165	\$24,752				Non-Exempt	X	X	-		
Ogle								-	-	-		
Peoria	40	\$44,444	\$33,758			\$50,648		-	-	-		
Piatt								-	-	-		
Pike	35	\$40,500					Non-Exempt	-	-	-		
Putnam	35	\$32,760					Non-Exempt	X	-	-		
Randolph			\$53,673					-	-	-		
Schuyler								-	-	-		
Stark								-	-	-		
Stephenson								-	-	-		
Tazewell	40	\$44,182					Non-Exempt	X	-	X		
Union	35		\$29,283			\$39,985	Non-Exempt	X	X	-	12-01-2020	11-30-2025
Washington	35	\$34,362					Non-Exempt	-	-	-	12-01-2022	11-30-2025
Whiteside	35	\$38,317					Non-Exempt	-	X	X		
Will	40	\$50,565					Non-Exempt	X	-	X		
Williamson	35	\$28,000						-	-	-		
Woodford								-	-	-		

2024 Statewide Salary & Fringe Benefits Survey

Probation Officer

Name of County	Avg. # of Weekly Hrs Worked in Job	Current Salary	Starting Salary	Step 1	Step 2	Maximum Salary	Status	Merit Increase	Longevity Increase	COLA	Union Contract Start Date	Union Contract End Date
Adams	37	\$50,329	\$48,165	\$52,270	\$59,217	\$62,614	Non-Exempt	-	-	X		
Bond	40	\$59,959	\$40,872				Non-Exempt	-	X	-		
Bureau								-	-	-		
Carroll	35		\$44,954				Exempt	X	-	-		
Cumberland								-	-	-		
Dewitt								-	-	-		
Effingham	35	\$43,903	\$43,200				Exempt	-	-	X	12-01-2021	11-30-2025
Fulton								-	-	-		
Gallatin								-	-	-		
Grundy								-	-	-		
Hamilton								-	-	-		
Henry								-	-	-		
Jackson								-	-	-		
Jefferson								-	-	-		
Jo Daviess	35	\$44,161	\$43,645	\$45,827	\$48,119		Exempt	-	X	-		
Kendall		\$45,200					Non-Exempt	-	-	X	12-1-2021	11-30-2025
Lasalle	40	\$43,446					Non-Exempt	-	-	-	12-01-2021	11-30-2025
Lee	40	\$101,884					Non-Exempt	-	-	-		
Livingston	38	\$60,138					Non-Exempt	-	-	X	12-01-2022	11-30-2025
Macon	37		\$45,250	\$52,400	\$56,003	\$77,424	Exempt	-	-	-		
Madison	40		\$48,464			\$73,008	Non-Exempt	-	X	X	12-01-2020	11-30-2024
Marshall		\$66,252						-	-	-		

2024 Statewide Salary & Fringe Benefits Survey

Probation Officer

Name of County	Avg. # of Weekly Hrs Worked in Job	Current Salary	Starting Salary	Step 1	Step 2	Maximum Salary	Status	Merit Increase	Longevity Increase	COLA	Union Contract Start Date	Union Contract End Date
Mason	40	\$45,576	\$42,300					-	X	X		
McDonough	35	\$46,155					Non-Exempt	-	-	-		
McHenry	38	\$45,478	\$42,826			\$63,687	Non-Exempt	-	-	-	12-01-2023	11-30-2024
Menard	37	\$71,710					Non-Exempt	-	-	-		
Montgomery	35	\$103,732					Non-Exempt	-	-	-		
Moultrie	35	\$58,160	\$38,992				Exempt	X	-	X		
Ogle	35		\$44,505			\$87,183	Non-Exempt	-	-	-		
Peoria	40	\$54,283	\$47,937			\$71,908		-	-	-		
Piatt	40	\$51,361						-	-	-		
Pike	35	\$47,175					Non-Exempt	-	-	-		
Putnam	35	\$50,892					Exempt	X	-	-		
Randolph								-	-	-		
Schuyler		\$68,674						-	-	-		
Stark	40	\$53,839						-	-	-		
Stephenson	35	\$43,000	\$43,000	\$45,150	\$47,408	\$85,896	Exempt	X	X	X	12-01-2019	12-31-2023
Tazewell	40	\$48,556					Non-Exempt	X	-	X		
Union								-	-	-		
Washington	35	\$50,000					Non-Exempt	-	-	-		
Whiteside	40	\$52,466					Non-Exempt	-	-	X	12-01-2023	11-30-2026
Will	40	\$51,500					Non-Exempt	X	-	X		
Williamson								-	-	-		
Woodford	40	\$44,455					Non-Exempt	-	X	X		

2024 Statewide Salary & Fringe Benefits Survey

Tax Extension Specialist

Name of County	Avg. # of Weekly Hrs Worked in Job	Current Salary	Starting Salary	Step 1	Step 2	Maximum Salary	Status	Merit Increase	Longevity Increase	COLA	Union Contract Start Date	Union Contract End Date
Adams							Non-Exempt	-	-	X	12-01-2022	11-30-2025
Bond								-	-	-		
Bureau								-	-	-		
Carroll								-	-	-		
Cumberland								-	-	-		
Dewitt	35		\$29,120				Non-Exempt	-	-	-		
Effingham								-	-	-		
Fulton								-	-	-		
Gallatin								-	-	-		
Grundy								-	-	-		
Hamilton								-	-	-		
Henry								-	-	-		
Jackson								-	-	-		
Jefferson								-	-	-		
Jo Daviess								-	-	-		
Kendall								X	-	-		
Lasalle	40	\$55,000					Non-Exempt	-	-	X		
Lee	40	\$46,579					Non-Exempt	-	-	-		
Livingston	38	\$37,382	\$37,050			\$58,169	Non-Exempt	-	-	X		
Macon								-	-	-		
Madison	40	\$51,563	\$48,152			\$60,986	Non-Exempt	-	X	X	12-01-2020	11-30-2024
Marshall								-	-	-		

2024 Statewide Salary & Fringe Benefits Survey

Tax Extension Specialist

Name of County	Avg. # of Weekly Hrs Worked in Job	Current Salary	Starting Salary	Step 1	Step 2	Maximum Salary	Status	Merit Increase	Longevity Increase	COLA	Union Contract Start Date	Union Contract End Date
Mason								-	-	-		
McDonough								-	-	-		
McHenry	38	\$60,426	\$39,117			\$56,706	Non-Exempt	-	-	-	12-01-2020	11-30-2023
Menard								-	-	-		
Montgomery								-	-	-		
Moultrie	25	\$27,300	\$27,300				Non-Exempt	X	-	-		
Ogle	35	\$36,207						-	-	-		
Peoria		\$43,415	\$35,900			\$53,872		-	-	-		
Piatt								-	-	-		
Pike	35	\$39,964					Non-Exempt	-	-	-		
Putnam								-	-	-		
Randolph								-	-	-		
Schuyler								-	-	-		
Stark								-	-	-		
Stephenson								-	-	-		
Tazewell	40	\$59,884					Non-Exempt	X	-	X	12-01-2021	11-30-2024
Union								-	-	-		
Washington								-	-	-		
Whiteside								-	-	-		
Will	40	\$84,240					Non-Exempt	X	-	X	12-01-2021	11-30-2025
Williamson								-	-	-		
Woodford								-	-	-		

2024 Statewide Salary & Fringe Benefits Survey

Victim/Witness Assistant

Name of County	Avg. # of Weekly Hrs Worked in Job	Current Salary	Starting Salary	Step 1	Step 2	Maximum Salary	Status	Merit Increase	Longevity Increase	COLA	Union Contract Start Date	Union Contract End Date
Adams	40	\$60,000					Exempt	-	-	X		
Bond	40	\$33,250	\$25,250				Non-Exempt	-	-	X		
Bureau	32	\$48,256					Non-Exempt	-	-	-		
Carroll	35		\$30,940				Exempt	X	-	-		
Cumberland								-	-	-		
Dewitt								-	-	-		
Effingham	35	\$56,693					Non-Exempt	-	-	X		
Fulton								-	-	-		
Gallatin								-	-	-		
Grundy	40	\$52,499						-	-	-		
Hamilton	40	\$92,000					Exempt	-	-	-		
Henry								-	-	-		
Jackson	40	\$46,500					Non-Exempt	-	-	-	12-01-2022	11-30-2024
Jefferson								-	-	-		
Jo Daviess	40	\$52,978	\$43,139	\$44,262	\$45,365		Non-Exempt	X	-	-		
Kendall		\$47,452					Non-Exempt	X	-	-		
Lasalle	40	\$54,000					Exempt	-	-	X		
Lee	40	\$63,112					Non-Exempt	-	-	-		
Livingston	38	\$40,443	\$37,050			\$58,169	Non-Exempt	-	-	X		
Macon	35	\$44,500					Exempt	-	-	-		
Madison	40	\$46,404	\$46,405			\$55,016	Non-Exempt	-	X	X	12-01-2020	11-30-2024
Marshall								-	-	-		

2024 Statewide Salary & Fringe Benefits Survey

Victim/Witness Assistant

Name of County	Avg. # of Weekly Hrs Worked in Job	Current Salary	Starting Salary	Step 1	Step 2	Maximum Salary	Status	Merit Increase	Longevity Increase	COLA	Union Contract Start Date	Union Contract End Date
Mason								-	-	-		
McDonough	35	\$60,000					Non-Exempt	-	-	-		
McHenry	40	\$55,022	\$51,829			\$75,154	Exempt	X	-	-		
Menard	26	\$25,000					Non-Exempt	-	-	-		
Montgomery								-	-	-		
Moultrie	28	\$27,664	\$20,384				Non-Exempt	X	-	-		
Ogle	35	\$50,835						-	-	-		
Peoria	40	\$41,496	\$33,758			\$50,648		-	-	-		
Piatt								-	-	-		
Pike	35	\$30,000					Non-Exempt	-	-	-		
Putnam								-	-	-		
Randolph			\$63,197					-	-	-		
Schuyler								-	-	-		
Stark								-	-	-		
Stephenson	35	\$38,000	\$38,000				Exempt	-	-	X		
Tazewell								-	-	-		
Union	35	\$40,170					Non-Exempt	X	-	-		
Washington								-	-	-		
Whiteside	40	\$32,136					Non-Exempt	-	X	X		
Will	40	\$52,374	\$49,115	\$49,115	\$50,344	\$56,959	Non-Exempt	X	-	X	12-01-2021	11-30-2025
Williamson								-	-	-		
Woodford								-	-	-		

2024 Statewide Salary & Fringe Benefits Survey

Youth Officer

Name of County	Avg. # of Weekly Hrs Worked in Job	Current Salary	Starting Salary	Step 1	Step 2	Maximum Salary	Status	Merit Increase	Longevity Increase	COLA	Union Contract Start Date	Union Contract End Date
Adams								-	-	-		
Bond								-	-	-		
Bureau								-	-	-		
Carroll								-	-	-		
Cumberland								-	-	-		
Dewitt								-	-	-		
Effingham								-	-	-		
Fulton								-	-	-		
Gallatin								-	-	-		
Grundy								-	-	-		
Hamilton								-	-	-		
Henry								-	-	-		
Jackson								-	-	-		
Jefferson								-	-	-		
Jo Daviess								-	-	-		
Kendall		\$41,705					Non-Exempt	-	-	X	12-1-2021	11-30-2025
Lasalle	40	\$45,526					Non-Exempt	-	-	-	12-01-2021	11-30-2025
Lee								-	-	-		
Livingston								-	-	-		
Macon								-	-	-		
Madison								-	-	-		
Marshall								-	-	-		

2024 Statewide Salary & Fringe Benefits Survey

Youth Officer

Name of County	Avg. # of Weekly Hrs Worked in Job	Current Salary	Starting Salary	Step 1	Step 2	Maximum Salary	Status	Merit Increase	Longevity Increase	COLA	Union Contract Start Date	Union Contract End Date
Mason								-	-	-		
McDonough								-	-	-		
McHenry								-	-	-		
Menard								-	-	-		
Montgomery	35	\$64,576					Non-Exempt	-	-	-		
Moultrie								-	-	-		
Ogle								-	-	-		
Peoria	40	\$49,247	\$47,937			\$71,908		-	-	-		
Piatt								-	-	-		
Pike								-	-	-		
Putnam								-	-	-		
Randolph								-	-	-		
Schuyler								-	-	-		
Stark								-	-	-		
Stephenson								-	-	-		
Tazewell								-	-	-		
Union								-	-	-		
Washington								-	-	-		
Whiteside								-	-	-		
Will	40	\$46,051					Non-Exempt	X	-	X		
Williamson								-	-	-		
Woodford	40	\$44,455					Non-Exempt	-	X	X		

2024 Statewide Salary & Fringe Benefits Survey

Building Inspector

Name of County	Avg. # of Weekly Hrs Worked in Job	Current Salary	Starting Salary	Step 1	Step 2	Maximum Salary	Status	Merit Increase	Longevity Increase	COLA	Union Contract Start Date	Union Contract End Date
Adams								-	-	-		
Bond								-	-	-		
Bureau								-	-	-		
Carroll								-	-	-		
Cumberland								-	-	-		
Dewitt								-	-	-		
Effingham								-	-	-		
Fulton								-	-	-		
Gallatin								-	-	-		
Grundy								-	-	-		
Hamilton								-	-	-		
Henry								-	-	-		
Jackson								-	-	-		
Jefferson								-	-	-		
Jo Daviess	40	\$54,870	\$48,797	\$47,174	\$48,339		Non-Exempt	X	-	-		
Kendall		\$77,611					Exempt	X	-	-		
Lasalle								-	-	-		
Lee								-	-	-		
Livingston								-	-	-		
Macon								-	-	-		
Madison	40		\$46,405			\$69,950	Non-Exempt	-	X	X	12-01-2020	11-30-2024
Marshall								-	-	-		

2024 Statewide Salary & Fringe Benefits Survey

Building Inspector

Name of County	Avg. # of Weekly Hrs Worked in Job	Current Salary	Starting Salary	Step 1	Step 2	Maximum Salary	Status	Merit Increase	Longevity Increase	COLA	Union Contract Start Date	Union Contract End Date
Mason								-	-	-		
McDonough								-	-	-		
McHenry	38	\$58,861	\$55,380			\$80,301	Non-Exempt	X	-	-		
Menard								-	-	-		
Montgomery								-	-	-		
Moultrie	6	\$12,500	\$12,500				Exempt	-	-	-		
Ogle								-	-	-		
Peoria	40	\$53,606	\$40,268			\$60,424	Non-Exempt	-	X	-	01-01-2023	12-31-2027
Piatt								-	-	-		
Pike								-	-	-		
Putnam								-	-	-		
Randolph								-	-	-		
Schuyler								-	-	-		
Stark								-	-	-		
Stephenson								-	-	-		
Tazewell	40	\$63,997					Non-Exempt	X	-	X		
Union								-	-	-		
Washington								-	-	-		
Whiteside								-	-	-		
Will	40	\$81,529	\$69,451	\$69,451	\$71,187	\$86,731	Non-Exempt	-	-	X	12-01-2021	11-30-2025
Williamson								-	-	-		
Woodford								-	-	-		

2024 Statewide Salary & Fringe Benefits Survey

Civil Engineer

Name of County	Avg. # of Weekly Hrs Worked in Job	Current Salary	Starting Salary	Step 1	Step 2	Maximum Salary	Status	Merit Increase	Longevity Increase	COLA	Union Contract Start Date	Union Contract End Date
Adams								-	-	-		
Bond								-	-	-		
Bureau	40	\$64,480					Non-Exempt	-	-	-		
Carroll								-	-	-		
Cumberland								-	-	-		
Dewitt								-	-	-		
Effingham	40	\$88,836					Exempt	-	-	X		
Fulton								-	-	-		
Gallatin								-	-	-		
Grundy	40	\$101,430						-	-	-		
Hamilton								-	-	-		
Henry								-	-	-		
Jackson								-	-	-		
Jefferson								-	-	-		
Jo Daviess	40	\$65,104	\$54,462	\$55,874	\$57,286		Exempt	X	-	-		
Kendall								-	-	-		
Lasalle	40	\$66,268					Non-Exempt	-	-	-	12-01-2021	11-30-2024
Lee								-	-	-		
Livingston								-	-	-		
Macon								-	-	-		
Madison	40		\$50,003			\$104,998	Non-Exempt	X	-	X		
Marshall								-	-	-		

2024 Statewide Salary & Fringe Benefits Survey

Civil Engineer

Name of County	Avg. # of Weekly Hrs Worked in Job	Current Salary	Starting Salary	Step 1	Step 2	Maximum Salary	Status	Merit Increase	Longevity Increase	COLA	Union Contract Start Date	Union Contract End Date
Mason								-	-	-		
McDonough								-	-	-		
McHenry								-	-	-		
Menard								-	-	-		
Montgomery								-	-	-		
Moultrie								-	-	-		
Ogle								-	-	-		
Peoria	40	\$77,930	\$77,130			\$115,695	Non-Exempt	-	X	-	01-01-2023	12-31-2023
Piatt								-	-	-		
Pike	40	\$87,468					Non-Exempt	-	-	-		
Putnam								-	-	-		
Randolph								-	-	-		
Schuyler								-	-	-		
Stark								-	-	-		
Stephenson	40	\$96,772	\$84,994				Exempt	-	-	X		
Tazewell	40	\$123,000					Non-Exempt	X	-	X		
Union								-	-	-		
Washington								-	-	-		
Whiteside								-	-	-		
Will	40		\$64,000			\$70,000	Exempt	-	X	-		
Williamson								-	-	-		
Woodford								-	-	-		

2024 Statewide Salary & Fringe Benefits Survey

Custodian/Housekeeper

Name of County	Avg. # of Weekly Hrs Worked in Job	Current Salary	Starting Salary	Step 1	Step 2	Maximum Salary	Status	Merit Increase	Longevity Increase	COLA	Union Contract Start Date	Union Contract End Date
Adams								-	-	-		
Bond	25	\$19,975	\$14,040				Non-Exempt	-	X	-		
Bureau								-	-	-		
Carroll	35	\$39,822					Exempt	X	-	-		
Cumberland								-	-	-		
Dewitt	40		\$31,200				Non-Exempt	-	-	-		
Effingham								-	-	-		
Fulton								-	-	-		
Gallatin								-	-	-		
Grundy								-	-	-		
Hamilton	40	\$42,244	\$41,724	\$312	\$520		Non-Exempt	-	X	-	12-1-2022	11-30-2025
Henry								-	-	-		
Jackson								-	-	-		
Jefferson								-	-	-		
Jo Daviess	40	\$40,955	\$23,899	\$25,502	\$25,064		Non-Exempt	X	-	-		
Kendall								-	-	-		
Lasalle	40	\$29,120					Non-Exempt	-	-	-	12-01-2023	11-30-2027
Lee								-	-	-		
Livingston	40	\$31,200	\$29,120				Non-Exempt	-	-	X	12-01-2022	11-30-2025
Macon								-	-	-		
Madison	40		\$35,630			\$47,965	Non-Exempt	-	X	X	12-01-2020	11-30-2024
Marshall								-	-	-		

2024 Statewide Salary & Fringe Benefits Survey

Custodian/Housekeeper

Name of County	Avg. # of Weekly Hrs Worked in Job	Current Salary	Starting Salary	Step 1	Step 2	Maximum Salary	Status	Merit Increase	Longevity Increase	COLA	Union Contract Start Date	Union Contract End Date
Mason								-	-	-		
McDonough	35	\$41,354					Non-Exempt	-	-	-		
McHenry	35	\$28,624	\$28,236			\$40,950	Non-Exempt	X	-	-		
Menard	37	\$37,854					Non-Exempt	-	-	-		
Montgomery	40	\$40,997					Non-Exempt	-	-	-		
Moultrie	35	\$36,418	\$15,000				Non-Exempt	X	X	-		
Ogle	40		\$46,905			\$48,807	Non-Exempt	-	-	-		
Peoria								-	-	-		
Piatt		\$41,600						-	-	-		
Pike								-	-	-		
Putnam								-	-	-		
Randolph		\$46,730						-	-	-		
Schuyler								-	-	-		
Stark								-	-	-		
Stephenson	40	\$27,040	\$22,880				Non-Exempt	-	-	X	01-01-2022	12-31-2023
Tazewell								-	-	-		
Union	40	\$33,342				\$44,387	Non-Exempt	X	-	-	12-01-2020	11-30-2023
Washington	35	\$33,033					Non-Exempt	-	-	-	12-01-2022	11-30-2025
Whiteside	40	\$37,058					Non-Exempt	-	X	X		
Will	40	\$34,986	\$31,526	\$31,526	\$32,316	\$44,536	Non-Exempt	-	-	X	12-01-2021	11-30-2025
Williamson								-	-	-		
Woodford								-	-	-		

2024 Statewide Salary & Fringe Benefits Survey

Engineering Technician III

Name of County	Avg. # of Weekly Hrs Worked in Job	Current Salary	Starting Salary	Step 1	Step 2	Maximum Salary	Status	Merit Increase	Longevity Increase	COLA	Union Contract Start Date	Union Contract End Date
Adams	40	\$113,360						-	-	X		
Bond								-	-	-		
Bureau	40	\$85,280					Non-Exempt	-	-	-		
Carroll								-	-	-		
Cumberland								-	-	-		
Dewitt	40		\$58,240				Non-Exempt	-	-	-	12-01-2022	11-30-2024
Effingham	40	\$62,733					Non-Exempt	-	-	X		
Fulton								-	-	-		
Gallatin								-	-	-		
Grundy								-	-	-		
Hamilton								-	-	-		
Henry								-	-	-		
Jackson								-	-	-		
Jefferson								-	-	-		
Jo Daviess								-	-	-		
Kendall								-	-	-		
Lasalle	40	\$70,900					Non-Exempt	-	-	-	12-01-2021	11-30-2024
Lee								-	-	-		
Livingston	40	\$79,102	\$70,699				Non-Exempt	-	-	X	12-01-2022	11-30-2025
Macon	40	\$60,320						-	-	-		
Madison	40		\$60,008			\$79,997	Non-Exempt	X	-	X		
Marshall								-	-	-		

2024 Statewide Salary & Fringe Benefits Survey

Engineering Technician III

Name of County	Avg. # of Weekly Hrs Worked in Job	Current Salary	Starting Salary	Step 1	Step 2	Maximum Salary	Status	Merit Increase	Longevity Increase	COLA	Union Contract Start Date	Union Contract End Date
Mason								-	-	-		
McDonough								-	-	-		
McHenry								-	-	-		
Menard								-	-	-		
Montgomery								-	-	-		
Moultrie	35	\$51,342	\$33,561				Non-Exempt	X	X	-		
Ogle								-	-	-		
Peoria	40	\$54,803	\$40,268			\$60,424	Non-Exempt	-	X	-	01-01-2023	12-31-2027
Piatt								-	-	-		
Pike	40	\$78,500					Non-Exempt	-	-	-		
Putnam								-	-	-		
Randolph								-	-	-		
Schuyler								-	-	-		
Stark								-	-	-		
Stephenson	40	\$63,211	\$38,730				Non-Exempt	-	X	X	12-01-2021	11-30-2024
Tazewell								-	-	-		
Union								-	-	-		
Washington								-	-	-		
Whiteside	40	\$67,101						-	-	X	12-01-2023	11-30-2026
Will	40	\$76,700	\$58,432	\$58,432	\$59,894	\$78,575	Non-Exempt	-	-	X	12-01-2021	11-30-2025
Williamson								-	-	-		
Woodford								-	-	-		

2024 Statewide Salary & Fringe Benefits Survey

Equipment Operator

Name of County	Avg. # of Weekly Hrs Worked in Job	Current Salary	Starting Salary	Step 1	Step 2	Maximum Salary	Status	Merit Increase	Longevity Increase	COLA	Union Contract Start Date	Union Contract End Date
Adams								-	-	-		
Bond								-	-	-		
Bureau								-	-	-		
Carroll								-	-	-		
Cumberland								-	-	-		
Dewitt								-	-	-		
Effingham							Non-Exempt	-	-	X		
Fulton								-	-	-		
Gallatin								-	-	-		
Grundy								-	-	-		
Hamilton								-	-	-		
Henry								-	-	-		
Jackson								-	-	-		
Jefferson								-	-	-		
Jo Daviess								-	-	-		
Kendall								-	-	-		
Lasalle								-	-	-		
Lee								-	-	-		
Livingston								-	-	-		
Macon								-	-	-		
Madison	40		\$63,856			\$66,976	Non-Exempt	-	X	X	12-01-2020	11-30-2023
Marshall								-	-	-		

2024 Statewide Salary & Fringe Benefits Survey

Equipment Operator

Name of County	Avg. # of Weekly Hrs Worked in Job	Current Salary	Starting Salary	Step 1	Step 2	Maximum Salary	Status	Merit Increase	Longevity Increase	COLA	Union Contract Start Date	Union Contract End Date
Mason								-	-	-		
McDonough								-	-	-		
McHenry								-	-	-		
Menard								-	-	-		
Montgomery	40	\$59,072					Non-Exempt	-	-	-		
Moultrie								-	-	-		
Ogle	40	\$67,496					Non-Exempt	-	-	-		
Peoria	40	\$75,566	\$56,680			\$75,566	Non-Exempt	-	X	-	06-01-2021	05-31-2025
Piatt								-	-	-		
Pike								-	-	-		
Putnam	40	\$45,760					Non-Exempt	X	-	-		
Randolph								-	-	-		
Schuyler		\$48,000						-	-	-		
Stark								-	-	-		
Stephenson								-	-	-		
Tazewell								-	-	-		
Union	40		\$35,505			\$50,710	Non-Exempt	X	-	-	12-01-2021	11-30-2026
Washington								-	-	-		
Whiteside								-	-	-		
Will	40	\$82,514	\$67,693	\$67,693	\$69,809	\$84,616	Non-Exempt	-	-	X	12-01-2021	11-30-2025
Williamson								-	-	-		
Woodford								-	-	-		

2024 Statewide Salary & Fringe Benefits Survey

Highway Foreman

Name of County	Avg. # of Weekly Hrs Worked in Job	Current Salary	Starting Salary	Step 1	Step 2	Maximum Salary	Status	Merit Increase	Longevity Increase	COLA	Union Contract Start Date	Union Contract End Date
Adams	40	\$63,897						-	-	X		
Bond	40	\$56,160	\$35,360				Non-Exempt	-	X	-	12-01-2021	11-30-2024
Bureau	40	\$70,720					Non-Exempt	-	-	-	12-01-2023	11-30-2026
Carroll								-	-	-		
Cumberland	40	\$50,294						-	-	-		
Dewitt	40	\$49,920	\$47,840				Non-Exempt	-	-	-	12-01-2022	11-30-2024
Effingham	40	\$66,997						-	-	-		
Fulton								-	-	-		
Gallatin								-	-	-		
Grundy	40	\$72,529						-	-	-		
Hamilton								-	-	-		
Henry								-	-	-		
Jackson		\$69,565						-	-	-		
Jefferson								-	-	-		
Jo Daviess	40		\$48,610	\$51,314	\$54,018		Non-Exempt	-	X	-	12-01-2020	11-30-2024
Kendall		\$86,000					Exempt	X	-	-		
Lasalle	40	\$74,600					Non-Exempt	-	-	-	12-01-2021	11-30-2024
Lee	40	\$62,795					Non-Exempt	-	-	-		
Livingston	40	\$81,453	\$49,901			\$89,388	Exempt	-	-	X		
Macon	40	\$72,280						-	-	-		
Madison	40	\$97,677	\$71,531			\$100,006	Non-Exempt	X	-	X		
Marshall		\$53,581						-	-	-		

2024 Statewide Salary & Fringe Benefits Survey

Highway Foreman

Name of County	Avg. # of Weekly Hrs Worked in Job	Current Salary	Starting Salary	Step 1	Step 2	Maximum Salary	Status	Merit Increase	Longevity Increase	COLA	Union Contract Start Date	Union Contract End Date
Mason	40	\$58,531						-	X	X		
McDonough	35	\$72,235					Non-Exempt	-	-	-		
McHenry	40	\$88,671	\$73,549			\$106,642	Non-Exempt	X	-	-		
Menard	40	\$64,141					Non-Exempt	-	-	-		
Montgomery	40	\$71,289					Non-Exempt	-	-	-		
Moultrie								-	-	-		
Ogle	40	\$68,993				\$79,040	Non-Exempt	-	-	-		
Peoria	40	\$84,932	\$36,857			\$55,286	Exempt	-	X	-		
Piatt								-	-	-		
Pike	40	\$72,521					Non-Exempt	-	-	-		
Putnam	40	\$56,160					Non-Exempt	X	-	-		
Randolph		\$63,377						-	-	-		
Schuyler								-	-	-		
Stark								-	-	-		
Stephenson	40	\$68,723	\$44,782				Exempt	-	-	X		
Tazewell	40	\$81,557					Non-Exempt	X	-	X		
Union	40	\$58,843					Non-Exempt	X	-	-	12-01-2021	11-30-2023
Washington	40	\$47,840					Non-Exempt	-	-	-	12-01-2022	11-30-2025
Whiteside	40	\$68,349						-	-	X	12-01-2023	11-30-2026
Will								-	-	-		
Williamson	40	\$45,000						-	-	-		
Woodford	40	\$88,774					Non-Exempt	-	X	X		

2024 Statewide Salary & Fringe Benefits Survey

Highway Maintenance

Name of County	Avg. # of Weekly Hrs Worked in Job	Current Salary	Starting Salary	Step 1	Step 2	Maximum Salary	Status	Merit Increase	Longevity Increase	COLA	Union Contract Start Date	Union Contract End Date
Adams								-	-	-		
Bond	40	\$45,760	\$35,360				Non-Exempt	-	X	-	12-01-2021	11-30-2024
Bureau	40	\$56,160					Non-Exempt	-	-	-	12-01-2023	11-30-2026
Carroll	40		\$40,664				Non-Exempt	X	-	-	12-1-2021	11-30-2025
Cumberland								-	-	-		
Dewitt	40	\$45,760	\$43,680				Non-Exempt	-	-	-	12-01-2022	11-30-2024
Effingham	40	\$54,579	\$45,947	\$48,838	\$51,709	\$57,450	Non-Exempt	-	-	X		
Fulton								-	-	-		
Gallatin								-	-	-		
Grundy	40	\$66,081						-	-	-		
Hamilton	40	\$44,844	\$44,844	\$312	\$520		Non-Exempt	-	X	-	12-1-2022	11-30-2025
Henry								-	-	-		
Jackson								-	-	-		
Jefferson								-	-	-		
Jo Daviess								-	-	-		
Kendall		\$69,000					Exempt	X	-	-		
Lasalle	40	\$64,800					Non-Exempt	-	-	-	12-01-2021	11-30-2024
Lee	40	\$58,635						-	-	-		
Livingston	40	\$65,042	\$57,241				Non-Exempt	-	-	X	12-01-2022	11-30-2025
Macon	40		\$41,600	\$47,840	\$57,200	\$70,200		-	-	-		
Madison	40		\$67,995			\$68,827	Non-Exempt	-	X	X	12-01-2020	11-30-2023
Marshall								-	-	-		

2024 Statewide Salary & Fringe Benefits Survey

Highway Maintenance

Name of County	Avg. # of Weekly Hrs Worked in Job	Current Salary	Starting Salary	Step 1	Step 2	Maximum Salary	Status	Merit Increase	Longevity Increase	COLA	Union Contract Start Date	Union Contract End Date
Mason	40	\$52,291						-	X	X		
McDonough	35	\$50,960					Non-Exempt	-	-	-	12-01-2023	11-30-2025
McHenry	40	\$60,139	\$53,560				Non-Exempt	-	-	-	07-01-2022	06-30-2026
Menard	40	\$59,283					Non-Exempt	-	-	-		
Montgomery	40	\$59,072					Non-Exempt	-	-	-		
Moultrie								-	-	-		
Ogle								-	-	-		
Peoria	40	\$63,390	\$54,808			\$73,070	Non-Exempt	-	X	-	06-01-2021	05-31-2025
Piatt								-	-	-		
Pike								-	-	-		
Putnam								-	-	-		
Randolph		\$62,545						-	-	-		
Schuyler								-	-	-		
Stark								-	-	-		
Stephenson	40	\$56,929	\$38,730				Non-Exempt	-	-	X	12-01-2023	11-30-2024
Tazewell	40	\$64,415					Non-Exempt	-	-	-	12-01-2019	11-30-2023
Union								-	-	-		
Washington	40	\$44,949					Non-Exempt	-	-	-	12-01-2022	11-30-2025
Whiteside	40	\$62,050						-	-	X	12-01-2023	11-30-2026
Will	40	\$65,395	\$52,354	\$52,354	\$59,833	\$74,791	Non-Exempt	-	-	X	12-01-2023	11-30-2025
Williamson								-	-	-		
Woodford	40	\$63,440					Non-Exempt	-	X	X		

2024 Statewide Salary & Fringe Benefits Survey

Labor Foreman

Name of County	Avg. # of Weekly Hrs Worked in Job	Current Salary	Starting Salary	Step 1	Step 2	Maximum Salary	Status	Merit Increase	Longevity Increase	COLA	Union Contract Start Date	Union Contract End Date
Adams								-	-	-		
Bond								-	-	-		
Bureau								-	-	-		
Carroll								-	-	-		
Cumberland	40	\$46,446						-	-	-		
Dewitt								-	-	-		
Effingham								-	-	-		
Fulton								-	-	-		
Gallatin								-	-	-		
Grundy								-	-	-		
Hamilton								-	-	-		
Henry								-	-	-		
Jackson								-	-	-		
Jefferson								-	-	-		
Jo Daviess								-	-	-		
Kendall								-	-	-		
Lasalle								-	-	-		
Lee								-	-	-		
Livingston								-	-	-		
Macon								-	-	-		
Madison	40	\$77,646	\$62,358			\$84,282	Non-Exempt	X	-	X		
Marshall								-	-	-		

2024 Statewide Salary & Fringe Benefits Survey

Labor Foreman

Name of County	Avg. # of Weekly Hrs Worked in Job	Current Salary	Starting Salary	Step 1	Step 2	Maximum Salary	Status	Merit Increase	Longevity Increase	COLA	Union Contract Start Date	Union Contract End Date
Mason								-	-	-		
McDonough								-	-	-		
McHenry								-	-	-		
Menard								-	-	-		
Montgomery								-	-	-		
Moultrie								-	-	-		
Ogle								-	-	-		
Peoria	40	\$84,932	\$36,857			\$55,286	Non-Exempt	-	X	-	06-01-2021	05-31-2025
Piatt								-	-	-		
Pike								-	-	-		
Putnam								-	-	-		
Randolph								-	-	-		
Schuyler								-	-	-		
Stark								-	-	-		
Stephenson								-	-	-		
Tazewell								-	-	-		
Union								-	-	-		
Washington								-	-	-		
Whiteside								-	-	-		
Will								-	-	-		
Williamson								-	-	-		
Woodford								-	-	-		

2024 Statewide Salary & Fringe Benefits Survey

Laborer

Name of County	Avg. # of Weekly Hrs Worked in Job	Current Salary	Starting Salary	Step 1	Step 2	Maximum Salary	Status	Merit Increase	Longevity Increase	COLA	Union Contract Start Date	Union Contract End Date
Adams								-	-	-		
Bond								-	-	-		
Bureau								-	-	-		
Carroll								-	-	-		
Cumberland	40	\$41,600						-	-	-		
Dewitt								-	-	-		
Effingham								-	-	-		
Fulton								-	-	-		
Gallatin								-	-	-		
Grundy								-	-	-		
Hamilton								-	-	-		
Henry								-	-	-		
Jackson								-	-	-		
Jefferson								-	-	-		
Jo Daviess								-	-	-		
Kendall								-	-	-		
Lasalle								-	-	-		
Lee								-	-	-		
Livingston	40	\$38,480	\$38,480				Non-Exempt	-	-	X	12-01-2022	11-30-2025
Macon								-	-	-		
Madison	40		\$54,683			\$58,115	Non-Exempt	-	X	X	12-01-2020	11-30-2023
Marshall								-	-	-		

2024 Statewide Salary & Fringe Benefits Survey

Laborer

Name of County	Avg. # of Weekly Hrs Worked in Job	Current Salary	Starting Salary	Step 1	Step 2	Maximum Salary	Status	Merit Increase	Longevity Increase	COLA	Union Contract Start Date	Union Contract End Date
Mason								-	-	-		
McDonough								-	-	-		
McHenry								-	-	-		
Menard								-	-	-		
Montgomery								-	-	-		
Moultrie								-	-	-		
Ogle	40		\$49,774			\$67,496	Non-Exempt	-	-	-		
Peoria	40	\$63,390	\$54,080			\$72,118	Non-Exempt	-	X	-	06-01-2021	05-31-2025
Piatt								-	-	-		
Pike								-	-	-		
Putnam	40	\$29,120					Non-Exempt	X	-	-		
Randolph								-	-	-		
Schuyler								-	-	-		
Stark								-	-	-		
Stephenson								-	-	-		
Tazewell								-	-	-		
Union								-	-	-		
Washington								-	-	-		
Whiteside								-	-	-		
Will								-	-	-		
Williamson								-	-	-		
Woodford								-	-	-		

2024 Statewide Salary & Fringe Benefits Survey

Maintenance Mechanic

Name of County	Avg. # of Weekly Hrs Worked in Job	Current Salary	Starting Salary	Step 1	Step 2	Maximum Salary	Status	Merit Increase	Longevity Increase	COLA	Union Contract Start Date	Union Contract End Date
Adams	40	\$58,988					Non-Exempt	-	-	X	12-01-2022	11-30-2025
Bond								-	-	-		
Bureau	40	\$68,640					Non-Exempt	-	-	-	12-01-2023	11-30-2026
Carroll								-	-	-		
Cumberland								-	-	-		
Dewitt								-	-	-		
Effingham	40	\$50,170				\$55,390	Non-Exempt	-	-	X	12-01-2021	11-30-2025
Fulton								-	-	-		
Gallatin								-	-	-		
Grundy								-	-	-		
Hamilton								-	-	-		
Henry								-	-	-		
Jackson								-	-	-		
Jefferson								-	-	-		
Jo Daviess								-	-	-		
Kendall								-	-	-		
Lasalle	40	\$60,000					Non-Exempt	-	-	-	12-01-2021	11-30-2024
Lee								-	-	-		
Livingston	40	\$44,720	\$44,720				Non-Exempt	-	-	X	12-01-2022	11-30-2025
Macon	40	\$59,280						-	-	-		
Madison	40		\$57,138			\$75,171	Non-Exempt	-	X	X	12-01-2020	11-30-2024
Marshall								-	-	-		

2024 Statewide Salary & Fringe Benefits Survey

Maintenance Mechanic

Name of County	Avg. # of Weekly Hrs Worked in Job	Current Salary	Starting Salary	Step 1	Step 2	Maximum Salary	Status	Merit Increase	Longevity Increase	COLA	Union Contract Start Date	Union Contract End Date
Mason								-	-	-		
McDonough								-	-	-		
McHenry	40	\$68,120	\$61,360				Non-Exempt	-	-	-	07-01-2022	06-30-2026
Menard								-	-	-		
Montgomery	40	\$53,640					Non-Exempt	-	-	-		
Moultrie								-	-	-		
Ogle								-	-	-		
Peoria								-	-	-		
Piatt								-	-	-		
Pike	40	\$60,562	\$57,534				Non-Exempt	-	-	-		
Putnam								-	-	-		
Randolph								-	-	-		
Schuyler								-	-	-		
Stark								-	-	-		
Stephenson	40	\$49,296	\$40,061				Non-Exempt	-	-	X	12-01-2021	11-30-2024
Tazewell								-	-	-		
Union								-	-	-		
Washington								-	-	-		
Whiteside								-	-	-		
Will	40	\$82,493	\$67,693	\$67,693	\$69,809	\$84,616	Non-Exempt	-	-	X	12-01-2021	11-30-2025
Williamson								-	-	-		
Woodford	40	\$66,331					Non-Exempt	-	X	X		

2024 Statewide Salary & Fringe Benefits Survey

Maintenance Worker I

Name of County	Avg. # of Weekly Hrs Worked in Job	Current Salary	Starting Salary	Step 1	Step 2	Maximum Salary	Status	Merit Increase	Longevity Increase	COLA	Union Contract Start Date	Union Contract End Date
Adams	40	\$56,576					Non-Exempt	-	-	X	12-01-2022	11-30-2025
Bond								-	-	-		
Bureau								-	-	-		
Carroll								-	-	-		
Cumberland								-	-	-		
Dewitt	40	\$37,440	\$33,280				Non-Exempt	-	-	-		
Effingham								-	-	-		
Fulton								-	-	-		
Gallatin								-	-	-		
Grundy								-	-	-		
Hamilton								-	-	-		
Henry								-	-	-		
Jackson		\$42,640						-	-	-		
Jefferson								-	-	-		
Jo Daviess	40	\$51,064	\$45,968	\$48,526	\$51,064		Non-Exempt	-	X	-	12-01-2020	11-30-2024
Kendall		\$66,004					Non-Exempt	-	-	-	12-01-2023	11-30-2025
Lasalle	40	\$54,000					Non-Exempt	-	-	-	12-01-2021	11-30-2024
Lee								-	-	-		
Livingston								-	-	-		
Macon								-	-	-		
Madison	40		\$42,661			\$66,331	Non-Exempt	-	X	X	12-01-2020	11-30-2024
Marshall								-	-	-		

2024 Statewide Salary & Fringe Benefits Survey

Maintenance Worker I

Name of County	Avg. # of Weekly Hrs Worked in Job	Current Salary	Starting Salary	Step 1	Step 2	Maximum Salary	Status	Merit Increase	Longevity Increase	COLA	Union Contract Start Date	Union Contract End Date
Mason								-	-	-		
McDonough								-	-	-		
McHenry	40	\$54,916	\$49,858				Non-Exempt	-	-	-	12-01-2022	11-30-2026
Menard								-	-	-		
Montgomery	40	\$34,840					Non-Exempt	-	-	-		
Moultrie	17	\$14,144	\$10,608				Non-Exempt	X	X	-		
Ogle								-	-	-		
Peoria	40	\$63,390	\$54,080			\$72,118	Non-Exempt	-	X	-	06-01-2021	05-31-2025
Piatt								-	-	-		
Pike								-	-	-		
Putnam								-	-	-		
Randolph								-	-	-		
Schuyler								-	-	-		
Stark								-	-	-		
Stephenson	40	\$54,225	\$38,730				Non-Exempt	-	-	X	12-01-2021	11-30-2024
Tazewell	25	\$23,124					Exempt	X	-	X	12-01-2021	11-30-2023
Union	40		\$36,462			\$47,507	Non-Exempt	X	-	-	12-01-2020	11-30-2023
Washington								-	-	-		
Whiteside								-	-	-		
Will	40	\$52,978	\$44,536	\$44,536	\$45,651	\$66,107	Non-Exempt	-	-	X	12-01-2021	11-30-2025
Williamson								-	-	-		
Woodford	40	\$62,504					Non-Exempt	-	X	X		

2024 Statewide Salary & Fringe Benefits Survey

Maintainer II

Name of County	Avg. # of Weekly Hrs Worked in Job	Current Salary	Starting Salary	Step 1	Step 2	Maximum Salary	Status	Merit Increase	Longevity Increase	COLA	Union Contract Start Date	Union Contract End Date
Adams								-	-	-		
Bond								-	-	-		
Bureau								-	-	-		
Carroll								-	-	-		
Cumberland								-	-	-		
Dewitt								-	-	-		
Effingham								-	-	-		
Fulton								-	-	-		
Gallatin								-	-	-		
Grundy								-	-	-		
Hamilton								-	-	-		
Henry								-	-	-		
Jackson								-	-	-		
Jefferson								-	-	-		
Jo Daviess	40	\$51,314	\$48,610	\$51,314	\$54,018		Non-Exempt	-	X	-	12-01-2020	11-30-2024
Kendall								-	-	-		
Lasalle								-	-	-		
Lee								-	-	-		
Livingston								-	-	-		
Macon								-	-	-		
Madison								-	-	-		
Marshall								-	-	-		

2024 Statewide Salary & Fringe Benefits Survey

Maintainer II

Name of County	Avg. # of Weekly Hrs Worked in Job	Current Salary	Starting Salary	Step 1	Step 2	Maximum Salary	Status	Merit Increase	Longevity Increase	COLA	Union Contract Start Date	Union Contract End Date
Mason								-	-	-		
McDonough								-	-	-		
McHenry								-	-	-		
Menard								-	-	-		
Montgomery	40	\$59,072					Non-Exempt	-	-	-		
Moultrie								-	-	-		
Ogle								-	-	-		
Peoria	40	\$70,672	\$54,808			\$73,070	Non-Exempt	-	X	-	06-01-2021	05-31-2025
Piatt								-	-	-		
Pike								-	-	-		
Putnam								-	-	-		
Randolph								-	-	-		
Schuyler								-	-	-		
Stark								-	-	-		
Stephenson								-	-	-		
Tazewell								-	-	-		
Union								-	-	-		
Washington								-	-	-		
Whiteside								-	-	-		
Will								-	-	-		
Williamson								-	-	-		
Woodford								-	-	-		

2024 Statewide Salary & Fringe Benefits Survey

Mechanic

Name of County	Avg. # of Weekly Hrs Worked in Job	Current Salary	Starting Salary	Step 1	Step 2	Maximum Salary	Status	Merit Increase	Longevity Increase	COLA	Union Contract Start Date	Union Contract End Date
Adams								-	-	-		
Bond								-	-	-		
Bureau								-	-	-		
Carroll	40		\$47,008				Non-Exempt	X	-	-	12-1-2021	11-30-2025
Cumberland								-	-	-		
Dewitt								-	-	-		
Effingham								-	-	-		
Fulton								-	-	-		
Gallatin								-	-	-		
Grundy								-	-	-		
Hamilton								-	-	-		
Henry								-	-	-		
Jackson		\$49,862						-	-	-		
Jefferson								-	-	-		
Jo Daviess	40	\$55,203	\$52,291	\$55,203	\$58,115		Non-Exempt	-	X	-	12-01-2020	11-30-2024
Kendall								-	-	-		
Lasalle								-	-	-		
Lee	40	\$60,311					Non-Exempt	-	-	-		
Livingston								-	-	-		
Macon								-	-	-		
Madison								-	-	-		
Marshall								-	-	-		

2024 Statewide Salary & Fringe Benefits Survey

Mechanic

Name of County	Avg. # of Weekly Hrs Worked in Job	Current Salary	Starting Salary	Step 1	Step 2	Maximum Salary	Status	Merit Increase	Longevity Increase	COLA	Union Contract Start Date	Union Contract End Date
Mason								-	-	-		
McDonough								-	-	-		
McHenry	40	\$89,586	\$74,319			\$94,307	Non-Exempt	-	-	-	12-01-2022	11-30-2023
Menard								-	-	-		
Montgomery								-	-	-		
Moultrie								-	-	-		
Ogle								-	-	-		
Peoria	40	\$74,588	\$55,952			\$74,588	Non-Exempt	-	X	-	06-01-2021	05-31-2025
Piatt								-	-	-		
Pike								-	-	-		
Putnam								-	-	-		
Randolph								-	-	-		
Schuyler								-	-	-		
Stark								-	-	-		
Stephenson								-	-	-		
Tazewell	40	\$68,152					Non-Exempt	-	-	-	12-01-2019	11-30-2023
Union	40		\$36,025			\$51,230	Non-Exempt	X	-	-	12-01-2021	11-30-2026
Washington								-	-	-		
Whiteside	40	\$64,189						-	-	X	12-01-2023	11-30-2026
Will	40	\$82,492	\$67,693	\$67,693	\$69,809	\$84,616	Non-Exempt	-	-	X	12-01-2021	11-30-2025
Williamson								-	-	-		
Woodford								-	-	-		

2024 Statewide Salary & Fringe Benefits Survey

Nurse RN

Name of County	Avg. # of Weekly Hrs Worked in Job	Current Salary	Starting Salary	Step 1	Step 2	Maximum Salary	Status	Merit Increase	Longevity Increase	COLA	Union Contract Start Date	Union Contract End Date
Adams								-	-	-		
Bond	35	\$63,700	\$44,262				Non-Exempt	-	X	-		
Bureau	40	\$62,400					Non-Exempt	-	-	-		
Carroll	35	\$57,528					Exempt	X	-	-		
Cumberland	36	\$49,000						-	-	-		
Dewitt								-	-	-		
Effingham	35	\$57,497	\$51,870			\$65,666	Non-Exempt	-	-	X		
Fulton								-	-	-		
Gallatin								-	-	-		
Grundy	40	\$45,614						-	-	-		
Hamilton								-	-	-		
Henry								-	-	-		
Jackson								-	-	-		
Jefferson								-	-	-		
Jo Daviess								-	-	-		
Kendall		\$51,500					Non-Exempt	X	-	-		
Lasalle	40	\$69,145					Non-Exempt	-	-	X		
Lee	40	\$61,425					Non-Exempt	-	-	-		
Livingston	38	\$66,007	\$49,901			\$86,366	Non-Exempt	-	-	X		
Macon	35		\$54,600					-	-	-		
Madison	40		\$53,539			\$66,331	Non-Exempt	-	X	X	12-01-2020	11-30-2024
Marshall								-	-	-		

2024 Statewide Salary & Fringe Benefits Survey

Nurse RN

Name of County	Avg. # of Weekly Hrs Worked in Job	Current Salary	Starting Salary	Step 1	Step 2	Maximum Salary	Status	Merit Increase	Longevity Increase	COLA	Union Contract Start Date	Union Contract End Date
Mason								-	-	-		
McDonough	37	\$65,100					Non-Exempt	-	-	-		
McHenry	37	\$68,121	\$67,637			\$98,060	Non-Exempt	X	-	-		
Menard								-	-	-		
Montgomery	35	\$43,680					Non-Exempt	-	-	-		
Moultrie	35	\$54,118	\$45,737				Non-Exempt	X	-	X		
Ogle	35		\$47,320					-	-	-		
Peoria								-	-	-		
Piatt								-	-	-		
Pike	37	\$54,775	\$54,775				Non-Exempt	-	-	X		
Putnam								-	-	-		
Randolph								-	-	-		
Schuyler								-	-	-		
Stark								-	-	-		
Stephenson	40	\$71,968	\$52,000				Exempt	-	-	X		
Tazewell								-	-	-		
Union								-	-	-		
Washington	35	\$50,960					Non-Exempt	-	-	-		
Whiteside	40	\$62,877						-	-	X		
Will	40	\$100,173	\$72,800	\$72,800		\$105,243	Non-Exempt	-	-	X	12-1-2021	11-30-2025
Williamson								-	-	-		
Woodford	36	\$51,936					Non-Exempt	-	X	X		

2024 Statewide Salary & Fringe Benefits Survey

Operator II

Name of County	Avg. # of Weekly Hrs Worked in Job	Current Salary	Starting Salary	Step 1	Step 2	Maximum Salary	Status	Merit Increase	Longevity Increase	COLA	Union Contract Start Date	Union Contract End Date
Adams								-	-	-		
Bond								-	-	-		
Bureau								-	-	-		
Carroll								-	-	-		
Cumberland								-	-	-		
Dewitt								-	-	-		
Effingham								-	-	-		
Fulton								-	-	-		
Gallatin								-	-	-		
Grundy								-	-	-		
Hamilton								-	-	-		
Henry								-	-	-		
Jackson								-	-	-		
Jefferson								-	-	-		
Jo Daviess								-	-	-		
Kendall								-	-	-		
Lasalle								-	-	-		
Lee								-	-	-		
Livingston								-	-	-		
Macon								-	-	-		
Madison								-	-	-		
Marshall								-	-	-		

2024 Statewide Salary & Fringe Benefits Survey

Operator II

Name of County	Avg. # of Weekly Hrs Worked in Job	Current Salary	Starting Salary	Step 1	Step 2	Maximum Salary	Status	Merit Increase	Longevity Increase	COLA	Union Contract Start Date	Union Contract End Date
Mason								-	-	-		
McDonough								-	-	-		
McHenry								-	-	-		
Menard								-	-	-		
Montgomery								-	-	-		
Moultrie								-	-	-		
Ogle								-	-	-		
Peoria								-	-	-		
Piatt								-	-	-		
Pike								-	-	-		
Putnam								-	-	-		
Randolph								-	-	-		
Schuyler								-	-	-		
Stark								-	-	-		
Stephenson								-	-	-		
Tazewell								-	-	-		
Union								-	-	-		
Washington								-	-	-		
Whiteside								-	-	X		
Will								-	-	-		
Williamson								-	-	-		
Woodford								-	-	-		

2024 Statewide Salary & Fringe Benefits Survey

Sanitarian

Name of County	Avg. # of Weekly Hrs Worked in Job	Current Salary	Starting Salary	Step 1	Step 2	Maximum Salary	Status	Merit Increase	Longevity Increase	COLA	Union Contract Start Date	Union Contract End Date
Adams								-	-	-		
Bond								-	-	-		
Bureau	40	\$60,320					Non-Exempt	-	-	-		
Carroll	35	\$59,834					Exempt	X	-	-		
Cumberland								-	-	-		
Dewitt								-	-	-		
Effingham								-	-	-		
Fulton								-	-	-		
Gallatin								-	-	-		
Grundy	40	\$42,432						-	-	-		
Hamilton								-	-	-		
Henry								-	-	-		
Jackson								-	-	-		
Jefferson								-	-	-		
Jo Daviess								-	-	-		
Kendall		\$48,668					Non-Exempt	X	-	-		
Lasalle								-	-	-		
Lee								-	-	-		
Livingston	38	\$59,943	\$49,901			\$86,366	Non-Exempt	-	-	X		
Macon	35	\$47,260						-	-	-		
Madison	40		\$53,539			\$66,631	Non-Exempt	-	X	X	12-01-2020	11-30-2024
Marshall								-	-	-		

2024 Statewide Salary & Fringe Benefits Survey

Sanitarian

Name of County	Avg. # of Weekly Hrs Worked in Job	Current Salary	Starting Salary	Step 1	Step 2	Maximum Salary	Status	Merit Increase	Longevity Increase	COLA	Union Contract Start Date	Union Contract End Date
Mason								-	-	-		
McDonough	37	\$46,091					Non-Exempt	-	-	-		
McHenry	38	\$48,594	\$48,594			\$70,454	Non-Exempt	X	-	-		
Menard								-	-	-		
Montgomery								-	-	-		
Moultrie								-	-	-		
Ogle								-	-	-		
Peoria	40	\$48,893	\$45,125			\$67,687	Non-Exempt	-	X	-	06-01-2021	05-31-2024
Piatt								-	-	-		
Pike								-	-	-		
Putnam								-	-	-		
Randolph								-	-	-		
Schuyler								-	-	-		
Stark								-	-	-		
Stephenson								-	-	-		
Tazewell								-	-	-		
Union								-	-	-		
Washington	35	\$40,950					Non-Exempt	-	-	-		
Whiteside	40	\$43,285						-	-	X		
Will	40	\$50,981	\$43,982	\$43,982	\$45,082	\$65,290	Non-Exempt	-	-	X	12-01-2021	11-30-2025
Williamson								-	-	-		
Woodford								-	-	-		

2024 Statewide Salary & Fringe Benefits Survey

Bailiff

Name of County	Avg. # of Weekly Hrs Worked in Job	Current Salary	Starting Salary	Step 1	Step 2	Maximum Salary	Status	Merit Increase	Longevity Increase	COLA	Union Contract Start Date	Union Contract End Date
Adams	40	\$38,875	\$38,875	\$40,643	\$42,452	\$50,107	Non-Exempt	-	X	X	12-01-2021	11-30-2024
Bond	16	\$17,472	\$15,808				Non-Exempt	-	-	X		
Bureau								-	-	-		
Carroll	20		\$19,000				Non-Exempt	X	-	-		
Cumberland								-	-	-		
Dewitt								-	-	-		
Effingham	40		\$45,614	\$50,461	\$51,397	\$56,472	Non-Exempt	-	-	X	12-01-2021	11-30-2025
Fulton								-	-	-		
Gallatin								-	-	-		
Grundy								-	-	-		
Hamilton								-	-	-		
Henry								-	-	-		
Jackson		\$60,902						-	-	-		
Jefferson								-	-	-		
Jo Daviess	40	\$39,562	\$37,378	\$41,538	\$42,536		Non-Exempt	-	X	-	12-01-2022	11-30-2026
Kendall		\$47,200					Non-Exempt	X	-	-		
Lasalle	40	\$41,600					Non-Exempt	-	-	X		
Lee	40	\$21,420					Non-Exempt	-	-	-		
Livingston								-	-	-		
Macon	35		\$41,917	\$44,937	\$45,867	\$61,983		-	-	-		
Madison	40		\$53,539			\$66,331	Non-Exempt	-	X	X	12-01-2020	11-30-2024
Marshall		\$18,444						-	-	-		

2024 Statewide Salary & Fringe Benefits Survey

Bailiff

Name of County	Avg. # of Weekly Hrs Worked in Job	Current Salary	Starting Salary	Step 1	Step 2	Maximum Salary	Status	Merit Increase	Longevity Increase	COLA	Union Contract Start Date	Union Contract End Date
Mason	20	\$16,442						-	X	-		
McDonough	7	\$36,400					Non-Exempt	-	-	-		
McHenry	40	\$49,186	\$44,866			\$56,077	Non-Exempt	-	-	-	12-01-2020	11-30-2023
Menard	16	\$1,126						-	-	-		
Montgomery								-	-	-		
Moultrie	3	\$14,040	\$13,260				Non-Exempt	X	-	-		
Ogle	40		\$82,266			\$90,492	Non-Exempt	-	-	-		
Peoria	12	\$28,399	\$27,040			\$37,211	Non-Exempt	-	X	-	01-01-2023	12-31-2027
Piatt		\$48,859						-	-	-		
Pike	40	\$45,862	\$38,802				Non-Exempt	-	X	-	12-01-2022	11-30-2025
Putnam	8	\$10,400					Non-Exempt	X	-	-		
Randolph								-	-	-		
Schuyler		\$10,000						-	-	-		
Stark								-	-	-		
Stephenson	40	\$54,288	\$42,540				Non-Exempt	-	X	X	01-01-2020	12-31-2023
Tazewell	37	\$27,444					Non-Exempt	-	-	-		
Union	19	\$14,820					Non-Exempt	X	-	-		
Washington	25	\$9,100					Non-Exempt	-	-	-		
Whiteside	40	\$43,356					Non-Exempt	-	X	X		
Will	40	\$38,397					Non-Exempt	-	-	X		
Williamson	15	\$20,000						-	-	-		
Woodford								-	-	-		

2024 Statewide Salary & Fringe Benefits Survey

Chief Deputy Sheriff

Name of County	Avg. # of Weekly Hrs Worked in Job	Current Salary	Starting Salary	Step 1	Step 2	Maximum Salary	Status	Merit Increase	Longevity Increase	COLA	Union Contract Start Date	Union Contract End Date
Adams	40	\$95,000						-	-	X		
Bond	40	\$76,668	\$64,393				Exempt	-	X	-		
Bureau	40	\$120,163					Exempt	-	-	-		
Carroll	40		\$78,314				Exempt	X	-	-		
Cumberland	40	\$41,600						-	X	-	12-1-2022	11-30-2025
Dewitt	40	\$83,200					Exempt	-	-	-		
Effingham	40	\$85,446					Exempt	-	-	X	12-01-2021	11-30-2025
Fulton								-	-	-		
Gallatin								-	-	-		
Grundy	40	\$127,232						-	-	-		
Hamilton	40	\$58,926	\$52,852	\$312	\$520		Non-Exempt	X	X	-	12-1-2022	11-30-2025
Henry								-	-	-		
Jackson		\$100,150						-	-	-		
Jefferson								-	-	-		
Jo Daviess	40	\$89,898					Exempt	-	-	-		
Kendall		\$139,880					Exempt	-	-	X		
Lasalle	40	\$110,000					Exempt	-	-	X		
Lee	42	\$91,179					Non-Exempt	-	-	-		
Livingston	40	\$90,000	\$59,085			\$104,969	Exempt	-	-	X		
Macon	40	\$111,124						-	-	-		
Madison	40	\$115,003					Exempt	X	-	X		
Marshall		\$87,360						-	-	-		

2024 Statewide Salary & Fringe Benefits Survey

Chief Deputy Sheriff

Name of County	Avg. # of Weekly Hrs Worked in Job	Current Salary	Starting Salary	Step 1	Step 2	Maximum Salary	Status	Merit Increase	Longevity Increase	COLA	Union Contract Start Date	Union Contract End Date
Mason	40	\$73,036						-	X	-		
McDonough	35							-	-	-		
McHenry								-	-	-		
Menard	43	\$76,630						-	-	-		
Montgomery	40	\$83,990					Non-Exempt	-	-	-		
Moultrie	40	\$60,798	\$43,327				Non-Exempt	-	X	X	12-1-2023	11-30-2026
Ogle	40	\$110,000					Exempt	-	-	-		
Peoria	40	\$133,900	\$73,715			\$110,573	Exempt	-	X	-		
Piatt								-	-	-		
Pike		\$75,549					Non-Exempt	-	X	-		
Putnam	19	\$41,090					Exempt	X	-	-		
Randolph		\$71,823						-	-	-		
Schuyler								-	-	-		
Stark	40	\$66,120						-	-	-		
Stephenson	40	\$95,098	\$92,560				Exempt	-	X	X		
Tazewell	40	\$125,796					Exempt	X	-	X		
Union	40	\$61,182					Exempt	X	-	-		
Washington	40	\$49,983					Exempt	-	-	-		
Whiteside	40	\$94,266					Exempt	-	X	X		
Will	40	\$156,146					Exempt	-	-	-		
Williamson	40	\$85,000						-	-	-		
Woodford		\$103,455					Exempt	-	-	X		

2024 Statewide Salary & Fringe Benefits Survey

Commander

Name of County	Avg. # of Weekly Hrs Worked in Job	Current Salary	Starting Salary	Step 1	Step 2	Maximum Salary	Status	Merit Increase	Longevity Increase	COLA	Union Contract Start Date	Union Contract End Date
Adams								-	-	-		
Bond								-	-	-		
Bureau	20	\$41,600					Non-Exempt	-	-	-		
Carroll								-	-	-		
Cumberland								-	-	-		
Dewitt								-	-	-		
Effingham								-	-	-		
Fulton								-	-	-		
Gallatin								-	-	-		
Grundy								-	-	-		
Hamilton								-	-	-		
Henry								-	-	-		
Jackson		\$81,870						-	-	-		
Jefferson								-	-	-		
Jo Daviess								-	-	-		
Kendall		\$129,593						-	-	-		
Lasalle	40						Exempt	-	-	X		
Lee								-	-	-		
Livingston								-	-	-		
Macon								-	-	-		
Madison								-	-	-		
Marshall								-	-	-		

2024 Statewide Salary & Fringe Benefits Survey

Commander

Name of County	Avg. # of Weekly Hrs Worked in Job	Current Salary	Starting Salary	Step 1	Step 2	Maximum Salary	Status	Merit Increase	Longevity Increase	COLA	Union Contract Start Date	Union Contract End Date
Mason								-	-	-		
McDonough		\$82,000					Non-Exempt	-	-	-		
McHenry								-	-	-		
Menard								-	-	-		
Montgomery								-	-	-		
Moultrie								-	-	-		
Ogle								-	-	-		
Peoria								-	-	-		
Piatt								-	-	-		
Pike								-	-	-		
Putnam								-	-	-		
Randolph								-	-	-		
Schuyler								-	-	-		
Stark								-	-	-		
Stephenson								-	-	-		
Tazewell								-	-	-		
Union								-	-	-		
Washington								-	-	-		
Whiteside								-	-	-		
Will	40	\$143,021					Exempt	-	-	X		
Williamson								-	-	-		
Woodford								-	-	-		

2024 Statewide Salary & Fringe Benefits Survey

Control Room Operator

Name of County	Avg. # of Weekly Hrs Worked in Job	Current Salary	Starting Salary	Step 1	Step 2	Maximum Salary	Status	Merit Increase	Longevity Increase	COLA	Union Contract Start Date	Union Contract End Date
Adams	40	\$36,608						-	-	X		
Bond								-	-	-		
Bureau								-	-	-		
Carroll								-	-	-		
Cumberland								-	-	-		
Dewitt								-	-	-		
Effingham								-	-	-		
Fulton								-	-	-		
Gallatin								-	-	-		
Grundy								-	-	-		
Hamilton								-	-	-		
Henry								-	-	-		
Jackson								-	-	-		
Jefferson								-	-	-		
Jo Daviess								-	-	-		
Kendall								-	-	-		
Lasalle								-	-	-		
Lee								-	-	-		
Livingston								-	-	-		
Macon								-	-	-		
Madison								-	-	-		
Marshall								-	-	-		

2024 Statewide Salary & Fringe Benefits Survey

Control Room Operator

Name of County	Avg. # of Weekly Hrs Worked in Job	Current Salary	Starting Salary	Step 1	Step 2	Maximum Salary	Status	Merit Increase	Longevity Increase	COLA	Union Contract Start Date	Union Contract End Date
Mason								-	-	-		
McDonough								-	-	-		
McHenry								-	-	-		
Menard								-	-	-		
Montgomery								-	-	-		
Moultrie	40	\$43,752	\$33,345				Non-Exempt	-	X	X	12-01-2021	11-30-2025
Ogle								-	-	-		
Peoria	40	\$38,025	\$33,758			\$50,648	Non-Exempt	-	X	-	01-01-2023	12-31-2027
Piatt								-	-	-		
Pike		\$44,848					Non-Exempt	-	X	-	12-01-2022	11-30-2025
Putnam								-	-	-		
Randolph								-	-	-		
Schuyler								-	-	-		
Stark								-	-	-		
Stephenson								-	-	-		
Tazewell	40	\$33,820					Non-Exempt	X	X	X	12-01-2018	11-30-2022
Union								-	-	-		
Washington								-	-	-		
Whiteside	40	\$31,418					Non-Exempt	-	X	X		
Will								-	-	-		
Williamson								-	-	-		
Woodford								-	-	-		

2024 Statewide Salary & Fringe Benefits Survey

Cook

Name of County	Avg. # of Weekly Hrs Worked in Job	Current Salary	Starting Salary	Step 1	Step 2	Maximum Salary	Status	Merit Increase	Longevity Increase	COLA	Union Contract Start Date	Union Contract End Date
Adams								-	-	-		
Bond								-	-	-		
Bureau								-	-	-		
Carroll								-	-	-		
Cumberland								-	-	-		
Dewitt							Non-Exempt	-	-	-	12-01-2022	11-30-2026
Effingham								-	-	-		
Fulton								-	-	-		
Gallatin								-	-	-		
Grundy								-	-	-		
Hamilton								-	-	-		
Henry								-	-	-		
Jackson		\$46,500						-	-	-		
Jefferson								-	-	-		
Jo Daviess								-	-	-		
Kendall								-	-	-		
Lasalle								-	-	-		
Lee								-	-	-		
Livingston								-	-	-		
Macon								-	-	-		
Madison	40		\$40,851			\$49,774	Non-Exempt	-	X	X	12-01-2020	11-30-2024
Marshall								-	-	-		

2024 Statewide Salary & Fringe Benefits Survey

Cook

Name of County	Avg. # of Weekly Hrs Worked in Job	Current Salary	Starting Salary	Step 1	Step 2	Maximum Salary	Status	Merit Increase	Longevity Increase	COLA	Union Contract Start Date	Union Contract End Date
Mason								-	-	-		
McDonough								-	-	-		
McHenry	38	\$34,205	\$33,738			\$48,922	Non-Exempt	X	-	-		
Menard								-	-	-		
Montgomery	35	\$53,851					Non-Exempt	-	-	-		
Moultrie								-	-	-		
Ogle	40	\$47,201					Non-Exempt	-	-	-		
Peoria								-	-	-		
Piatt								-	-	-		
Pike		\$33,126	\$30,920				Non-Exempt	-	X	-		
Putnam								-	-	-		
Randolph								-	-	-		
Schuyler								-	-	-		
Stark								-	-	-		
Stephenson								-	-	-		
Tazewell								-	-	-		
Union								-	-	-		
Washington								-	-	-		
Whiteside	40	\$32,385					Non-Exempt	-	X	X		
Will	40	\$55,744	\$49,040	\$49,040		\$55,011	Non-Exempt	-	-	X	12-01-2021	11-30-2025
Williamson								-	-	-		
Woodford								-	-	-		

2024 Statewide Salary & Fringe Benefits Survey

Correctional Officer

Name of County	Avg. # of Weekly Hrs Worked in Job	Current Salary	Starting Salary	Step 1	Step 2	Maximum Salary	Status	Merit Increase	Longevity Increase	COLA	Union Contract Start Date	Union Contract End Date
Adams	40	\$44,470	\$44,470	\$47,590	\$50,710	\$54,932	Non-Exempt	-	-	X	12-01-2021	11-30-2023
Bond	40	\$58,572	\$34,840				Non-Exempt	-	X	-	12-01-2021	11-30-2024
Bureau	40		\$59,884	\$60,918	\$61,948	\$74,591	Non-Exempt	-	X	-	12-01-2022	11-30-2026
Carroll	40		\$43,000				Non-Exempt	X	-	-	12-1-2021	11-30-2025
Cumberland	40	\$42,952						-	X	-	12-1-2022	11-30-2025
Dewitt	42		\$43,680					-	-	-		
Effingham	40		\$46,446	\$52,832	\$53,789	\$58,968	Non-Exempt	-	-	X	12-01-2021	11-30-2025
Fulton								-	-	-		
Gallatin								-	-	-		
Grundy	42	\$40,324						-	-	-		
Hamilton								-	-	-		
Henry								-	-	-		
Jackson		\$59,650						-	-	-		
Jefferson								-	-	-		
Jo Daviess	42	\$50,472	\$47,720	\$52,984	\$54,294		Non-Exempt	-	X	-	12-01-2022	11-30-2026
Kendall		\$67,002					Non-Exempt	-	X	X		
Lasalle								-	-	-		
Lee	42	\$69,919					Non-Exempt	-	-	-		
Livingston	40	\$60,840	\$43,804				Non-Exempt	-	-	X	12-01-2022	11-30-2025
Macon	40		\$37,000	\$44,672	\$47,115	\$72,123		-	-	-		
Madison	40		\$57,179			\$82,826	Non-Exempt	-	X	X	12-01-2020	11-30-2023
Marshall								-	-	-		

2024 Statewide Salary & Fringe Benefits Survey

Correctional Officer

Name of County	Avg. # of Weekly Hrs Worked in Job	Current Salary	Starting Salary	Step 1	Step 2	Maximum Salary	Status	Merit Increase	Longevity Increase	COLA	Union Contract Start Date	Union Contract End Date
Mason								-	-	-		
McDonough	40	\$54,413					Non-Exempt	-	-	-	12-01-2021	11-30-2024
McHenry	40	\$89,376	\$60,861			\$101,899	Exempt	-	-	-	12-01-2021	11-30-2024
Menard	43	\$52,293						-	-	-		
Montgomery	40	\$62,961					Non-Exempt	-	-	-		
Moultrie	40	\$43,752	\$33,345				Non-Exempt	-	X	X	12-01-2021	11-30-2025
Ogle	42		\$53,000			\$90,492	Non-Exempt	-	-	-		
Peoria	40	\$56,622	\$47,269			\$69,355	Non-Exempt	-	X	-		
Piatt		\$54,142						-	-	-		
Pike		\$39,491					Non-Exempt	-	X	-	12-01-2022	11-30-2025
Putnam								-	-	-		
Randolph		\$53,724						-	-	-		
Schuyler								-	-	-		
Stark								-	-	-		
Stephenson	42	\$61,785	\$42,500				Non-Exempt	-	X	X	01-01-2020	12-31-2023
Tazewell	40	\$53,289					Non-Exempt	X	-	X	12-01-2020	11-30-2025
Union								-	-	-		
Washington	40	\$46,988						-	-	-	12-01-2022	11-30-2025
Whiteside	42	\$53,706					Non-Exempt	-	-	X	12-01-2023	11-30-2026
Will	40	\$82,587	\$60,500	\$60,500	\$63,828	\$94,376	Non-Exempt	-	-	X	12-1-2021	11-30-2024
Williamson	40	\$45,000						-	-	-		
Woodford	40	\$53,719					Non-Exempt	-	X	X		

2024 Statewide Salary & Fringe Benefits Survey

Deputy Sheriff Captain

Name of County	Avg. # of Weekly Hrs Worked in Job	Current Salary	Starting Salary	Step 1	Step 2	Maximum Salary	Status	Merit Increase	Longevity Increase	COLA	Union Contract Start Date	Union Contract End Date
Adams								-	-	-		
Bond								-	-	-		
Bureau								-	-	-		
Carroll								-	-	-		
Cumberland	40	\$57,720						-	-	-		
Dewitt								-	-	-		
Effingham								-	-	-		
Fulton								-	-	-		
Gallatin								-	-	-		
Grundy								-	-	-		
Hamilton								-	-	-		
Henry								-	-	-		
Jackson								-	-	-		
Jefferson								-	-	-		
Jo Daviess								-	-	-		
Kendall								-	-	-		
Lasalle	40	\$106,800					Exempt	-	-	X		
Lee								-	-	-		
Livingston								-	-	-		
Macon								-	-	-		
Madison	40		\$90,730			\$111,592	Non-Exempt	-	X	X	12-01-2020	11-30-2023
Marshall								-	-	-		

2024 Statewide Salary & Fringe Benefits Survey

Deputy Sheriff Captain

Name of County	Avg. # of Weekly Hrs Worked in Job	Current Salary	Starting Salary	Step 1	Step 2	Maximum Salary	Status	Merit Increase	Longevity Increase	COLA	Union Contract Start Date	Union Contract End Date
Mason								-	-	-		
McDonough								-	-	-		
McHenry								-	-	-		
Menard	43	\$62,447						-	-	-		
Montgomery								-	-	-		
Moultrie								-	-	-		
Ogle								-	-	-		
Peoria	40	\$123,760	\$56,923			\$85,384	Exempt	-	X	-		
Piatt								-	-	-		
Pike								-	-	-		
Putnam								-	-	-		
Randolph								-	-	-		
Schuyler								-	-	-		
Stark								-	-	-		
Stephenson								-	-	-		
Tazewell	40	\$110,434					Non-Exempt	X	-	X		
Union								-	-	-		
Washington								-	-	-		
Whiteside								-	-	-		
Will								-	-	-		
Williamson								-	-	-		
Woodford		\$100,442					Exempt	-	X	X		

2024 Statewide Salary & Fringe Benefits Survey

Deputy Sheriff Investigator

Name of County	Avg. # of Weekly Hrs Worked in Job	Current Salary	Starting Salary	Step 1	Step 2	Maximum Salary	Status	Merit Increase	Longevity Increase	COLA	Union Contract Start Date	Union Contract End Date
Adams								-	-	-		
Bond								-	-	-		
Bureau								-	-	-		
Carroll								-	-	-		
Cumberland								-	-	-		
Dewitt	40	\$58,240	\$49,920				Non-Exempt	-	-	-	12-01-2022	11-30-2026
Effingham								-	-	-		
Fulton								-	-	-		
Gallatin								-	-	-		
Grundy								-	-	-		
Hamilton								-	-	-		
Henry								-	-	-		
Jackson		\$73,750						-	-	-		
Jefferson								-	-	-		
Jo Daviess	40	\$72,592	\$47,720	\$52,984	\$54,294		Non-Exempt	-	X	-	12-01-2022	11-30-2026
Kendall								-	-	-		
Lasalle	40	\$93,700					Non-Exempt	-	-	-	12-01-2022	11-30-2025
Lee								-	-	-		
Livingston	40	\$67,080					Non-Exempt	-	-	X	12-01-2022	11-30-2025
Macon	40	\$80,271						-	-	-		
Madison								-	-	-		
Marshall								-	-	-		

2024 Statewide Salary & Fringe Benefits Survey

Deputy Sheriff Investigator

Name of County	Avg. # of Weekly Hrs Worked in Job	Current Salary	Starting Salary	Step 1	Step 2	Maximum Salary	Status	Merit Increase	Longevity Increase	COLA	Union Contract Start Date	Union Contract End Date
Mason								-	-	-		
McDonough	40	\$62,541					Non-Exempt	-	-	-	12-01-2021	11-30-2024
McHenry	40	\$97,061	\$72,030			\$109,616	Non-Exempt	-	-	-	12-01-2021	11-30-2024
Menard								-	-	-		
Montgomery	40	\$76,772					Non-Exempt	-	-	-		
Moultrie								-	-	-		
Ogle	40		\$75,860			\$86,426	Non-Exempt	-	-	-		
Peoria	40							-	-	-		
Piatt								-	-	-		
Pike		\$50,220					Non-Exempt	-	X	-		
Putnam	40	\$64,480					Non-Exempt	X	-	-		
Randolph		\$69,363						-	-	-		
Schuyler								-	-	-		
Stark								-	-	-		
Stephenson	40	\$90,251	\$65,000				Exempt	-	X	X		
Tazewell	40	\$108,530					Non-Exempt	X	-	X		
Union	40		\$42,380			\$62,868	Non-Exempt	X	X	-	12-01-2021	11-30-2026
Washington	40	\$51,938						-	-	-	12-01-2022	11-30-2025
Whiteside	43	\$78,327					Non-Exempt	-	-	X	12-01-2023	11-30-2026
Will								-	-	-		
Williamson								-	-	-		
Woodford		\$87,415					Exempt	-	X	X		

2024 Statewide Salary & Fringe Benefits Survey

Deputy Sheriff Patrol Deputy

Name of County	Avg. # of Weekly Hrs Worked in Job	Current Salary	Starting Salary	Step 1	Step 2	Maximum Salary	Status	Merit Increase	Longevity Increase	COLA	Union Contract Start Date	Union Contract End Date
Adams	40	\$53,705	\$53,705	\$57,512	\$61,380	\$68,598	Non-Exempt	-	X	X	12-01-2021	11-30-2024
Bond	40	\$67,350	\$52,395				Non-Exempt	-	X	-	12-01-2021	11-30-2024
Bureau	40		\$64,568	\$67,963	\$69,486	\$87,059	Non-Exempt	-	X	-	12-01-2022	11-30-2026
Carroll	40		\$50,000				Non-Exempt	X	-	-	12-1-2021	11-30-2025
Cumberland	40	\$56,409						-	X	-	12-1-2022	11-30-2025
Dewitt	40		\$47,840				Non-Exempt	-	-	-	12-01-2022	11-30-2026
Effingham	40		\$61,818	\$65,915	\$67,122	\$73,674	Non-Exempt	-	-	X	12-01-2021	11-30-2025
Fulton								-	-	-		
Gallatin								-	-	-		
Grundy	40	\$121,828						-	-	-		
Hamilton								-	-	-		
Henry								-	-	-		
Jackson		\$63,398						-	-	-		
Jefferson								-	-	-		
Jo Daviess								-	-	-		
Kendall		\$67,002					Non-Exempt	-	X	X	12-1-2019	11-30-2023
Lasalle	40	\$71,000					Non-Exempt	-	-	-	12-01-2022	11-30-2025
Lee	42	\$78,310					Non-Exempt	-	-	-		
Livingston	40	\$67,080					Non-Exempt	-	-	X	12-01-2022	11-30-2025
Macon	40							-	-	-		
Madison	40		\$60,382			\$87,360	Non-Exempt	-	X	X	12-01-2020	11-30-2023
Marshall								-	-	-		

2024 Statewide Salary & Fringe Benefits Survey

Deputy Sheriff Patrol Deputy

Name of County	Avg. # of Weekly Hrs Worked in Job	Current Salary	Starting Salary	Step 1	Step 2	Maximum Salary	Status	Merit Increase	Longevity Increase	COLA	Union Contract Start Date	Union Contract End Date
Mason								-	-	-		
McDonough	40	\$63,562					Non-Exempt	-	-	-	12-01-2021	11-30-2024
McHenry	40	\$89,597	\$72,030			\$109,616	Non-Exempt	-	-	-	12-01-2021	11-30-2024
Menard	45	\$67,682						-	-	-		
Montgomery	40	\$66,393					Non-Exempt	-	-	-		
Moultrie	40	\$53,578	\$50,094				Non-Exempt	-	X	X	12-01-2023	11-30-2026
Ogle	42		\$63,683			\$90,492	Non-Exempt	-	-	-		
Peoria	40	\$66,357	\$55,060	\$59,207	\$61,567	\$80,786	Non-Exempt	-	X	-	01-01-2019	12-31-2022
Piatt								-	-	-		
Pike		\$54,580	\$44,812				Non-Exempt	-	X	-	12-01-2022	11-30-2025
Putnam	40		\$49,920	\$52,000	\$62,400	\$72,800	Non-Exempt	X	-	-		
Randolph		\$69,363						-	-	-		
Schuyler								-	-	-		
Stark								-	-	-		
Stephenson	40	\$54,288	\$44,699				Non-Exempt	-	X	X	01-01-2020	12-31-2023
Tazewell	40	\$54,038					Non-Exempt	X	X	X	12-01-2021	11-30-2024
Union	40		\$40,580			\$61,068	Non-Exempt	X	X	-	12-01-2021	11-30-2026
Washington								-	-	-		
Whiteside	42	\$61,995					Non-Exempt	-	-	X	12-01-2023	11-30-2026
Will	40	\$93,454	\$69,541	\$69,541	\$72,756	\$110,570	Non-Exempt	-	-	X		
Williamson								-	-	-		
Woodford		\$61,963					Non-Exempt	-	X	X		

2024 Statewide Salary & Fringe Benefits Survey

Deputy Sheriff Sergeant

Name of County	Avg. # of Weekly Hrs Worked in Job	Current Salary	Starting Salary	Step 1	Step 2	Maximum Salary	Status	Merit Increase	Longevity Increase	COLA	Union Contract Start Date	Union Contract End Date
Adams	40	\$78,894					Non-Exempt	-	X	X	12-01-2021	11-30-2024
Bond	40	\$70,948	\$52,395				Non-Exempt	-	X	-	12-01-2021	11-30-2024
Bureau	40	\$87,059	\$64,568	\$67,963	\$69,486	\$87,059	Non-Exempt	-	X	-	12-01-2022	11-30-2026
Carroll								-	-	-		
Cumberland								-	-	-		
Dewitt	40		\$56,160				Non-Exempt	-	-	-	12-01-2022	11-30-2026
Effingham	40		\$64,106	\$68,370	\$69,597	\$76,419	Non-Exempt	-	-	X	12-01-2021	11-30-2025
Fulton								-	-	-		
Gallatin								-	-	-		
Grundy	40	\$121,828						-	-	-		
Hamilton								-	-	-		
Henry								-	-	-		
Jackson								-	-	-		
Jefferson								-	-	-		
Jo Daviess	42	\$80,044	\$71,854	\$74,016	\$76,222		Non-Exempt	-	X	-	12-01-2022	11-30-2026
Kendall		\$103,519					Non-Exempt	-	X	X	12-1-2019	11-30-2024
Lasalle	40	\$98,200					Non-Exempt	-	-	-	12-01-2022	11-30-2025
Lee	42	\$93,267					Non-Exempt	-	-	-		
Livingston	40	\$72,654					Exempt	-	-	X	12-01-2022	11-30-2025
Macon	40		\$88,819	\$90,229	\$91,638	\$110,727		-	-	-		
Madison	40		\$77,085			\$94,806	Non-Exempt	-	X	X	12-01-2020	11-30-2023
Marshall		\$61,764						-	-	-		

2024 Statewide Salary & Fringe Benefits Survey

Deputy Sheriff Sergeant

Name of County	Avg. # of Weekly Hrs Worked in Job	Current Salary	Starting Salary	Step 1	Step 2	Maximum Salary	Status	Merit Increase	Longevity Increase	COLA	Union Contract Start Date	Union Contract End Date
Mason								-	-	-		
McDonough								-	-	-		
McHenry	40	\$117,077	\$117,077				Non-Exempt	X	-	-		
Menard								-	-	-		
Montgomery								-	-	-		
Moultrie	40	\$69,056	\$32,611				Non-Exempt	-	X	X	12-01-2023	11-30-2026
Ogle	42	\$90,492						-	-	-		
Peoria								-	-	-		
Piatt								-	-	-		
Pike		\$63,529					Non-Exempt	-	X	-	12-01-2022	11-30-2025
Putnam	40	\$70,720					Non-Exempt	X	-	-		
Randolph								-	-	-		
Schuyler								-	-	-		
Stark								-	-	-		
Stephenson	40	\$82,347	\$70,044				Exempt	-	X	X		
Tazewell	40	\$103,948					Non-Exempt	X	X	X	12-01-2023	11-30-2024
Union	40		\$42,380			\$62,868	Non-Exempt	X	X	-	12-01-2021	11-30-2026
Washington	40	\$54,725						-	-	-	12-01-2022	11-30-2025
Whiteside	42	\$70,796					Non-Exempt	-	-	X	12-01-2023	11-30-2026
Will	40	\$111,780					Non-Exempt	-	-	X		
Williamson								-	-	-		
Woodford		\$87,609					Non-Exempt	-	X	X		

2024 Statewide Salary & Fringe Benefits Survey

Deputy Sheriff Telecommunications Officer

Name of County	Avg. # of Weekly Hrs Worked in Job	Current Salary	Starting Salary	Step 1	Step 2	Maximum Salary	Status	Merit Increase	Longevity Increase	COLA	Union Contract Start Date	Union Contract End Date
Adams								-	-	-		
Bond	40	\$56,591	\$38,896				Non-Exempt	-	X	-	12-01-2021	11-30-2024
Bureau								-	-	-		
Carroll	40		\$42,000				Exempt	X	-	-	12-1-2021	11-30-2025
Cumberland								-	-	-		
Dewitt	40		\$39,520				Non-Exempt	-	-	-	12-01-2022	11-30-2026
Effingham	40		\$43,035	\$44,470	\$45,906	\$54,746	Non-Exempt	-	-	X	12-01-2021	11-30-2025
Fulton								-	-	-		
Gallatin								-	-	-		
Grundy								-	-	-		
Hamilton								-	-	-		
Henry								-	-	-		
Jackson		\$58,850						-	-	-		
Jefferson								-	-	-		
Jo Daviess	42	\$50,472	\$47,720	\$52,984	\$54,294		Non-Exempt	-	X	-	12-01-2022	11-30-2026
Kendall								-	-	-		
Lasalle	40	\$45,200					Non-Exempt	-	-	-	12-1-2023	11-30-2027
Lee								-	-	-		
Livingston								-	-	-		
Macon								-	-	-		
Madison	40		\$57,179			\$82,826	Non-Exempt	-	X	X	12-01-2020	11-30-2023
Marshall								-	-	-		

2024 Statewide Salary & Fringe Benefits Survey

Deputy Sheriff Telecommunications Officer

Name of County	Avg. # of Weekly Hrs Worked in Job	Current Salary	Starting Salary	Step 1	Step 2	Maximum Salary	Status	Merit Increase	Longevity Increase	COLA	Union Contract Start Date	Union Contract End Date
Mason								-	-	-		
McDonough								-	-	-		
McHenry	40	\$65,175	\$57,616			\$76,315	Non-Exempt	-	-	-	12-01-2020	11-30-2023
Menard								-	-	-		
Montgomery	40	\$55,931					Non-Exempt	-	-	-		
Moultrie								-	-	-		
Ogle	42		\$47,670			\$79,000		-	-	-		
Peoria								-	-	-		
Piatt								-	-	-		
Pike								-	-	-		
Putnam	40		\$41,600			\$49,920	Non-Exempt	X	-	-		
Randolph		\$53,724						-	-	-		
Schuyler								-	-	-		
Stark								-	-	-		
Stephenson	40	\$48,214	\$36,587				Non-Exempt	-	X	X	01-01-2020	12-31-2023
Tazewell								-	-	-		
Union	40		\$39,416			\$57,532	Non-Exempt	X	X	-	12-01-2021	11-30-2026
Washington	40	\$47,840						-	-	-	12-01-2022	11-30-2022
Whiteside	42	\$54,362					Exempt	-	-	X	12-01-2023	11-30-2026
Will								-	-	-		
Williamson	40	\$40,000						-	-	-		
Woodford								-	-	-		

2024 Statewide Salary & Fringe Benefits Survey

Sheriff Lieutenant

Name of County	Avg. # of Weekly Hrs Worked in Job	Current Salary	Starting Salary	Step 1	Step 2	Maximum Salary	Status	Merit Increase	Longevity Increase	COLA	Union Contract Start Date	Union Contract End Date
Adams								-	-	-		
Bond								-	-	-		
Bureau	40	\$105,658					Exempt	-	-	-		
Carroll								-	-	-		
Cumberland								-	-	-		
Dewitt								-	-	-		
Effingham	40		\$66,373	\$70,803	\$72,093	\$79,186	Non-Exempt	-	-	X	12-01-2021	11-30-2025
Fulton								-	-	-		
Gallatin								-	-	-		
Grundy								-	-	-		
Hamilton								-	-	-		
Henry								-	-	-		
Jackson		\$88,000						-	-	-		
Jefferson								-	-	-		
Jo Daviess	40	\$86,445					Exempt	-	-	-		
Kendall								-	-	-		
Lasalle	40	\$101,000					Exempt	-	-	X		
Lee	42	\$89,679					Non-Exempt	-	-	-		
Livingston								-	-	-		
Macon	40		\$98,902	\$100,311	\$101,720	\$120,799		-	-	-		
Madison	40		\$83,616			\$102,856	Non-Exempt	-	X	X	12-01-2020	11-30-2023
Marshall								-	-	-		

2024 Statewide Salary & Fringe Benefits Survey

Sheriff Lieutenant

Name of County	Avg. # of Weekly Hrs Worked in Job	Current Salary	Starting Salary	Step 1	Step 2	Maximum Salary	Status	Merit Increase	Longevity Increase	COLA	Union Contract Start Date	Union Contract End Date
Mason								-	-	-		
McDonough	40	\$79,000					Non-Exempt	-	-	-		
McHenry	40	\$128,785	\$128,785				Non-Exempt	X	-	-		
Menard								-	-	-		
Montgomery								-	-	-		
Moultrie								-	-	-		
Ogle	40	\$101,028						-	-	-		
Peoria	40	\$100,164	\$94,676	\$97,277	\$98,838	\$102,961	Non-Exempt	-	X	-	01-01-2021	12-31-2023
Piatt								-	-	-		
Pike								-	-	-		
Putnam								-	-	-		
Randolph								-	-	-		
Schuyler								-	-	-		
Stark								-	-	-		
Stephenson	40	\$89,772	\$44,699				Exempt	-	X	X		
Tazewell								-	-	-		
Union								-	-	-		
Washington								-	-	-		
Whiteside	40	\$83,990					Exempt	-	X	X		
Will	40	\$125,820						-	-	-		
Williamson								-	-	-		
Woodford		\$98,473					Exempt	-	X	X		

NEWPORTTM

retirement services

Kevin Paulsen

Principal
Compensation Consulting Group

Newport

1930 St. Andrews Ct NE, Suite V
Cedar Rapids, IA 52402
Phone: 319-393-4836
Kevin.Paulsen@newportgroup.com

Paige Brasili

Associate Consultant
Compensation Consulting Group

Newport

Paige.Brasili@newportgroup.com