



# United Counties Council of Illinois

## 2021 Statewide Salary & Fringe Benefits Survey

February 2021

W. Michael McCreery, Executive Director

### Officers

David Meyer, President  
David Zimmerman, Vice President  
Joseph Payette, Secretary  
P.E. Cross, Treasurer

### Executive Committee Members

David Meyer, Washington County  
David Zimmerman, Tazewell County  
P.E. Cross, Hamilton County  
Joseph Payette, Carroll County  
Matthew Prochaska, Kendall County  
Mark Kern, St. Clair County  
Samuel L. Newton, Stephenson County

# Table of Contents

<b>Introduction</b>	<b>1</b>
Participating Counties	2
Positions Surveyed	3
Demographics	4
Survey Definitions	5
Statistical Conversions	5
Contact Information	6
<b>Section 1: County Statistics</b>	<b>8</b>
<b>Section 2a: Salary Schedule Budgets</b>	<b>17</b>
<b>Section 2b: Salary Schedule Amounts</b>	<b>20</b>
Elected Official Annualized Salary Schedule	21
Administrative Exempt Annualized Salary Schedule	22
Administrative Nonexempt Annualized Salary Schedule	23
Administrative Nonexempt Hourly Salary Schedule	24
Public Works Annualized Salary Schedule	25
Public Works Hourly Salary Schedule	26
Sheriff/Police Annualized Salary Schedule	27
Sheriff/Police Hourly Salary Schedule	28
<b>Section 3: Fringe Benefits</b>	<b>29</b>
Holiday Schedule	30
Vacation Schedule	31
Conversion	31
Sick Leave/Basis for Using Sick Leave	32
Rate of Pay Multiplier Currently Utilized	32
Education Benefits	34
Clothing Benefits	35
Other Benefits	36
<b>Section 4: Insurance</b>	<b>37</b>
Life Insurance	38
Dental Insurance	38
Health Insurance	40
Health Insurance Amounts	41
Dental Insurance Amounts	43
<b>Appendix A: Supplemental Information</b>	<b>45</b>

# 2021 Statewide Salary & Fringe Benefits Survey

## Introduction

Newport Group, Inc. (“Newport”), a national compensation, retirement, and benefits consulting firm, was engaged by United Counties Council of Illinois (“UCCI”) to be the third party administrator for this year’s Statewide Salary & Fringe Benefits Survey. We are pleased to present the findings of the 2021 UCCI Statewide Salary & Fringe Benefits Survey. The survey was conducted via a web-based survey platform that launched in October 2020. The effective date of data is October 1, 2020.

The data contained in this report are based on responses from 43 Illinois counties. A profile and detailed list of survey participants can be found on the following pages.

This survey is designed to assist county officials in the preparation of annual budgets, negotiation of labor contracts and similar personnel related tasks. United Counties Council of Illinois conducts an annual survey of elected officials and public employee salaries and fringe benefits that outline details of 78 different positions. This survey addresses fringe benefits received by specific employee groups and salary schedules of identified positions within the counties.

The survey is divided up into three sections:

- Section I is County Statistics which includes information on population and the budget;
- Section II is the Salary Schedule of elected officials and County employees;
- Section III contains data analysis on Health and Welfare Fringe Benefits.
- Section IV contains data analysis on Insurance Benefits.

## Contact Information

If you have any questions regarding this survey, please contact:

### Kevin Paulsen

Principal  
Compensation Consulting Group

### Newport

1930 St. Andrews Ct NE, Suite V  
Cedar Rapids, IA 52402  
Phone: 319-393-4836  
Kevin.Paulsen@newportgroup.com

### Elizabeth Endris

Associate Consultant  
Compensation Consulting Group

### Newport

135 S. LaSalle St., Suite 1900  
Chicago, IL 60603  
(312) 488-6726  
Elizabeth.Endris@newportgroup.com

# 2021 Statewide Salary & Fringe Benefits Survey

## Participating Counties

County		
Bond	Hamilton	Mason
Boone	Henry	Menard
Bureau	Iroquois	Montgomery
Carroll	Jo Daviess	Ogle
Champaign	Johnson	Pike
Christian	Kane	Putnam
Crawford	Kendall	Randolph
Cumberland	Knox	Schuyler
DeWitt	LaSalle	Stephenson
Edwards	Livingston	Tazewell
Effingham	Macon	Union
Ford	Macoupin	Wayne
Fulton	Madison	Whiteside
Grundy	Marshall	Williamson
		Woodford

# 2021 Statewide Salary & Fringe Benefits Survey

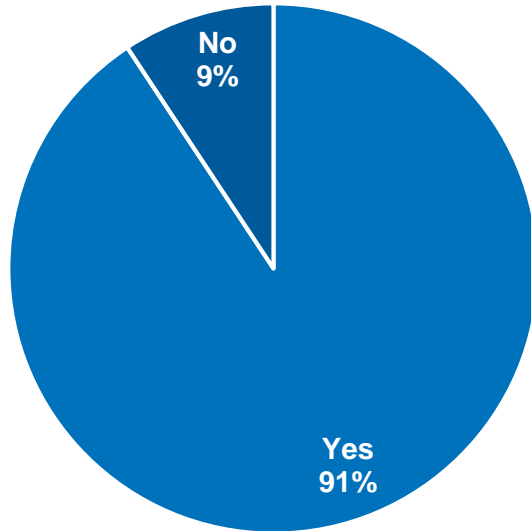
## Positions Surveyed

Elected	Administrative Exempt	Public Works	Sheriff
Board Member	County Administrator	Building Inspector	Bailiff
Circuit Clerk	County Coordinator/Asst County Administrator	Civil Engineer	Chief Deputy Sheriff
Committee Chairman	Director of Animal Control	Custodian/Housekeeper	Commander
Coroner/Medical Examiner	Director of Building & Zoning	Engineering Technician III	Control Room Operator
County Auditor	Director of Court Services	Equipment Operator	Cook
County Board Chairman	Director of Data Processing	Highway Foreman	Correctional Officer
County Clerk	Director of Health Department	Highway Maintenance	Deputy Sheriff Captain
County Treasurer	Director of Nursing Home	Labor Foreman	Deputy Sheriff Investigator
Recorder of Deeds	Director of Parks and Recreation	Laborer	Deputy Sheriff Patrol Deputy
Sheriff	Director of Public Transportation	Maintenance Mechanic	Deputy Sheriff Sergeant
States Attorney	Director of Purchasing	Maintenance Worker I	Deputy Sheriff Telecommunications Officer
Vice-Chairman	Economic Development Director	Maintainer II	Sheriff Lieutenant
	Emergency Management Agency Coordinator/Director	Mechanic	
	First Assistant State's Attorney	Nurse RN	
	Highway Engineer	Operator II	
	Human Resources Director	Sanitarian	
	Information Technology Director		
	Maintenance Director		
	Public Defender		
	Second Assistant State's Attorney		
	Supervisor of Assessments		

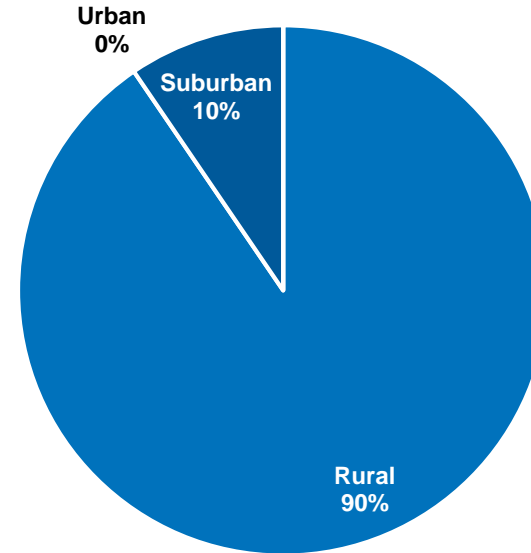
# 2021 Statewide Salary & Fringe Benefits Survey

## Demographics

Are you a current member of UCCI?



Geographic Area



# 2021 Statewide Salary & Fringe Benefits Survey

## Survey Definitions

- **County Count:** Total number of counties reporting a match to the survey position.
- **Minimum or Starting Salary:** The smallest value or observation of a sample or starting rate provided.
- **25<sup>th</sup> Percentile:** Equals or exceeds the highest rate among the lowest 25% of all rates within a sample.
- **Median:** Statistical point at which half of the incumbents' salaries reported are above and half are below.
- **Average:** Simple average of the all rates within the sample.
- **75<sup>th</sup> Percentile:** Equals or exceeds the highest rate among the lowest 75% of all rates within a sample.
- **Maximum:** The largest value or observation of a sample.

## Statistical Conversions

For statistical analysis, a conversion of salaries was completed in both annualized and hourly formats using the number of hours worked per week completed by participants. The calculations were made as follows:

- If the average hours worked per week was left blank, the hourly rate or salary amount provided was used.
- If the average hours worked per week was provided along with annualized pay, the hourly rate was computed accordingly. For non-exempt roles, the annualized amounts was divided by 2080 hours to compute a hourly equivalent.

# 2021 Statewide Salary & Fringe Benefits Survey

## Contact Information

Name of County	County Board Chairperson/ Commissioner	Contact Person	Phone	Population	Number of FT Employees	Number of PT Employees
Bond	Adam Boudouris	Colleen Camp	(618) 664-0618	16,426	99	48
Boone	Karl Johnson	Dan Streed	(815) 547-6269	53,544	200	50
Bureau	Marshann Entwistle	Sharon Schallhorn	(815) 876-3555	32,297	135	45
Carroll	Kevin Reibel	Mike Doty	(815) 244-0228	14,500	59	50
Champaign	Darlene Kloeppe	Darlene Kloeppe	(217) 384-3776	201,081	828	
Christian	Matthew Wells	Janet Bland	(217) 824-4011		125	40
Crawford	David Fulling	Fayrene Wright	(618) 546-1212	19,817	78	105
Cumberland	Roy Clapp	Beverly Howard	(217) 849-2631	11,048	46	19
DeWitt	Terry Ferguson	Dee Dee Rentmeister	(217) 935-7770	15,942	68	13
Edwards	Davis Messman	Mary Beth Smith	(618) 445-2115	6,971	22	18
Effingham	James Niemann	Deborah Ruholl	(217) 342-4990	34,242	165	36
Ford		Amy Frederick	(217) 379-9400	14,081	62	25
Fulton	Roger Clark	Staci Mayall	(309) 547-3041 ext 132	34,340	191	62
Grundy		Mary Kucharz				
Hamilton	John Chapman	Mary Anne Hopfinger	(618) 643-2721	8,457	35	18
Henry	Marshall Jones	Erin Knackstedt	(309) 937-3400	49,280	278	208
Iroquois	John Shure	Amanda Longfellow	(815) 432-6955	27,604	101	18
Jo Daviess	Scott Toot	Dan Reimer	(815) 777-6557	22,678	114	15
Johnson	Gary Brumley	Robin Harper-Whitehead	(618) 658-3611	12,582	61	26
Kane	Corinne Pierog	Sylvia Wetzel	(630) 232-5932	532,403	1,127	75
Kendall	Scott Gryder	Scott Koeppel	(630) 553-4142	128,990	324	24
Knox	Jared Hawkinson	Robin E. Davis	(309) 345-3813	50,112	350	66
LaSalle	Don Jensen	Melissa Pilch	(815) 617-4227	113,924	483	40

# 2021 Statewide Salary & Fringe Benefits Survey

Name of County	County Board Chairperson/Commissioner	Contact Person	Phone	Population	Number of FT Employees	Number of PT Employees
Livingston	Kathy Arbogast	Ginger Harris	(815) 842-9350	38,950	181	55
Macon	Kevin Greenfield	Jeannie Durham	(217) 424-1472	104,009	480	70
Macoupin	Larry Schmidt	Pete Duncan	(217) 854-3214	44,926	97	22
Madison	Kurt Prenzler	Bruce Cooper	(618) 296-4941			
Marshall	Gary R. Kroeschen	Jill M. Kenyon	(309) 246-6325	12,640	40	39
Mason	Kenneth Walker	William R. Blessman	(309) 543-6661	14,666	63	44
Menard	Robert Lott	Dara Worthington	(217) 632-4412	12,196	61	69
Montgomery	Evan Young	Trish Roemelin	(217) 532-9525	30,104	151	38
Ogle	John Finfrock	Tiffany O'Brien	(815) 732-1110	53,497	192	55
Pike	Jim Sheppard	Natalie Roseberry	(217) 285-6812	15,611	114	58
Putnam	Steve Malavolti	Kevin Kunkel	(815) 925-7226	6,006	24	10
Randolph	Marc Kiehna	Carol Best	(618) 826-5000	31,790	85	37
Schuyler	Chet Esther	Carolyne Ashcraft	(217) 322-3830	6,976	44	42
Stephenson	William N. Hadley	Georgia D. Newcomer	(815) 235-8277	47,711	260	71
Tazewell	J. David Zimmerman	Roger B. Workheiser	(309) 478-5934	135,394	350	184
Union	Max Miller	Angie Johnson	(618) 833-8276	17,000	80	34
Wayne	Bruce Reeves	Cathy Dugger	(618) 842-5087	16,760	65	34
Whiteside	James C Duffy	Joel R Horn	(815) 772-5100	58,498	283	91
Williamson	Jim Marlo	Julie Woolard	(618) 998-2136	66,357	250	6
Woodford	John Krug	Deb Breyman	(309) 467-7343	38,459	126	59
<b>Average</b>				<b>53,797</b>	<b>193</b>	<b>50</b>

# Section 1: County Statistics

# 2021 Statewide Salary & Fringe Benefits Survey

Name of County:	Assessed Valuation (Taxable) FY2018-2019:	Assessed Valuation (Taxable) FY2019-2020:	Percent of Unionized Workforce (Current):	Total 2020 Expenditure Budget:	General Fund Levy Rate (Tax Year 2019/ Payable 2020):	Special Revenue Funds Budget:	Special Revenue Funds Levy Rate (Tax Year 2019/Payable 2020):	Total Levy Rate (General Levy Rate + Special Levy Rate):
Bond	\$222,206,093	\$276,989,685	45%	\$13,631,894	0.3700	\$2,730,125	0.9995	1.3695
Boone	\$1,069,692,991	\$1,124,531,457	50%	\$37,879,027	0.6673	\$19,827,626	0.4311	1.0984
Bureau	\$712,188,713	\$754,208,193	47%	\$6,843,564	0.2700	\$4,787,500	0.6563	0.9263
Carroll	\$383,575,000	\$387,000,000	60%	\$151,151,122	0.2753	\$11,223,201	0.5734	0.8488
Champaign	\$4,131,910,558	\$4,371,725,295	66%	\$129,689,501	0.2833	\$89,386,979	0.5236	0.8069
Christian	\$612,617,094	\$625,468,696	80%	\$7,219,451	0.7481			0.7481
Crawford	\$490,842,242	\$511,758,985	0%	\$5,086,232	0.2700			0.9455
Cumberland	\$161,185,030	\$174,448,781	43%	\$778,045	0.4352	\$555,388	0.3184	0.7536
DeWitt	\$583,679,634	\$596,192,100	50%	\$22,911,492	0.2700	\$16,677,501	0.4782	0.7482
Edwards	\$83,276,401	\$84,284,384	0%					
Effingham	\$745,280,846	\$788,391,530	40%	\$19,586,780	0.1861	\$9,577,176	0.4300	0.6161
Ford	\$349,704,280	\$302,071,621	27%	\$4,149,276				
Fulton	\$510,635,402	\$530,046,062	45%	\$33,302,944	0.2700		1.3887	1.6587
Grundy								
Hamilton	\$119,104,288	\$126,916,922	43%	\$4,321,161	0.3309	\$1,270,395	0.4386	0.7695
Henry	\$930,835,448	\$977,213,916						0.0084
Iroquois	\$560,432,914	\$583,918,976	43%	\$19,502,459	0.2700	\$5,665,221	1.0105	1.2805
Jo Daviess	\$729,849,444	\$741,366,670	40%	\$23,845,931	0.3393	\$10,922,410	0.5409	0.8802
Johnson	\$137,058,446	\$144,517,426	42%	\$2,301,240				
Kane	\$14,326,942,289	\$14,998,098,595	48%	\$283,020,604	0.2202	\$190,970,664	0.1537	0.3739
Kendall	\$3,432,921,537	\$3,227,251,848	47%	\$85,221,971	0.3199	\$55,659,684	0.3210	0.6409
Knox	\$822,279,659	\$847,777,677	46%	\$64,444,840	0.2700	\$51,715,695	1.0508	1.3208
LaSalle			70%	\$82,067,073	0.0025	\$22,585,869	0.0106	

# 2021 Statewide Salary & Fringe Benefits Survey

Name of County:	Assessed Valuation (Taxable) FY2018-2019:	Assessed Valuation (Taxable) FY2019-2020:	Percent of Unionized Workforce (Current):	Total 2020 Expenditure Budget:	General Fund Levy Rate (Tax Year 2019/ Payable 2020):	Special Revenue Funds Budget:	Special Revenue Funds Levy Rate (Tax Year 2019/Payable 2020):	Total Levy Rate (General Levy Rate + Special Levy Rate):
Livingston	\$736,905,674	\$771,816,713	30%	\$12,395,719	0.3863	\$13,583,441	0.7596	1.1459
Macon	\$1,660,142,411	\$1,679,547,007	43%	\$72,813,539	0.0250		1.1070	1.3570
Macoupin	\$643,159,849	\$664,134,100	60%	\$8,390,806	0.2801	\$13,437,755	0.4749	0.7551
Madison				\$139,854,047	0.1953	\$64,025,654	0.4000	0.5953
Marshall	\$318,806,820	\$288,363,596	0%					
Mason	\$215,875,770	\$222,723,871	32%	\$5,956,644	0.7103	\$9,977,550	0.7488	1.4591
Menard	\$296,832,445	\$302,042,140	50%	\$11,318,114	0.3344	\$7,498,001	0.7333	1.0677
Montgomery	\$456,258,080	\$482,769,905	38%	\$6,391,882	0.1904	\$14,019,953	0.8834	1.0739
Ogle	\$1,590,755,924	\$1,660,407,024	49%	\$15,393,194	0.2700	\$12,120,600	0.4858	0.7558
Pike	\$6,156,869	\$6,196,029	42%	\$4,867,280	0.2700			0.2700
Putnam	\$155,955,217	\$177,961,781	0%	\$5,395,756	0.3700	\$2,505,767	0.6060	0.9760
Randolph	\$533,567,305	\$595,099,388		\$7,099,280	0.4263			
Schuyler	\$128,548,584	\$136,285,392	23%	\$8,497,218	0.4672	\$5,736,915	0.8600	1.3300
Stephenson	\$652,000,000	\$817,096,605	70%	\$48,611,490	1.4283			
Tazewell	\$2,674,010,593	\$2,678,391,687	42%	\$64,517,484	0.2032	\$35,982,610	0.3210	0.5243
Union			40%					
Wayne			75%	\$4,655,651				
Whiteside	\$897,831,840	\$921,319,411	25%	\$16,046,065	0.2700	\$9,998,650	0.8051	1.0751
Williamson	\$1,048,463,623	\$1,080,644,952	90%		1.4041			
Woodford	\$935,084,173	\$933,352,191	65%	\$24,449,148	0.1165	\$13,771,543	0.4178	0.5345
<b>Average</b>	<b>\$1,159,646,671</b>	<b>\$1,199,798,174</b>	<b>44%</b>	<b>\$39,286,701</b>	<b>0.3756</b>	<b>\$25,785,699</b>	<b>0.6182</b>	<b>0.8973</b>

# 2021 Statewide Salary & Fringe Benefits Survey

Name of County:	I.M.R.F - BUDGET	I.M.R.F - LEVY RATE	County Highway - BUDGET	County Highway - LEVY RATE	County Bridge - BUDGET	County Bridge - LEVY RATE	Mental Health - BUDGET	Mental Health - LEVY RATE
Bond	\$588,000	0.2380	\$226,000	0.0910	\$113,000	0.0450	\$145,000	0.0580
Boone		0.1110		0.0690		0.0120		
Bureau	\$1,656,000	0.2140	\$813,600	0.1200	\$339,000	0.0500	\$302,800	0.0460
Carroll	\$425,000	0.1090	\$400,000	0.1030	\$200,000	0.0520	\$380,000	0.9880
Champaign	\$2,982,425	0.0660	\$2,802,318	0.0620	\$1,403,387	0.0310	\$5,239,310	0.1160
Christian	\$583,000	0.0960	\$572,169	0.0940	\$286,110	0.0420	\$111,000	0.0180
Crawford	\$561,539	0.1040	\$802,800	0.0980	\$373,200	0.0490	\$183,000	0.0390
Cumberland	\$71,000	0.0400	\$102,000	0.0580	\$49,500	0.0280		
DeWitt	\$605,800	0.0830	\$1,700,908	0.0890	\$1,641,430	0.0340	\$547,450	0.0730
Edwards	\$15,800	0.0180	\$179,880	0.2000	\$45,000	0.0500	\$0	
Effingham	\$1,050,000	0.1330	\$436,000	0.0550	\$102,000	0.0120	\$129,250	0.0160
Ford	\$535,680		\$326,000		\$163,000		\$209,000	
Fulton	\$1,700,000	0.3310	\$437,425	0.0760	\$314,742	0.0500	\$762,028	0.1460
Grundy								
Hamilton	\$50,000	0.0390	\$113,300	0.0890	\$56,650	0.0440	\$10,000	0.0070
Henry	\$1,043,359	0.0010	\$863,675	0.0000	\$250,168	0.0020	\$346,462	0.0000
Iroquois	\$599,101	0.1020	\$583,919	0.1000	\$291,960	0.0500	\$585,028	0.1000
Jo Daviess	\$798,555	0.0860	\$1,767,184	0.1620	\$600,000	0.0500	\$360,184	0.0470
Johnson								
Kane	\$7,312,974	0.0470	\$8,671,663	0.0330	\$410,000	0.0020	\$0	0.0000
Kendall	\$2,600,000	0.0740	\$1,500,000	0.0430	\$500,000	0.0140	\$947,000	0.0270
Knox	\$1,730,000	0.2010	\$1,697,685	0.1000	\$1,300,000	0.0500	\$1,866,000	0.1500
LaSalle	\$4,865,396	0.0010	\$2,776,894	0.0010	\$1,388,447	0.0000	\$2,090,723	0.0000
Livingston	\$985,000	0.1240	\$788,587	0.0960	\$394,416	0.0480	\$1,326,305	0.1710

# 2021 Statewide Salary & Fringe Benefits Survey

Name of County:	I.M.R.F - BUDGET	I.M.R.F - LEVY RATE	County Highway - BUDGET	County Highway - LEVY RATE	County Bridge - BUDGET	County Bridge - LEVY RATE	Mental Health - BUDGET	Mental Health - LEVY RATE
Macon	\$2,250,000	0.1330	\$1,660,000	0.0980	\$830,000	0.0490	\$2,531,000	0.1500
Macoupin	\$2,100,000	0.1300	\$1,755,950	0.0790	\$1,000,000	0.0350	\$240,000	0.0280
Madison	\$3,807,088	0.0730	\$4,292,733	0.0780	\$1,138,707	0.0260	\$3,080,215	
Marshall	\$735,000		\$279,000		\$139,000		\$48,500	
Mason	\$750,000	0.3250	\$695,420	0.0940	\$280,000	0.0420		
Menard	\$255,000		\$1,096,900		\$655,000		\$26,588	
Montgomery	\$745,237		\$436,000	0.1000	\$218,000	0.0500	\$643,000	0.1500
Ogle	\$2,510,000	0.1080	\$2,625,000	0.1000	\$2,445,000	0.0500	\$978,550	0.0590
Pike	\$506,700	0.0000	\$270,000	0.1000	\$45,000	0.0500	\$135,000	0.0500
Putnam	\$290,024	0.1620	\$177,961	0.1000	\$88,980	0.0500		
Randolph	\$1,880,468	0.0910	\$327,032	0.0390	\$28,828	0.0090		
Schuyler	\$410,000	0.2970	\$368,900	0.0980	\$350,000	0.0380	\$70,000	0.0520
Stephenson	\$1,100,000	0.1620	\$535,557	0.0790	\$155,000	0.0220	\$309,544	0.0450
Tazewell	\$2,870,741	0.0310	\$2,550,857	0.0650	\$2,180,033	0.0290	\$542,100	0.0200
Union								
Wayne	\$400,000		\$562,649		\$148,000		\$96,050	
Whiteside	\$2,000,000	0.2350	\$2,565,900	0.1000	\$1,255,000	0.0500	\$998,750	0.1120
Williamson	\$1,377,822	0.1270	\$1,118,468	0.1030	\$1,779,606	0.1640	\$407,079	0.0370
Woodford	\$630,000	0.0680	\$930,760	0.1000	\$469,600	0.0490	<b>\$258,812</b>	0.0280
<b>Average</b>	<b>\$1,419,916</b>	<b>0.1189</b>	<b>\$1,277,208</b>	<b>0.0853</b>	<b>\$600,712</b>	<b>0.0397</b>	<b>\$740,164</b>	<b>0.0942</b>

# 2021 Statewide Salary & Fringe Benefits Survey

Name of County:	Federal Highway Matching - BUDGET	Federal Highway Matching - LEVY RATE	Health - BUDGET	Health - LEVY RATE	T.B. Care - BUDGET	T.B. Care - LEVY RATE	Liability Insurance - BUDGET	Liability Insurance - LEVY RATE
Bond	\$113,000	0.0450	\$145,000	0.0580			\$493,000	0.1990
Boone		0.0100		0.0170		0.0050		0.0710
Bureau	\$339,000	0.0500	\$100,000	0.0130			\$854,000	0.1080
Carroll	\$200,000	0.0520	\$12,000	0.0030			\$170,000	0.0440
Champaign	\$111,380	0.0020	\$1,332,103	0.0290			\$3,165,370	0.0700
Christian	\$286,110	0.0460			\$69,700	0.0110		
Crawford	\$227,000	0.0490	\$2,159,147	0.0980			\$413,300	0.0760
Cumberland	\$49,500	0.0280	\$90,388	0.0510			\$76,000	0.0430
DeWitt	\$3,078,291	0.0270	\$250,302	0.0410	\$20,000	0.0000	\$6,570,636	0.0330
Edwards	\$45,000	0.0500	\$0		\$67,455	0.0750	\$130,000	0.1540
Effingham	\$147,000	0.0180	\$190,000	0.0240			\$470,000	0.0590
Ford	\$163,000		\$220,000				\$250,000	
Fulton	\$314,742	0.0500	\$392,957	0.0680	\$86,000	0.0160	\$725,000	0.1410
Grundy								
Hamilton	\$56,650	0.0440	\$36,000	0.0280			\$100,000	0.0780
Henry	\$230,313	0.0000	\$250,168	0.0000			\$1,516,892	0.0010
Iroquois	\$291,959	0.0500	\$316,017	0.0540	\$0		\$132,608	0.0220
Jo Daviess	\$710,000	0.0490	\$960,694	0.0460			\$430,786	0.0430
Johnson								
Kane	\$67,270	0.0000	\$6,093,231	0.0130	\$0	0.0000	\$4,377,826	0.0270
Kendall	\$0		\$1,454,000	0.0410	\$15,000	0.0000	\$1,305,197	0.0370
Knox	\$800,000	0.0500	\$3,547,000	0.0810			\$1,152,000	0.1360
LaSalle	\$1,388,447	0.0000	\$1,115,200	0.0000			\$4,850,401	
Livingston	\$394,416	0.0480	\$421,042	0.0510	\$27,000	0.0030	\$665,000	0.0840

# 2021 Statewide Salary & Fringe Benefits Survey

Name of County:	Federal Highway Matching - BUDGET	Federal Highway Matching - LEVY RATE	Health - BUDGET	Health - LEVY RATE	T.B. Care - BUDGET	T.B. Care - LEVY RATE	Liability Insurance - BUDGET	Liability Insurance - LEVY RATE
Macon	\$830,000	0.0490	\$1,614,000	0.0950			\$980,000	0.0580
Macoupin	\$750,000	0.0410	\$6,868,639	0.0390			\$725,000	0.0550
Madison	\$1,886,000	0.0190	\$2,941,965	0.0220			\$2,847,777	0.0410
Marshall	\$139,000		\$75,000				\$472,000	
Mason	\$300,000	0.0420	\$2,481,790	0.0850			\$0	
Menard	\$887,000				\$500		\$483,732	
Montgomery	\$218,000	0.0500	\$580,000	0.1500			\$586,040	
Ogle	\$1,319,500	0.0500	\$800,000	0.0340	\$37,800	0.0020		
Pike	\$135,000	0.0500	\$269,378	0.1000	\$10,800	0.0070	\$900,000	0.0000
Putnam	\$74,014	0.4150	\$24,665	0.0130			\$146,889	0.0820
Randolph	\$85,000	0.0290	\$123,305	0.0360			\$725,747	0.0680
Schuyler	\$110,000	0.0370			\$5,496	0.0040	\$248,000	0.1450
Stephenson	\$310,000	0.0450	\$40,722	0.0060	\$58,665	0.0080	\$600,000	0.0880
Tazewell	\$735,083	0.0240	\$2,414,615	0.0330			\$2,035,463	0.0770
Union								
Wayne	\$94,000		\$1,814,797				\$235,000	
Whiteside	\$565,000	0.0500					\$1,114,000	0.1120
Williamson			\$284,750	0.0260			\$1,610,000	
Woodford	\$454,000	0.0490	\$142,443	0.0150	\$0		\$571,500	0.0610
<b>Average</b>	<b>\$471,176</b>	<b>0.0476</b>	<b>\$1,130,323</b>	<b>0.0428</b>	<b>\$28,458</b>	<b>0.0109</b>	<b>\$1,138,626</b>	<b>0.0738</b>

# 2021 Statewide Salary & Fringe Benefits Survey

Name of County:	F.I.C.A - BUDGET	F.I.C.A - LEVY RATE	Workers Comp - BUDGET	Workers Comp - LEVY RATE	Unemployment - BUDGET	Unemployment - LEVY RATE	Bond & Interest - BUDGET	Bond & Interest - LEVY RATE
Bond	\$425,000	0.1720			\$35,000	0.0140		
Boone		0.0800						
Bureau	\$383,100	0.0520						
Carroll	\$250,000	0.0650						
Champaign	\$1,770,987	0.0390						
Christian	\$306,000	0.0500					\$148,364	0.0240
Crawford	\$353,125	0.6860	\$100,710	0.0140	\$10,575	0.0010		
Cumberland	\$71,000	0.0400	\$45,000	0.0250	\$1,000	0.0050		
DeWitt	\$334,300	0.0500			\$25,000	0.0030		
Edwards	\$96,000	0.1130	\$0		\$0		\$0	
Effingham	\$585,000	0.0740						
Ford	\$297,600		\$25,000		\$14,000			
Fulton	\$700,000	0.1360			\$100,000	0.0190		
Grundy								
Hamilton	\$48,000	0.0370	\$68,000	0.0530	\$18,000	0.0140		
Henry	\$875,588	0.0000						
Iroquois	\$399,459	0.0680	\$84,960	0.0140	\$5,080	0.0000		
Jo Daviess	\$336,482	0.0410						
Johnson								
Kane	\$4,328,277	0.0280	\$0	0.0000	\$0	0.0000	\$0	0.0000
Kendall	\$1,425,000	0.0740	\$0		\$0		\$0	
Knox	\$1,130,000	0.1180						
LaSalle	\$2,076,839							
Livingston	\$745,100	0.0910			\$15,000	0.0010		

# 2021 Statewide Salary & Fringe Benefits Survey

Name of County:	F.I.C.A - BUDGET	F.I.C.A - LEVY RATE	Workers Comp - BUDGET	Workers Comp - LEVY RATE	Unemployment - BUDGET	Unemployment - LEVY RATE	Bond & Interest - BUDGET	Bond & Interest - LEVY RATE
Macon	\$1,000,000	0.0590						
Macoupin	\$435,000	0.0560	\$0					
Madison	\$3,297,735	0.0510						
Marshall	\$200,000		\$77,700		\$100			
Mason	\$315,500	0.1390						
Menard	\$645,000		\$66,491		\$39,000		\$1,496,463	
Montgomery	\$515,000							
Ogle	\$930,000	0.0520					\$18,023,140	0.0000
Pike								
Putnam	\$120,764	0.0670	\$45,006	0.0750	\$24,096	0.0130		
Randolph	\$1,097,000	0.0740					\$525,062	0.1200
Schuyler	\$170,000	0.0950						
Stephenson	\$300,000	0.0440						
Tazewell	\$1,714,527	0.0400						
Union								
Wayne	\$240,000				\$15,000			
Whiteside	\$1,500,000	0.1450						
Williamson	\$1,948,085		\$2,103,393		\$15,450			
Woodford	\$423,000	0.0450	\$0		\$0		\$0	
<b>Average</b>	<b>\$836,539</b>	<b>0.0900</b>	<b>\$186,876</b>	<b>0.0302</b>	<b>\$17,628</b>	<b>0.0070</b>	<b>\$2,524,129</b>	<b>0.0360</b>

# **Section 2a: Salary Schedule Budgets**

# 2021 Statewide Salary & Fringe Benefits Survey

Name of County:	Public Works - FY2019-2020 (%)	Public Works - FY2020-2021 %	Administrative Non-Exempt - FY2019-2020 (%)	Administrative Non-Exempt - FY2020-2021 %	Administrative Exempt - FY2019-2020 (%)	Administrative Exempt - FY2020-2021 %	Sheriff - FY2019-2020 (%)	Sheriff - FY2020-2021 %	Union - FY2019-2020 (%)	Union - FY2020-2021 %
Bond				2.0%				1.2%		1.7%
Boone	2.0%	2.0%	2.6%	1.5%	2.6%	1.5%	2.6%	1.5%	2.6%	1.5%
Bureau										
Carroll	3.0%	3.0%	3.0%	3.0%	3.0%	3.0%	3.0%	3.0%	3.0%	3.0%
Champaign	3.1%	2.5%	3.1%	2.5%	3.1%	2.5%	2.0%	2.2%	3.3%	3.3%
Christian	2.0%	2.0%	2.0%	2.0%	2.0%	2.0%	2.0%	2.0%	2.0%	2.0%
Crawford										
Cumberland	3.0%	3.0%	2.2%	2.2%			1.0%	1.0%	3.0%	2.7%
DeWitt	2.0%	2.0%	3.0%	3.0%	3.0%	3.0%		3.0%	2.0%	2.0%
Edwards	0.0%	0.0%					0.0%	0.0%	0.0%	0.0%
Effingham	2.5%	2.5%	2.5%	2.5%	2.5%	2.5%	2.5%	2.5%	2.5%	2.5%
Ford										
Fulton	2.0%	2.3%	2.5%	3.3%	2.0%	2.0%	2.0%	2.3%	2.5%	3.3%
Grundy										
Hamilton	3.0%	3.0%	3.0%	3.0%	3.0%	3.0%	3.0%	3.0%	3.0%	3.0%
Henry				2.0%		2.0%		2.0%		2.0%
Iroquois	2.5%	2.8%	2.7%	3.1%	2.7%	3.7%	3.1%	3.3%	3.1%	2.9%
Jo Daviess	2.7%		2.7%	2.7%	2.7%	2.7%	2.7%	2.7%	2.7%	2.7%
Johnson										
Kane	2.0%	2.0%	2.0%	2.0%	2.0%	2.0%	2.0%	2.2%	2.0%	2.0%
Kendall	2.0%	2.5%	2.0%	2.5%	2.0%	2.5%	2.5%	2.5%		
Knox			2.2%	0.0%		0.0%	2.2%	0.0%	2.2%	
LaSalle	2.0%	2.5%	2.0%	2.5%	2.0%	2.5%	2.0%	2.5%	2.0%	2.5%
Livingston	2.0%	2.0%	2.0%	2.0%	2.0%	2.0%	2.2%	2.2%	2.2%	2.2%

# 2021 Statewide Salary & Fringe Benefits Survey

Name of County:	Public Works - FY2019-2020 (%)	Public Works - FY2020-2021 %	Administrative Non-Exempt - FY2019-2020 (%)	Administrative Non-Exempt - FY2020-2021 %	Administrative Exempt - FY2019-2020 (%)	Administrative Exempt - FY2020-2021 %	Sheriff - FY2019-2020 (%)	Sheriff - FY2020-2021 %	Union - FY2019-2020 (%)	Union - FY2020-2021 %
Macon							2.2%			
Macoupin	2.0%		3.0%		2.0%		3.0%		2.0%	
Madison	2.2%	0.0%	2.2%	0.0%	2.2%	0.0%	2.0%	0.0%	2.2%	0.0%
Marshall										
Mason	2.0%	2.0%	2.0%	2.0%	2.0%	2.0%	2.0%	2.0%	2.0%	2.0%
Menard	2.0%	2.0%	2.0%	2.0%	2.0%	2.0%	4.0%	4.0%	2.7%	2.7%
Montgomery										
Ogle			2.5%	3.0%	1.5%	1.5%	1.5%	1.5%	2.5%	2.7%
Pike	2.5%	2.2%			1.9%	1.9%	1.9%	1.9%		
Putnam	0.0%	2.0%	0.0%	2.0%	1.0%	1.0%	1.0%	1.0%		
Randolph			1.0%	0.0%	0.0%	0.0%	0.0%	0.0%	1.2%	0.0%
Schuyler										
Stephenson	2.5%	2.5%	2.0%	2.0%	2.0%	2.0%	4.0%	2.0%	2.5%	2.5%
Tazewell			3.0%	2.0%	3.0%	2.0%	0.0%	1.3%	1.5%	2.0%
Union	2.0%	1.0%	2.0%	2.0%	2.0%	2.0%	2.0%	2.0%	2.5%	
Wayne										
Whiteside	2.1%	2.5%	3.0%		3.0%		2.5%	2.5%		
Williamson			2.0%	2.0%	2.0%	2.0%	2.0%	2.0%	2.0%	2.0%
Woodford	3.0%	3.0%	3.0%	3.0%	3.0%	3.0%			3.0%	3.0%
<b>Average</b>	<b>2.2%</b>	<b>2.1%</b>	<b>2.3%</b>	<b>2.1%</b>	<b>2.2%</b>	<b>2.0%</b>	<b>2.1%</b>	<b>1.9%</b>	<b>2.3%</b>	<b>2.2%</b>

# **Section 2b: Salary Schedule Amounts**

---

# 2021 Statewide Salary & Fringe Benefits Survey

## Elected Official Annualized Salary Schedule

	# Counties	25th Percentile	Median	75th Percentile	Per Diem Median
Board Member	18	\$1,950	\$6,601	\$11,875	\$60
Circuit Clerk	42	\$58,975	\$67,067	\$80,389	*
Committee Chairman	7	\$600	\$1,800	\$2,000	\$60
Coroner/Medical Examiner	39	\$19,675	\$40,000	\$61,636	*
County Auditor	6	\$64,788	\$85,876	\$98,428	*
County Board Chairman	30	\$4,550	\$7,600	\$14,920	\$70
County Clerk	42	\$59,485	\$67,327	\$81,130	*
County Treasurer	41	\$57,663	\$67,346	\$80,090	*
Recorder of Deeds	9	\$52,706	\$79,696	\$86,522	*
Sheriff	42	\$70,655	\$78,014	\$95,590	*
States Attorney	41	\$138,603	\$173,745	\$178,960	*
Vice-Chairman	12	\$600	\$1,380	\$2,000	\$60

County Board Chairman	# Counties	Part-Time	Full-Time	Elected at Large
	36	69%	8%	42%

# 2021 Statewide Salary & Fringe Benefits Survey

## Administrative Exempt Annualized Salary Schedule

	# Counties	Starting Salary	25th Percentile	Median	75th Percentile
County Administrator	15	\$75,000	\$74,207	\$98,161	\$125,000
County Coordinator/Assistant County Administrator	8	\$35,562	\$47,756	\$66,705	\$92,709
Director of Animal Control	36	\$38,750	\$22,882	\$37,898	\$55,999
Director of Building & Zoning	20	\$49,901	\$37,154	\$62,019	\$82,003
Director of Court Services	14	\$59,085	\$67,340	\$80,563	\$88,825
Director of Data Processing	5	\$54,913	\$56,497	\$70,623	\$98,760
Director of Health Department	5	\$73,125	\$79,321	\$96,673	\$118,976
Director of Nursing Home	6	\$88,517	\$71,367	\$82,250	\$99,375
Director of Parks and Recreation	1	*	*	*	*
Director of Public Transportation	2	*	*	*	*
Director of Purchasing	4	*	*	*	*
Economic Development Director	4	*	*	*	*
Emergency Management Agency Coordinator/Director	34	\$35,313	\$15,209	\$38,004	\$61,181
First Assistant State's Attorney	31	\$60,328	\$69,598	\$80,000	\$93,123
Highway Engineer	40	\$91,832	\$105,540	\$113,998	\$120,566
Human Resources Director	10	\$61,891	\$53,174	\$63,085	\$87,940
Information Technology Director	16	\$55,000	\$58,028	\$80,475	\$95,639
Maintenance Director	19	\$51,066	\$47,881	\$56,909	\$89,600
Public Defender	42	\$157,790	\$65,563	\$156,371	\$161,064
Second Assistant State's Attorney	15	\$48,000	\$53,713	\$66,456	\$93,000
Supervisor of Assessments	43	\$52,946	\$56,100	\$63,901	\$75,288

\* insufficient data

Note: Due to differences in sample size/# of participants, the Starting Salary and Percentiles will vary

# 2021 Statewide Salary & Fringe Benefits Survey

## Administrative Nonexempt Annualized Salary Schedule

	# Counties	Minimum Salary	25th Percentile	Median	75th Percentile
Accounting Clerk	11	\$31,499	\$25,480	\$33,218	\$35,882
Administrative Assistant	19	\$29,894	\$33,301	\$36,688	\$47,155
Chief Deputy Circuit Clerk	35	\$29,947	\$32,760	\$39,268	\$50,960
Chief Deputy County Clerk	35	\$27,737	\$33,613	\$36,990	\$50,771
Chief Deputy Recorder	25	\$25,480	\$33,291	\$36,607	\$44,756
Chief Deputy Supervisor Assessments	32	\$25,480	\$32,621	\$37,581	\$52,210
Chief Deputy Treasurer	37	\$28,469	\$33,795	\$39,000	\$47,573
Clerk	23	\$22,913	\$24,780	\$30,940	\$34,320
Executive/Judicial Secretary	20	\$30,030	\$37,580	\$42,233	\$48,338
Facilities Services Manager	7	*	\$41,860	\$58,510	\$78,686
GIS Coordinator	20	\$44,003	\$44,453	\$51,306	\$62,167
IT Support/IT Assistant	13	\$34,749	\$42,138	\$45,633	\$54,424
Legal Secretary	28	\$25,000	\$28,782	\$35,302	\$41,958
Probation Officer	21	\$35,425	\$37,466	\$43,934	\$55,091
Tax Extension Specialist	10	\$24,574	\$28,320	\$42,017	\$52,360
Victim/Witness Assistant	25	\$27,804	\$30,106	\$36,680	\$40,834
Youth Officer	7	*	\$44,285	\$46,128	\$55,780

\* insufficient data

Note: Due to differences in sample size/# of participants, the Starting Salary and Percentiles will vary

# 2021 Statewide Salary & Fringe Benefits Survey

## Administrative Nonexempt Hourly Salary Schedule

	# Counties	Minimum Salary	25th Percentile	Median	75th Percentile
Accounting Clerk	11	\$15.14	\$12.25	\$15.97	\$17.25
Administrative Assistant	19	\$14.37	\$16.01	\$17.64	\$22.67
Chief Deputy Circuit Clerk	35	\$14.40	\$15.75	\$18.88	\$24.50
Chief Deputy County Clerk	35	\$13.33	\$16.16	\$17.78	\$24.41
Chief Deputy Recorder	25	\$12.25	\$16.01	\$17.60	\$21.52
Chief Deputy Supervisor Assessments	32	\$12.25	\$15.68	\$18.07	\$25.10
Chief Deputy Treasurer	37	\$13.69	\$16.25	\$18.75	\$22.87
Clerk	23	\$11.02	\$11.91	\$14.88	\$16.50
Executive/Judicial Secretary	20	\$14.44	\$18.07	\$20.30	\$23.24
Facilities Services Manager	7	*	\$20.13	\$28.13	\$37.83
GIS Coordinator	20	\$21.16	\$21.37	\$24.67	\$29.89
IT Support/IT Assistant	13	\$16.71	\$20.26	\$21.94	\$26.17
Legal Secretary	28	\$12.02	\$13.84	\$16.97	\$20.17
Probation Officer	21	\$17.03	\$18.01	\$21.12	\$26.49
Tax Extension Specialist	10	\$11.81	\$13.62	\$20.20	\$25.17
Victim/Witness Assistant	25	\$13.37	\$14.47	\$17.63	\$19.63
Youth Officer	7	*	\$21.29	\$22.18	\$26.82

\* insufficient data

Note: Due to variance in sample size, the minimum and maximum vary statistically

Note: Estimated annual pay divided by 2080 hours

# 2021 Statewide Salary & Fringe Benefits Survey

## Public Works Annualized Salary Schedule

	# Counties	Minimum Salary	25th Percentile	Median	75th Percentile
Building Inspector	7	*	\$47,861	\$57,691	\$64,708
Civil Engineer	11	*	\$65,586	\$72,800	\$83,766
Custodian/Housekeeper	24	\$24,960	\$28,440	\$34,019	\$40,165
Engineering Technician III	13	\$54,080	\$53,518	\$64,480	\$72,742
Equipment Operator	4	*	*	*	*
Highway Foreman	32	\$49,895	\$50,825	\$58,926	\$67,752
Highway Maintenance	25	\$37,440	\$42,731	\$50,502	\$60,031
Labor Foreman	2	*	*	*	*
Laborer	7	*	\$34,132	\$55,577	\$58,281
Maintenance Mechanic	8	*	\$41,072	\$48,221	\$58,250
Maintenance Worker I	10	*	\$36,316	\$41,229	\$50,773
Maintainer II	3	*	*	*	*
Mechanic	9	\$52,000	\$52,614	\$62,400	\$65,349
Nurse RN	21	\$39,947	\$41,844	\$49,358	\$56,175
Operator II	0	*	*	*	*
Sanitarian	12	*	\$40,689	\$47,245	\$53,044

\* insufficient data

Note: Due to differences in sample size/# of participants, the Starting Salary and Percentiles will vary

# 2021 Statewide Salary & Fringe Benefits Survey

## Public Works Hourly Salary Schedule

	# Counties	Starting Wage	25th Percentile	Median	75th Percentile
Building Inspector	7	*	\$23.01	\$27.74	\$31.11
Civil Engineer	11	*	\$31.53	\$35.00	\$40.27
Custodian/Housekeeper	24	\$12.00	\$13.67	\$16.36	\$19.31
Engineering Technician III	13	\$26.00	\$25.73	\$31.00	\$34.97
Equipment Operator	4	*	*	*	*
Highway Foreman	32	\$23.99	\$24.43	\$28.33	\$32.57
Highway Maintenance	25	\$18.00	\$20.54	\$24.28	\$28.86
Labor Foreman	2	*	*	*	*
Laborer	7	*	\$16.41	\$26.72	\$28.02
Maintenance Mechanic	8	*	\$19.75	\$23.18	\$28.00
Maintenance Worker I	10	*	\$17.46	\$19.82	\$24.41
Maintainer II	3	*	*	*	*
Mechanic	9	\$25.00	\$25.29	\$30.00	\$31.42
Nurse RN	21	\$19.21	\$20.12	\$23.73	\$27.01
Operator II	0	*	*	*	*
Sanitarian	12	*	\$19.56	\$22.71	\$25.50

\* insufficient data

Note: Due to differences in sample size/# of participants, the Starting Salary and Percentiles will vary

Note: Estimated annual pay divided by 2080 hours

# 2021 Statewide Salary & Fringe Benefits Survey

## Sheriff/Police Annualized Salary Schedule

	# Counties	Starting Salary	25th Percentile	Median	75th Percentile
Bailiff	23	\$36,543	\$10,868	\$33,280	\$45,760
Chief Deputy Sheriff	32	\$60,000	\$65,224	\$75,160	\$101,562
Commander	5	*	\$77,043	\$109,710	\$113,541
Control Room Operator	5	*	\$27,113	\$34,794	\$56,936
Cook	7	*	\$27,500	\$36,090	\$41,335
Correctional Officer	25	\$42,070	\$46,175	\$49,134	\$59,219
Deputy Sheriff Captain	7	*	\$55,000	\$69,638	\$84,677
Deputy Sheriff Investigator	16	\$50,918	\$62,961	\$66,678	\$75,064
Deputy Sheriff Patrol Deputy	27	\$45,212	\$51,708	\$58,240	\$62,616
Deputy Sheriff Sergeant	24	\$62,400	\$62,330	\$70,721	\$83,354
Deputy Sheriff Telecommunications Officer	16	\$36,191	\$37,708	\$50,591	\$55,489
Sheriff Lieutenant	14	\$73,341	\$69,127	\$80,408	\$93,105

\* insufficient data

Note: Due to differences in sample size/# of participants, the Starting Salary and Percentiles will vary

# 2021 Statewide Salary & Fringe Benefits Survey

## Sheriff/Police Hourly Salary Schedule

	# Counties	Starting Wage	25th Percentile	Median	75th Percentile
Bailiff	23	\$17.57	*	\$16.00	\$22.00
Chief Deputy Sheriff	32	\$28.85	\$31.36	\$36.13	\$48.83
Commander	5	*	\$37.04	\$52.75	\$54.59
Control Room Operator	5	*	\$13.04	\$16.73	\$27.37
Cook	7	*	\$13.22	\$17.35	\$19.87
Correctional Officer	25	\$20.23	\$22.20	\$23.62	\$28.47
Deputy Sheriff Captain	7	*	\$26.44	\$33.48	\$40.71
Deputy Sheriff Investigator	16	\$24.48	\$30.27	\$32.06	\$36.09
Deputy Sheriff Patrol Deputy	27	\$21.74	\$24.86	\$28.00	\$30.10
Deputy Sheriff Sergeant	24	\$30.00	\$29.97	\$34.00	\$40.07
Deputy Sheriff Telecommunications Officer	16	\$17.40	\$18.13	\$24.32	\$26.68
Sheriff Lieutenant	14	\$35.26	\$33.23	\$38.66	\$44.76

\* insufficient data

Note: Due to differences in sample size/# of participants, the Starting Salary and Percentiles will vary

Note: Estimated annual pay divided by 2080 hours

# Section 3: Fringe Benefits

---

# 2021 Statewide Salary & Fringe Benefits Survey

## Holiday Schedule

Holidays	Administrative Exempt	Administrative Non-Exempt	Public Works	Sheriff Department
New Year's Day	100%	98%	98%	90%
Martin Luther King Day	93%	90%	86%	79%
Lincoln's Birthday	74%	71%	69%	57%
President's Day	98%	95%	95%	83%
Pulaski Day	5%	2%	2%	2%
Good Friday	83%	81%	81%	79%
Memorial Day	100%	98%	98%	90%
Independence Day	100%	98%	98%	90%
Labor Day	98%	95%	95%	88%
Election Day	40%	40%	38%	31%
Columbus Day	90%	90%	88%	79%
Veteran's Day	98%	95%	95%	88%
Thanksgiving	100%	98%	98%	90%
Thanksgiving Friday	95%	90%	93%	86%
Christmas Eve	62%	62%	64%	67%
Christmas Day	100%	98%	98%	90%
New Year's Eve	26%	26%	26%	24%
Floating Holiday	5%	5%	5%	5%

# 2021 Statewide Salary & Fringe Benefits Survey

## Vacation Schedule

**Administrative Exempt Vacation Schedule**

Vacation	Initial 3	2nd Tier	3rd Tier
Less than 1 week	4%	0%	0%
1 week	37%	8%	0%
2 weeks	52%	33%	9%
3 weeks	4%	50%	35%
4 weeks	4%	4%	52%
5 weeks	0%	4%	4%
Greater than 5 weeks	0%	0%	0%
<i># of Counties</i>	27	24	23

**Public Works Vacation Schedule**

Vacation	Initial	2nd Tier	3rd Tier
Less than 1 week	0%	0%	0%
1 week	24%	5%	0%
2 weeks	76%	24%	5%
3 weeks	0%	67%	24%
4 weeks	0%	5%	67%
5 weeks	0%	0%	5%
Greater than 5 weeks	0%	0%	0%
<i># of Counties</i>	21	21	21

**Administrative Non-Exempt Vacation Schedule**

Vacation	Initial	2nd Tier	3rd Tier
Less than 1 week	3%	0%	0%
1 week	40%	7%	0%
2 weeks	57%	41%	7%
3 weeks	0%	48%	41%
4 weeks	0%	3%	48%
5 weeks	0%	0%	3%
Greater than 5 weeks	0%	0%	0%
<i># of Counties</i>	30	29	29

**Sheriff's Department Vacation Schedule**

Vacation	Initial	2nd Tier	3rd Tier
Less than 1 week	3%	0%	0%
1 week	38%	6%	0%
2 weeks	59%	42%	6%
3 weeks	0%	48%	42%
4 weeks	0%	3%	48%
5 weeks	0%	0%	3%
Greater than 5 weeks	0%	0%	0%
<i># of Counties</i>	29	31	31

# 2021 Statewide Salary & Fringe Benefits Survey

## Conversion

Status	Paid out in Full	Prorated Pay Out	Not Paid
Retirement	84%	18%	0%
Honorable Separation	83%	23%	0%
Discharge/Termination	75%	19%	8%

Note: Can have multiple methods

## Sick Leave/Basis for Using Sick Leave

	Administrative Exempt	Administrative Non-Exempt	Public Works	Sheriff
Average Days per Year	11	13	13	13
Maximum Days Accumulated	62	64	66	67
<i>Personal Illness</i>	100%	100%	100%	100%
Family Death	46%	42%	34%	41%
<i>Funeral Relative</i>	38%	39%	34%	38%
Job Injury	42%	39%	38%	38%
<i># of Counties</i>	26	31	29	32

# 2021 Statewide Salary & Fringe Benefits Survey

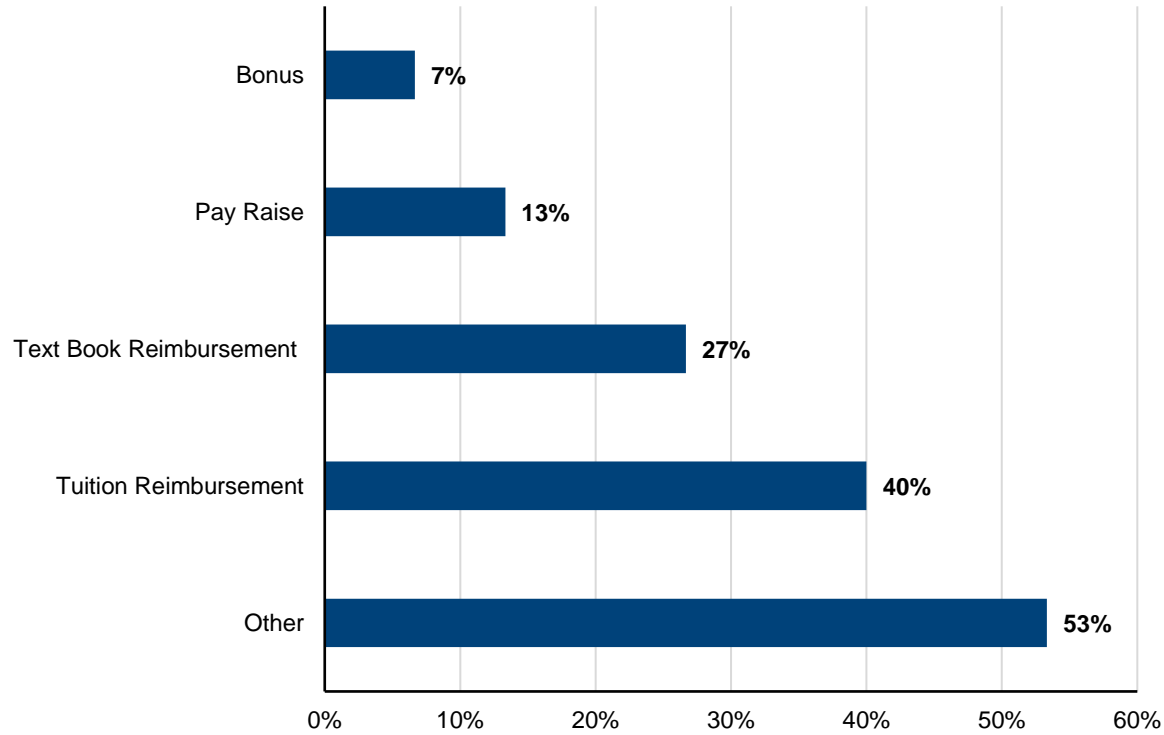
## Rate of Pay Multiplier Currently Utilized

	Administrative Exempt	Administrative Non-Exempt	Public Works	Sheriff
<b>Over 8 Hours</b>				
1.5	30%	18%	44%	44%
2	0%	0%	0%	0%
2.5	0%	0%	0%	0%
<b>Over 40 Hours</b>				
1.5	70%	100%	78%	44%
2	0%	0%	4%	0%
2.5	0%	0%	0%	0%
<i>Cash Method</i>	*	93%	83%	84%
<i>Comp Method</i>	*	100%	92%	84%
<i>Max Comp Accrual</i>	*	57	49	62

\* insufficient data

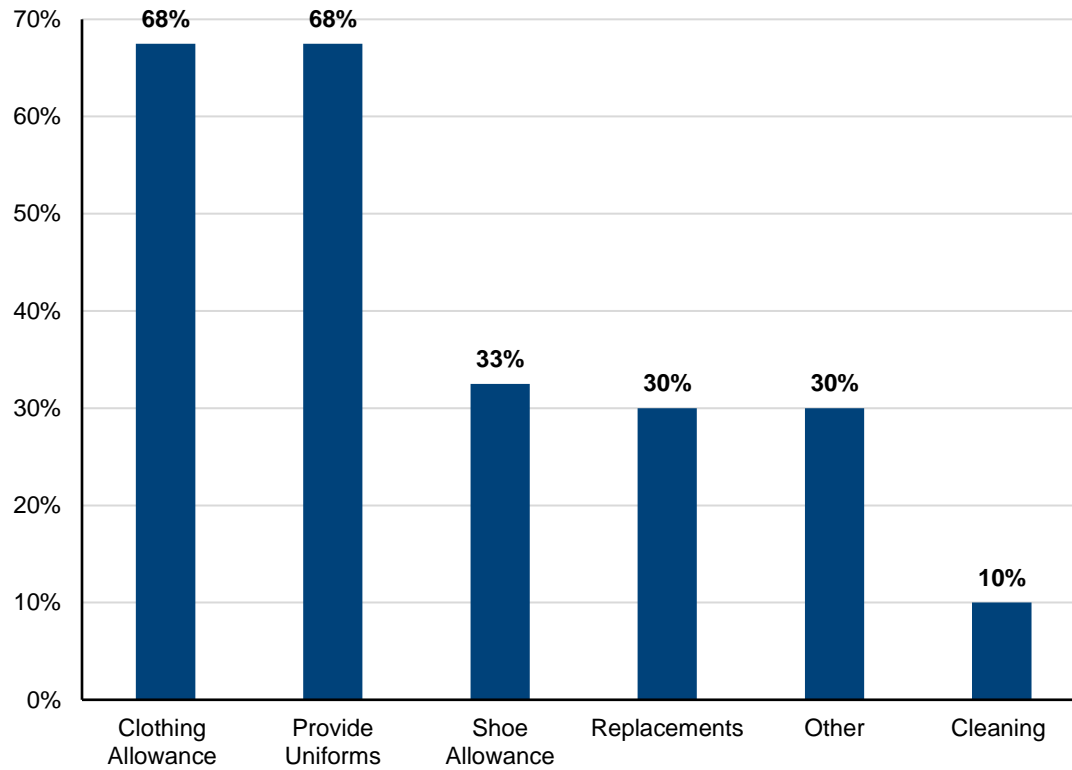
# 2021 Statewide Salary & Fringe Benefits Survey

## Education Benefits



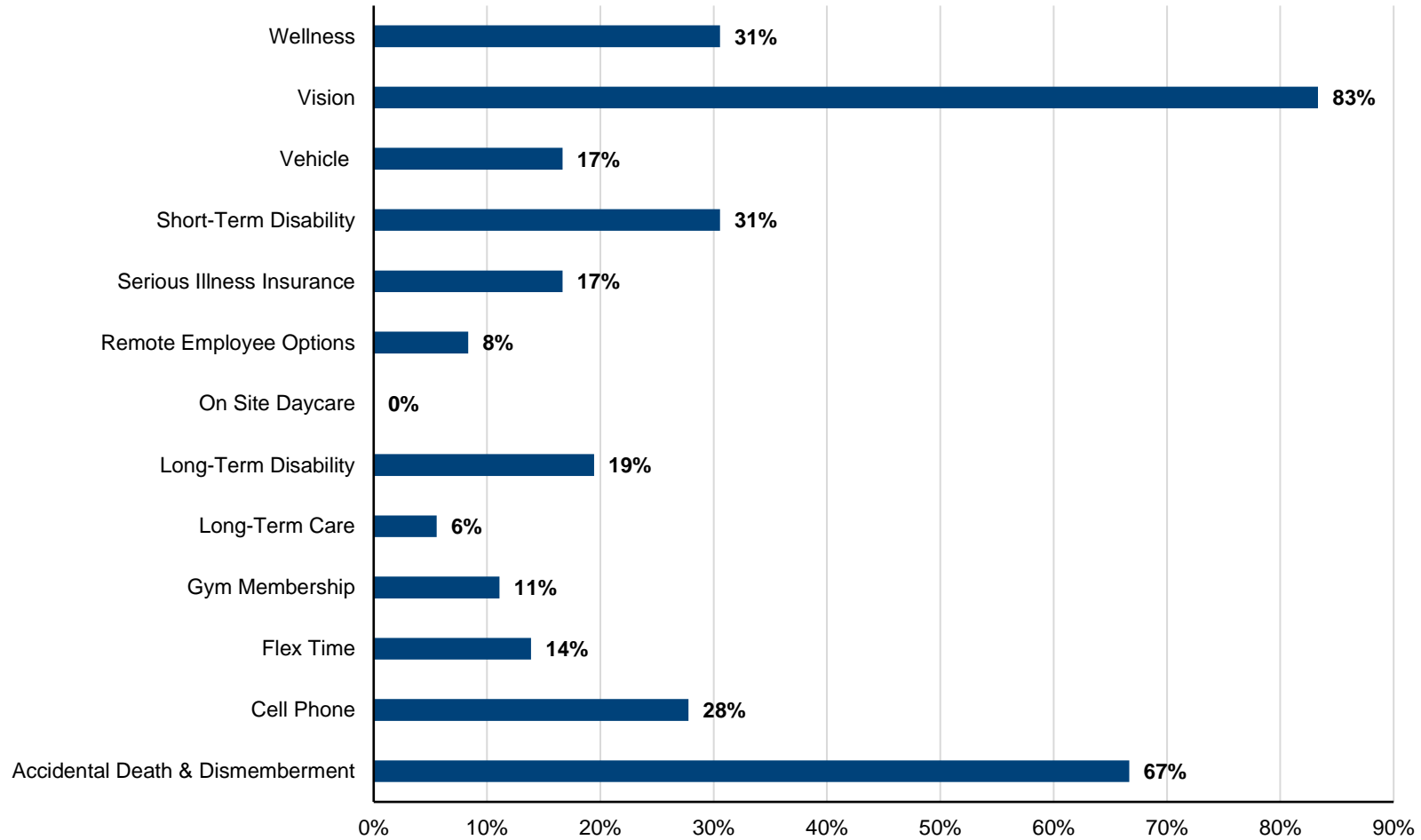
# 2021 Statewide Salary & Fringe Benefits Survey

## Clothing Benefits



# 2021 Statewide Salary & Fringe Benefits Survey

## Other Benefits



# Section 4: Insurance

# 2021 Statewide Salary & Fringe Benefits Survey

## Life Insurance

	% Paid by County	Value of Coverage
Average	83%	\$19,545
Median	<b>100%</b>	<b>\$15,000</b>
# of Counties	36	33
Carrier		
Dearborn National/Fort Dearborn		8
Standard Life		4
Blue Cross Blue Shield		3
Principal Life		3
NCPERS		2
SunLife		2
Mutual of Omaha		2
Kansas City Life		1
Lincoln Financial Group		1
MetLife		1
Guardian		1
Unum		1
United Health Care		1
Symetra		1
Prudential		1

# 2021 Statewide Salary & Fringe Benefits Survey

## Dental Insurance

	Single Employer Costs	Single Employee Costs	Family Employer Costs	Family Employee Costs
Average	\$15	\$16	\$16	\$75
Median	\$4	\$13	\$0	\$79
Plan Type		Plan Type		
PPO	81%	79%		
HMO	19%	21%		
HDHP	0%	0%		
Insured		Insured		
Fully-Insured	70%	82%		
Self-Insured	30%	18%		
# of Counties	27	26		

### Single

Carrier	
Blue Cross Blue Shield	7
Delta Dental	7
Cigna	2
United Healthcare	2
IPMG	2
Principal	2
MetLink	1
MetLife	1
Guardian	1
Included with Medical	1

### Family

Carrier	
Blue Cross Blue Shield	7
Delta Dental	6
Cigna	2
United Healthcare	2
Principal	2
IPMG	1
MetLink	1
MetLife	1
Included with Medical	1

# 2021 Statewide Salary & Fringe Benefits Survey

## Health Insurance

	Single Employer Costs	Single Employee Costs	Family Employer Costs	Family Employee Costs
Average	\$669	\$123	\$1,084	\$911
Median	<b>\$674</b>	<b>\$113</b>	<b>\$862</b>	<b>\$850</b>
Plan Type		Plan Type		
PPO	77%		81%	
HMO	19%		15%	
HDHP	3%		4%	
Insured		Insured		
Fully-Insured	57%		60%	
Self-Insured	43%		40%	
# of Counties	37		32	

### Single

Carrier	
Blue Cross Blue Shield	12
Hope Trust	6
Health Alliance	4
United Healthcare	4
Healthlink	2
Medical Associates	1
Trustmark	1
IPMG	1
IPBC	1
Cigna	1
CMS	1

### Family

Carrier	
Blue Cross Blue Shield	11
Hope Trust	5
Health Alliance	4
United Healthcare	2
Healthlink	1
Medical Associates	1
Trustmark	1
IPMG	1
IPBC	1
Cigna	1
CMS	1

# 2021 Statewide Salary & Fringe Benefits Survey

## Health Insurance Amounts

Name of County:	Single: - Employer Cost (\$)	Single: - Employee Cost (\$)	Single: - Plan Type	Single: - Insured	Family: - Employer Cost (\$)	Family: - Employee Cost (\$)	Family: - Plan Type	Family: - Insured
Bond	\$674	\$40	HDHP	Fully-Insured	\$674	\$1,030	HDHP	Fully-Insured
Boone	\$745	\$182	PPO		\$2,430	\$384	PPO	
Bureau	\$549	\$247	PPO	Fully-Insured	\$549	\$2,342	PPO	Fully-Insured
Carroll	\$599	\$65	PPO	Fully-Insured				
Champaign	\$722	\$117	PPO	Fully-Insured	\$792	\$1,022	PPO	Fully-Insured
Christian	\$670	\$78	PPO	Fully-Insured	\$0	\$1,840	PPO	Fully-Insured
Crawford	\$673			Fully-Insured	\$673	\$931		Fully-Insured
Cumberland	\$594	\$198			\$594	\$1,298		
DeWitt	\$480	\$58	PPO	Fully-Insured	\$0	\$960	PPO	Fully-Insured
Edwards								
Effingham	\$615	\$11	PPO	Fully-Insured	\$615	\$1,250	PPO	Fully-Insured
Ford	\$762	\$84	HMO		\$0	\$1,919	HMO	
Fulton	\$222	\$95	PPO	Fully-Insured	\$553	\$237	PPO	Fully-Insured
Grundy								
Hamilton	\$849	\$0	PPO	Self-Insured				
Henry				Self-Insured				
Iroquois	\$421	\$140	PPO		\$888	\$888	PPO	
Jo Daviess	\$704	\$176	HMO	Fully-Insured	\$1,279	\$875	HMO	Fully-Insured
Johnson								
Kane	\$773	\$239	PPO	Self-Insured	\$2,270	\$650	PPO	Self-Insured
Kendall	\$553	\$61	HMO	Fully-Insured	\$1,046	\$492	HMO	Fully-Insured
Knox	\$760	\$70	PPO	Self-Insured	\$1,210	\$389	PPO	Self-Insured
LaSalle	\$696	\$174	PPO	Self-Insured	\$2,193	\$548	PPO	Self-Insured

# 2021 Statewide Salary & Fringe Benefits Survey

Name of County:	Single: - Employer Cost (\$)	Single: - Employee Cost (\$)	Single: - Plan Type	Single: - Insured	Family: - Employer Cost (\$)	Family: - Employee Cost (\$)	Family: - Plan Type	Family: - Insured
Livingston	\$578	\$144	PPO	Fully-Insured	\$578	\$1,107	PPO	Fully-Insured
Macon	\$586	\$195	PPO	Fully-Insured				
Macoupin								
Madison	\$649	\$0	PPO	Self-Insured	\$1,311	\$442	PPO	Self-Insured
Marshall	\$571	\$44	PPO					
Mason				Self-Insured				Self-Insured
Menard	\$593	\$254			\$593	\$1,433		
Montgomery	\$426	\$73	PPO	Fully-Insured	\$836	\$609	PPO	Fully-Insured
Ogle	\$795	\$298	PPO	Self-Insured	\$2,025	\$708	PPO	Self-Insured
Pike	\$560	\$196			\$1,398	\$825		
Putnam	\$910	\$228	HMO	Fully-Insured	\$2,258	\$564	PPO	Fully-Insured
Randolph	\$783	\$25	PPO		\$0	\$1,267	PPO	
Schuyler	\$676	\$213	HMO	Self-Insured				
Stephenson	\$635	\$139	PPO	Fully-Insured	\$1,843	\$404	PPO	Fully-Insured
Tazewell	\$875	\$178	PPO	Self-Insured	\$1,490	\$621	PPO	Self-Insured
Union	\$799	\$70	PPO	Self-Insured	\$799	\$1,279	PPO	Self-Insured
Wayne	\$714	\$0			\$714	\$990		
Whiteside	\$783	\$138	PPO	Self-Insured	\$1,595	\$684	PPO	Self-Insured
Williamson	\$1,043	\$109	HMO	Fully-Insured	\$2,231	\$630	HMO	Fully-Insured
Woodford	\$720	\$80		Self-Insured	\$1,261	\$542		Self-Insured

# 2021 Statewide Salary & Fringe Benefits Survey

## Dental Insurance Amounts

Name of County:	Single: - Employer Cost (\$)	Single: - Employee Cost (\$)	Single: - Plan Type	Single: - Insured	Family: - Employer Cost (\$)	Family: - Employee Cost (\$)	Family: - Plan Type	Family: - Insured
Bond	\$26	\$0		Fully-Insured	\$26	\$68		Fully-Insured
Boone	\$4	\$35	PPO	Self-Insured	\$51	\$56	PPO	Self-Insured
Bureau	\$0	\$21	PPO	Fully-Insured	\$0	\$87	PPO	Fully-Insured
Carroll								
Champaign	\$0	\$17	PPO	Fully-Insured	\$0	\$115	PPO	Fully-Insured
Christian	\$24	\$0	HMO	Fully-Insured	\$0	\$65	HMO	Fully-Insured
Crawford	\$0	\$34		Fully-Insured	\$0	\$117		Fully-Insured
Cumberland								
DeWitt	\$0	\$14		Fully-Insured	\$0	\$58		Fully-Insured
Edwards								
Effingham	\$0	\$30	PPO	Fully-Insured	\$0	\$121	PPO	Fully-Insured
Ford	\$26	\$3	HMO		\$0	\$75	HMO	
Fulton	\$6	\$2			\$18	\$7		
Grundy								
Hamilton	\$83	\$0	PPO	Self-Insured				
Henry								
Iroquois	\$0	\$30			\$0	\$89		
Jo Daviess	\$0	\$38	PPO	Fully-Insured	\$0	\$109	PPO	Fully-Insured
Johnson								
Kane	\$21	\$13	PPO	Fully-Insured	\$55	\$35	PPO	Fully-Insured
Kendall	\$39	\$0	PPO	Fully-Insured	\$72	\$32	PPO	Fully-Insured
Knox	\$0	\$29	PPO	Fully-Insured	\$0	\$103	PPO	Fully-Insured
LaSalle	\$0	\$33	PPO	Self-Insured	\$0	\$115	PPO	Self-Insured

# 2021 Statewide Salary & Fringe Benefits Survey

Name of County:	Single: - Employer Cost (\$)	Single: - Employee Cost (\$)	Single: - Plan Type	Single: - Insured	Family: - Employer Cost (\$)	Family: - Employee Cost (\$)	Family: - Plan Type	Family: - Insured
Livingston	\$21	\$5	PPO	Fully-Insured	\$21	\$82	PPO	Fully-Insured
Macon	\$0	\$29		Fully-Insured	\$0	\$91		Fully-Insured
Macoupin								
Madison	\$0	\$12	PPO	Fully-Insured	\$0	\$84	PPO	Fully-Insured
Marshall			PPO					
Mason								
Menard								
Montgomery								
Ogle								
Pike	\$25	\$17			\$25	\$70		
Putnam								
Randolph	\$35	\$0			\$0	\$104		
Schuyler	\$0	\$57	HMO		\$0	\$143	HMO	
Stephenson			PPO	Fully-Insured			PPO	Fully-Insured
Tazewell	\$32	\$0	PPO	Self-Insured	\$51	\$66	PPO	Fully-Insured
Union	\$19	\$0	PPO	Self-Insured	\$19	\$20	PPO	Fully-Insured
Wayne								
Whiteside	\$0	\$0	PPO	Self-Insured	\$0	\$0	PPO	Self-Insured
Williamson			HMO	Fully-Insured			HMO	Fully-Insured
Woodford	\$42	\$4		Self-Insured	\$69	\$26		Self-Insured

# Appendix A: Supplemental Information

# 2021 Statewide Salary & Fringe Benefits Survey

Name of County:	Board Member - Annualized Salary	Board Member - Per Diem	Circuit Clerk - Annualized Salary	Circuit Clerk - Per Diem	Committee Chairman - Annualized Salary	Committee Chairman - Per Diem	Coroner/ Medical Examiner - Annualized Salary	Coroner/ Medical Examiner - Per Diem	County Auditor - Annualized Salary	County Auditor - Per Diem
Bond	\$6,701		\$62,799				\$18,800			
Boone		\$65	\$77,820			\$65	\$61,636			
Bureau		\$25	\$67,933			\$25	\$46,377			
Carroll		\$55	\$61,493				\$19,055			
Champaign		\$60	\$95,656			\$60	\$91,830		\$91,830	
Christian	\$1,800	\$25	\$66,641		\$1,800	\$25	\$49,540			
Crawford		\$125	\$60,667				\$21,993			
Cumberland		\$75	\$43,727				\$17,042			
DeWitt	\$1,000	\$87	\$59,300			\$87	\$21,000			
Edwards	\$8,033	\$0	\$38,567				\$15,293			
Effingham		\$70	\$67,318			\$70	\$45,000			
Ford		\$65	\$58,000			\$65	\$22,000			
Fulton		\$25	\$61,851			\$25	\$45,000			
Grundy	\$6,500		\$80,185				\$80,185			
Hamilton	\$6,000		\$43,081		\$6,000		\$16,000			
Henry		\$60								
Iroquois		\$35	\$64,750			\$35	\$42,371			\$35
Jo Daviess		\$70	\$69,874		\$600	\$70	\$19,675			
Johnson	\$11,000		\$49,277				\$12,250			
Kane	\$25,000		\$90,655				\$88,214		\$88,214	
Kendall	\$17,500	\$0	\$91,554				\$67,974	\$0		
Knox		\$35	\$81,521				\$37,260			
LaSalle		\$60	\$67,995			\$60	\$67,995		\$67,995	
Livingston		\$45	\$70,800			\$45	\$56,000			

# 2021 Statewide Salary & Fringe Benefits Survey

Name of County:	Board Member - Annualized Salary	Board Member - Per Diem	Circuit Clerk - Annualized Salary	Circuit Clerk - Per Diem	Committee Chairman - Annualized Salary	Committee Chairman - Per Diem	Coroner/ Medical Examiner - Annualized Salary	Coroner/ Medical Examiner - Per Diem	County Auditor - Annualized Salary	County Auditor - Per Diem
Macon	\$2,000		\$83,537				\$83,537		\$83,537	
Macoupin		\$237	\$67,697				\$40,000			
Madison	\$14,498		\$116,730				\$116,730		\$118,222	
Marshall			\$55,641				\$22,603			
Mason		\$60	\$71,880			\$60	\$24,500			
Menard	\$8,000		\$62,338							
Montgomery		\$60	\$66,816			\$60	\$31,146			
Ogle	\$1,800	\$50	\$84,871		\$1,800	\$50	\$71,048			
Pike	\$600	\$50	\$54,216		\$600	\$50	\$19,491			
Putnam		\$30	\$50,348					\$200		
Randolph	\$40,000		\$70,000				\$61,000			
Schuyler			\$44,684							
Stephenson		\$80	\$62,000		\$2,000	\$80	\$39,000			
Tazewell	\$2,400	\$60	\$96,777				\$79,092		\$55,168	
Union	\$8,490		\$63,672				\$14,000			
Wayne	\$2,000		\$51,579		\$2,000		\$16,580			
Whiteside		\$60	\$81,000			\$60	\$51,000			
Williamson			\$86,253				\$44,718			
Woodford		\$50	\$67,346			\$75	\$29,793			

# 2021 Statewide Salary & Fringe Benefits Survey

Name of County:	County Board Chairman - Annualized Salary	County Board Chairman - Per Diem	County Clerk - Annualized Salary	County Clerk - Per Diem	County Treasurer - Annualized Salary	County Treasurer - Per Diem	Recorder of Deeds - Annualized Salary	Recorder of Deeds - Per Diem	Sheriff - Annualized Salary	Sheriff - Per Diem
Bond	\$8,219		\$62,799		\$62,799				\$66,500	
Boone	\$12,000	\$65	\$88,716		\$79,180				\$117,216	
Bureau	\$8,000		\$67,933		\$67,933				\$79,700	
Carroll	\$2,500		\$61,493		\$61,493				\$72,071	
Champaign	\$12,000	\$60	\$95,656		\$95,656		\$91,830		\$119,614	
Christian	\$16,000		\$66,641		\$66,641				\$77,064	
Crawford		\$275	\$60,667		\$60,667				\$72,672	
Cumberland	\$500	\$75	\$43,727		\$43,727				\$56,864	
DeWitt	\$5,000	\$87	\$65,000		\$65,000				\$78,000	
Edwards			\$38,567		\$38,567				\$52,895	
Effingham		\$85	\$67,318		\$67,318				\$77,000	
Ford	\$625	\$65	\$58,000		\$58,000				\$71,000	
Fulton		\$30	\$80,252		\$67,369				\$94,944	
Grundy			\$79,696				\$79,696		\$108,897	
Hamilton	\$7,000		\$43,081		\$43,081				\$58,852	
Henry										
Iroquois	\$4,800		\$64,750		\$64,000				\$77,500	
Jo Daviess	\$3,800	\$70	\$69,874		\$69,874				\$84,265	
Johnson			\$52,025		\$45,904				\$48,454	
Kane	\$105,328		\$100,000		\$100,000		\$89,507		\$124,750	
Kendall	\$21,700		\$102,934		\$102,934				\$128,604	
Knox	\$6,000		\$81,521		\$81,521		\$53,833		\$95,500	
LaSalle	\$67,995		\$69,015		\$69,015		\$67,995		\$83,918	
Livingston		\$80	\$70,800		\$70,800				\$86,000	

# 2021 Statewide Salary & Fringe Benefits Survey

Name of County:	County Board Chairman - Annualized Salary	County Board Chairman - Per Diem	County Clerk - Annualized Salary	County Clerk - Per Diem	County Treasurer - Annualized Salary	County Treasurer - Per Diem	Recorder of Deeds - Annualized Salary	Recorder of Deeds - Per Diem	Sheriff - Annualized Salary	Sheriff - Per Diem
Macon	\$14,560		\$87,956		\$87,956		\$83,537		\$113,000	
Macoupin	\$7,200		\$67,697		\$67,697				\$77,064	
Madison	\$109,411		\$110,111		\$110,111				\$114,115	
Marshall	\$5,000		\$55,641		\$55,641				\$70,700	
Mason		\$70	\$71,880		\$71,880				\$84,930	
Menard	\$8,000		\$59,980		\$67,980				\$72,098	
Montgomery	\$6,000	\$60	\$67,336		\$67,336				\$78,027	
Ogle	\$4,800	\$50	\$84,871		\$84,871				\$95,859	
Pike	\$2,400	\$50	\$54,216		\$54,216				\$64,150	
Putnam			\$50,852		\$50,852				\$70,521	
Randolph	\$43,600		\$66,000		\$70,000				\$84,000	
Schuyler			\$51,138		\$51,138				\$57,928	
Stephenson	\$8,000	\$80	\$60,570		\$57,325				\$74,631	
Tazewell	\$29,220		\$83,707		\$82,157				\$113,000	
Union	\$8,490		\$63,672		\$63,672				\$67,560	
Wayne	\$2,000		\$51,579		\$51,579		\$51,579		\$64,800	
Whiteside	\$3,000	\$60	\$81,000		\$81,000		\$81,000		\$105,000	
Williamson			\$86,253		\$86,253				\$86,253	
Woodford		\$75	\$67,346		\$67,346		\$31,779		\$83,214	

# 2021 Statewide Salary & Fringe Benefits Survey

Name of County:	States Attorney - Annualized Salary	States Attorney – Per Diem	Vice-Chairman - Annualized Salary	Vice-Chairman – Per Diem
Bond	\$138,603			
Boone	\$178,960			\$65
Bureau	\$178,960			\$25
Carroll	\$138,603			
Champaign	\$178,960			\$60
Christian	\$178,961		\$1,800	\$25
Crawford	\$138,603			\$125
Cumberland	\$138,603			
DeWitt	\$141,002			
Edwards	\$138,603			
Effingham	\$178,960			\$70
Ford	\$138,603			\$65
Fulton	\$178,960			
Grundy	\$178,960			
Hamilton	\$138,603		\$6,000	
Henry				
Iroquois	\$135,564		\$960	\$35
Jo Daviess	\$138,603		\$600	\$70
Johnson	\$138,603			
Kane	\$178,960			
Kendall	\$178,870			
Knox	\$176,321			
LaSalle	\$178,960			\$60
Livingston	\$178,960			\$45

# 2021 Statewide Salary & Fringe Benefits Survey

Name of County:	States Attorney - Annualized Salary	States Attorney – Per Diem	Vice-Chairman - Annualized Salary	Vice-Chairman – Per Diem
Macon	\$173,745		\$2,000	
Macoupin	\$178,960			
Madison	\$178,960			
Marshall	\$138,603		\$3,000	
Mason	\$138,603			\$60
Menard	\$138,603			
Montgomery	\$178,960			\$60
Ogle	\$178,960		\$1,800	\$50
Pike			\$600	\$50
Putnam	\$138,604			
Randolph	\$188,000			
Schuyler	\$138,603			
Stephenson	\$178,960		\$600	\$80
Tazewell	\$173,745			
Union	\$138,603		\$326	
Wayne	\$138,603		\$2,000	
Whiteside	\$178,960		\$600	\$60
Williamson	\$173,745			
Woodford	\$173,745			\$75

# 2021 Statewide Salary & Fringe Benefits Survey

Name of County:	County Administrator - Current Salary	County Administrator - Starting Salary	County Administrator - Maximum Salary	County Administrator - Status	County Administrator - Merit Increase	County Administrator - Longevity Increase	County Administrator - COLA
Bond					-	-	-
Boone	\$127,500			Exempt	-	-	-
Bureau	\$74,207			Exempt	-	-	-
Carroll	\$91,775				X	-	-
Champaign	\$117,269	\$117,269	\$117,269	Exempt	-	-	-
Christian					-	-	-
Crawford					-	-	-
Cumberland					-	-	-
DeWitt	\$71,080			Exempt	X	-	-
Edwards					-	-	-
Effingham					-	-	-
Ford					-	-	-
Fulton					-	-	-
Grundy	\$98,161				-	-	-
Hamilton					-	-	-
Henry	\$80,000	\$72,500			X	-	-
Iroquois					-	-	-
Jo Daviess	\$98,787	\$72,667		Exempt	X	-	-
Johnson					-	-	-
Kane					-	-	-
Kendall	\$138,502			Exempt	X	-	-
Knox					-	-	-
LaSalle					-	-	-
Livingston					-	-	-

# 2021 Statewide Salary & Fringe Benefits Survey

Name of County:	County Administrator - Current Salary	County Administrator - Starting Salary	County Administrator - Maximum Salary	County Administrator - Status	County Administrator - Merit Increase	County Administrator - Longevity Increase	County Administrator - COLA
Macon					-	-	-
Macoupin					-	-	-
Madison	\$125,000	\$93,939	\$135,955	Exempt	X	-	X
Marshall					-	-	-
Mason	\$39,845				-	-	X
Menard					-	-	-
Montgomery					-	-	-
Ogle					-	-	-
Pike					-	-	-
Putnam					-	-	-
Randolph					-	-	-
Schuyler					-	-	-
Stephenson	\$76,500	\$75,000		Exempt	X	X	-
Tazewell	\$137,387	\$120,000		Exempt	X	-	X
Union	\$64,945			Exempt	X	-	-
Wayne					-	-	-
Whiteside	\$106,320	\$69,827	\$122,197	Exempt	-	-	X
Williamson					-	-	-
Woodford					-	-	-

# 2021 Statewide Salary & Fringe Benefits Survey

Name of County:	County Coordinator/ Assistant County Administrator - Current Salary	County Coordinator/ Assistant County Administrator - Starting Salary	County Coordinator/ Assistant County Administrator - Maximum Salary	County Coordinator/ Assistant County Administrator - Status	County Coordinator/ Assistant County Administrator - Merit Increase	County Coordinator/ Assistant County Administrator - Longevity Increase	County Coordinator/ Assistant County Administrator - COLA
Bond					-	-	-
Boone	\$72,897			Exempt	-	-	-
Bureau					-	-	-
Carroll					-	-	-
Champaign	\$99,313	\$74,158	\$111,247	Exempt	-	-	-
Christian	\$44,256	\$35,562		Exempt	-	-	-
Crawford					-	-	-
Cumberland					-	-	-
DeWitt					-	-	-
Edwards					-	-	-
Effingham					-	-	-
Ford					-	-	-
Fulton					-	-	-
Grundy					-	-	-
Hamilton					-	-	-
Henry					-	-	-
Iroquois					-	-	-
Jo Daviess					-	-	-
Johnson					-	-	-
Kane					-	-	-
Kendall	\$116,302			Exempt	X	-	-
Knox					-	-	-
LaSalle					-	-	-
Livingston					-	-	-

# 2021 Statewide Salary & Fringe Benefits Survey

Name of County:	County Coordinator/ Assistant County Administrator - Current Salary	County Coordinator/ Assistant County Administrator - Starting Salary	County Coordinator/ Assistant County Administrator - Maximum Salary	County Coordinator/ Assistant County Administrator - Status	County Coordinator/ Assistant County Administrator - Merit Increase	County Coordinator/ Assistant County Administrator - Longevity Increase	County Coordinator/ Assistant County Administrator - COLA
Macon					-	-	-
Macoupin					-	-	-
Madison	\$67,662			Exempt	-	-	X
Marshall					-	-	-
Mason					-	-	-
Menard	\$65,748			Exempt	-	-	-
Montgomery	\$58,255			Non-Exempt	-	-	-
Ogle					-	-	-
Pike					-	-	-
Putnam					-	-	-
Randolph					-	-	-
Schuyler					-	-	-
Stephenson					-	-	-
Tazewell					-	-	-
Union					-	-	-
Wayne					-	-	-
Whiteside					-	-	-
Williamson					-	-	-
Woodford	\$37,507	\$35,000		Exempt	-	-	-

# 2021 Statewide Salary & Fringe Benefits Survey

Name of County:	Director of Animal Control - Current Salary	Director of Animal Control - Starting Salary	Director of Animal Control - Maximum Salary	Director of Animal Control - Status	Director of Animal Control - Merit Increase	Director of Animal Control - Longevity Increase	Director of Animal Control - COLA
Bond	\$27,266			Exempt	-	X	-
Boone	\$56,000			Exempt	-	-	-
Bureau	\$44,340			Exempt	-	-	-
Carroll	\$34,376				X	-	-
Champaign	\$80,350	\$62,192	\$93,308	Exempt	-	-	-
Christian	\$40,500	\$35,562		Exempt	-	-	-
Crawford	\$23,279			Exempt	-	-	-
Cumberland	\$17,837			Exempt	-	-	-
DeWitt	\$34,000			Exempt	X	-	-
Edwards					-	-	-
Effingham	\$39,520			Non-Exempt	-	X	X
Ford	\$5,200				-	-	-
Fulton	\$55,765			Exempt	X	X	-
Grundy	\$55,996				-	-	-
Hamilton					-	-	-
Henry	\$45,344				-	-	-
Iroquois	\$15,000				X	-	-
Jo Daviess	\$36,275			Non-Exempt	X	-	-
Johnson					-	-	-
Kane	\$81,980			Exempt	X	-	-
Kendall	\$51,223			Exempt	X	-	-
Knox	\$40,705	\$38,750		Non-Exempt	-	X	X
LaSalle	\$22,750			Exempt	-	-	X
Livingston	\$31,200	\$27,040	\$43,680	Non-Exempt	-	-	X

# 2021 Statewide Salary & Fringe Benefits Survey

Name of County:	Director of Animal Control - Current Salary	Director of Animal Control - Starting Salary	Director of Animal Control - Maximum Salary	Director of Animal Control - Status	Director of Animal Control - Merit Increase	Director of Animal Control - Longevity Increase	Director of Animal Control - COLA
Macon	\$99,390				-	-	-
Macoupin	\$45,000	\$45,000			-	-	X
Madison	\$67,662			Exempt	X	-	X
Marshall	\$7,694				-	-	-
Mason					-	-	-
Menard	\$15,999			Exempt	-	-	-
Montgomery	\$36,000			Non-Exempt	-	-	-
Ogle					-	-	-
Pike	\$35,031			Non-Exempt	-	-	X
Putnam	\$9,000			Exempt	-	-	-
Randolph	\$6,000				-	-	-
Schuyler					-	-	-
Stephenson	\$31,200	\$23,278		Exempt	-	-	X
Tazewell	\$61,330	\$54,843	\$82,214	Exempt	X	-	X
Union	\$18,000			Exempt	X	-	-
Wayne					-	-	-
Whiteside	\$68,931			Exempt	-	-	X
Williamson	\$59,514	\$35,000			-	-	-
Woodford	\$67,995	\$66,000		Exempt	-	-	-

# 2021 Statewide Salary & Fringe Benefits Survey

Name of County:	Director of Building & Zoning - Current Salary	Director of Building & Zoning - Starting Salary	Director of Building & Zoning - Maximum Salary	Director of Building & Zoning - Status	Director of Building & Zoning - Merit Increase	Director of Building & Zoning - Longevity Increase	Director of Building & Zoning - COLA
Bond					-	-	-
Boone					-	-	-
Bureau	\$44,351			Exempt	-	-	-
Carroll					-	-	-
Champaign	\$88,861	\$65,656	\$98,494	Exempt	-	-	-
Christian				Exempt	-	-	-
Crawford					-	-	-
Cumberland					-	-	-
DeWitt	\$36,400			Non-Exempt	-	-	-
Edwards					-	-	-
Effingham					-	-	-
Ford	\$12,000				-	-	-
Fulton					-	-	-
Grundy	\$85,485				-	-	-
Hamilton					-	-	-
Henry	\$61,588				-	-	-
Iroquois					-	-	-
Jo Daviess	\$53,822	\$49,789		Exempt	X	-	-
Johnson					-	-	-
Kane	\$131,525			Exempt	X	-	-
Kendall					-	-	-
Knox					-	-	-
LaSalle	\$89,700			Exempt	-	-	X
Livingston	\$71,555	\$49,901	\$89,388	Exempt	-	-	X

# 2021 Statewide Salary & Fringe Benefits Survey

Name of County:	Director of Building & Zoning - Current Salary	Director of Building & Zoning - Starting Salary	Director of Building & Zoning - Maximum Salary	Director of Building & Zoning - Status	Director of Building & Zoning - Merit Increase	Director of Building & Zoning - Longevity Increase	Director of Building & Zoning - COLA
Macon	\$62,450				-	-	-
Macoupin					-	-	-
Madison	\$107,390			Exempt	X	-	X
Marshall					-	-	-
Mason					-	-	-
Menard	\$39,416			Exempt	-	-	-
Montgomery					-	-	-
Ogle	\$66,307			Non-Exempt	-	-	X
Pike	\$32,493			Non-Exempt	-	-	X
Putnam	\$19,196			Exempt	-	-	-
Randolph	\$48,000				-	-	-
Schuyler					-	-	-
Stephenson	\$21,582		\$35,632	Exempt	-	-	X
Tazewell	\$66,663	\$66,016	\$98,916	Exempt	X	-	X
Union					-	-	-
Wayne					-	-	-
Whiteside	\$68,289	\$44,003	\$77,005	Exempt	-	-	X
Williamson					-	-	-
Woodford					-	-	-

# 2021 Statewide Salary & Fringe Benefits Survey

Name of County:	Director of Court Services - Current Salary	Director of Court Services - Starting Salary	Director of Court Services - Maximum Salary	Director of Court Services - Status	Director of Court Services - Merit Increase	Director of Court Services - Longevity Increase	Director of Court Services - COLA
Bond					-	-	-
Boone					-	-	-
Bureau					-	-	-
Carroll					-	-	-
Champaign	\$92,800	\$74,158	\$111,247	Exempt	-	-	-
Christian					-	-	-
Crawford					-	-	-
Cumberland					-	-	-
DeWitt					-	-	-
Edwards					-	-	-
Effingham					-	-	-
Ford	\$59,571				-	-	-
Fulton					-	-	-
Grundy					-	-	-
Hamilton					-	-	-
Henry	\$85,608				-	-	-
Iroquois					-	-	-
Jo Daviess					-	-	-
Johnson					-	-	-
Kane	\$126,075			Exempt	X	-	-
Kendall	\$83,072			Exempt	X	-	-
Knox					-	-	-
LaSalle	\$68,563			Exempt	-	-	X
Livingston	\$79,215	\$59,085	\$104,969	Exempt	-	-	X

# 2021 Statewide Salary & Fringe Benefits Survey

Name of County:	Director of Court Services - Current Salary	Director of Court Services - Starting Salary	Director of Court Services - Maximum Salary	Director of Court Services - Status	Director of Court Services - Merit Increase	Director of Court Services - Longevity Increase	Director of Court Services - COLA
Macon	\$87,500				-	-	-
Macoupin	\$63,672				-	-	X
Madison					-	-	-
Marshall					-	-	-
Mason					-	-	-
Menard					-	-	-
Montgomery					-	-	-
Ogle	\$74,029			Non-Exempt	-	-	X
Pike					-	-	-
Putnam					-	-	-
Randolph					-	-	-
Schuyler					-	-	-
Stephenson	\$68,760			Exempt	-	X	-
Tazewell	\$107,416	\$87,477	\$131,270	Exempt	X	-	X
Union					-	-	-
Wayne					-	-	-
Whiteside	\$81,911	\$55,431	\$97,004	Exempt	-	-	X
Williamson					-	-	-
Woodford	\$63,545	\$56,399		Exempt	-	-	-

# 2021 Statewide Salary & Fringe Benefits Survey

Name of County:	Director of Data Processing - Current Salary	Director of Data Processing - Starting Salary	Director of Data Processing - Maximum Salary	Director of Data Processing - Status	Director of Data Processing - Merit Increase	Director of Data Processing - Longevity Increase	Director of Data Processing - COLA
Bond					-	-	-
Boone					-	-	-
Bureau					-	-	-
Carroll					-	-	-
Champaign	\$118,019	\$79,102	\$118,664	Exempt	-	-	-
Christian					-	-	-
Crawford					-	-	-
Cumberland					-	-	-
DeWitt					-	-	-
Edwards					-	-	-
Effingham					-	-	-
Ford					-	-	-
Fulton					-	-	-
Grundy					-	-	-
Hamilton					-	-	-
Henry					-	-	-
Iroquois	\$47,390	\$45,000			-	-	X
Jo Daviess					-	-	-
Johnson					-	-	-
Kane					-	-	-
Kendall					-	-	-
Knox					-	-	-
LaSalle					-	-	-
Livingston					-	-	-

# 2021 Statewide Salary & Fringe Benefits Survey

Name of County:	Director of Data Processing - Current Salary	Director of Data Processing - Starting Salary	Director of Data Processing - Maximum Salary	Director of Data Processing - Status	Director of Data Processing - Merit Increase	Director of Data Processing - Longevity Increase	Director of Data Processing - COLA
Macon					-	-	-
Macoupin					-	-	-
Madison					-	-	-
Marshall					-	-	-
Mason	\$79,500				-	-	X
Menard					-	-	-
Montgomery					-	-	-
Ogle					-	-	-
Pike					-	-	-
Putnam					-	-	-
Randolph					-	-	-
Schuyler					-	-	-
Stephenson					-	-	-
Tazewell	\$65,604	\$58,500	\$73,097	Non-Exempt	X	-	X
Union					-	-	-
Wayne					-	-	-
Whiteside	\$70,623	\$51,325	\$89,818	Exempt	-	-	X
Williamson					-	-	-
Woodford					-	-	-

# 2021 Statewide Salary & Fringe Benefits Survey

Name of County:	Director of Health Department - Current Salary	Director of Health Department - Starting Salary	Director of Health Department - Maximum Salary	Director of Health Department - Status	Director of Health Department - Merit Increase	Director of Health Department - Longevity Increase	Director of Health Department - COLA
Bond	\$110,489	\$82,410		Exempt	-	X	-
Boone	\$99,027			Exempt	-	-	-
Bureau	\$89,266				-	-	-
Carroll					-	-	-
Champaign					-	-	-
Christian	\$53,000			Exempt	-	-	-
Crawford	\$83,865			Non-Exempt	-	-	-
Cumberland	\$49,622			Non-Exempt	-	-	-
DeWitt					-	-	-
Edwards					-	-	-
Effingham					-	-	-
Ford	\$61,389				-	-	-
Fulton	\$80,000				X	-	-
Grundy					-	-	-
Hamilton					-	-	-
Henry					-	-	-
Iroquois	\$79,321				X	-	-
Jo Daviess	\$71,885			Exempt	X	-	-
Johnson					-	-	-
Kane	\$151,595			Exempt	X	-	-
Kendall	\$125,000			Exempt	X	-	-
Knox	\$96,673	\$66,412	\$106,252	Exempt	X	-	-
LaSalle	\$106,912			Exempt	-	-	X
Livingston	\$93,012	\$59,085	\$104,969	Exempt	-	-	X

# 2021 Statewide Salary & Fringe Benefits Survey

Name of County:	Director of Health Department - Current Salary	Director of Health Department - Starting Salary	Director of Health Department - Maximum Salary	Director of Health Department - Status	Director of Health Department - Merit Increase	Director of Health Department - Longevity Increase	Director of Health Department - COLA
Macon	\$121,900				-	-	-
Macoupin	\$138,118				-	-	X
Madison	\$118,976			Exempt	X	-	X
Marshall					-	-	-
Mason	\$150,716				-	-	X
Menard					-	-	-
Montgomery	\$98,205				-	-	-
Ogle	\$72,828			Non-Exempt	-	-	X
Pike	\$82,758			Non-Exempt	-	-	X
Putnam					-	-	-
Randolph					-	-	-
Schuyler					-	-	-
Stephenson	\$98,054			Exempt	-	-	X
Tazewell	\$105,060	\$102,619	\$154,038	Exempt	X	-	X
Union					-	-	-
Wayne	\$71,990			Exempt	-	-	-
Whiteside	\$160,014			Exempt	-	-	X
Williamson					-	-	-
Woodford	\$85,116	\$73,125		Exempt	-	-	-

# 2021 Statewide Salary & Fringe Benefits Survey

Name of County:	Director of Nursing Home - Current Salary	Director of Nursing Home - Starting Salary	Director of Nursing Home - Maximum Salary	Director of Nursing Home - Status	Director of Nursing Home - Merit Increase	Director of Nursing Home - Longevity Increase	Director of Nursing Home - COLA
Bond					-	-	-
Boone					-	-	-
Bureau					-	-	-
Carroll					-	-	-
Champaign					-	-	-
Christian					-	-	-
Crawford					-	-	-
Cumberland					-	-	-
DeWitt					-	-	-
Edwards					-	-	-
Effingham					-	-	-
Ford					-	-	-
Fulton	\$82,000				X	-	-
Grundy	\$60,469				-	-	-
Hamilton					-	-	-
Henry	\$75,000				-	-	-
Iroquois					-	-	-
Jo Daviess					-	-	-
Johnson					-	-	-
Kane					-	-	-
Kendall					-	-	-
Knox	\$92,500	\$57,034		Exempt	X	-	-
LaSalle	\$82,500			Exempt	-	-	X
Livingston					-	-	-

# 2021 Statewide Salary & Fringe Benefits Survey

Name of County:	Director of Nursing Home - Current Salary	Director of Nursing Home - Starting Salary	Director of Nursing Home - Maximum Salary	Director of Nursing Home - Status	Director of Nursing Home - Merit Increase	Director of Nursing Home - Longevity Increase	Director of Nursing Home - COLA
Macon					-	-	-
Macoupin					-	-	-
Madison					-	-	-
Marshall					-	-	-
Mason					-	-	-
Menard					-	-	-
Montgomery					-	-	-
Ogle					-	-	-
Pike					-	-	-
Putnam					-	-	-
Randolph					-	-	-
Schuyler					-	-	-
Stephenson	\$120,000	\$120,000		Exempt	-	-	-
Tazewell					-	-	-
Union					-	-	-
Wayne					-	-	-
Whiteside					-	-	-
Williamson					-	-	-
Woodford					-	-	-

# 2021 Statewide Salary & Fringe Benefits Survey

Name of County:	Director of Parks & Recreation - Current Salary	Director of Parks & Recreation - Starting Salary	Director of Parks & Recreation - Maximum Salary	Director of Parks & Recreation - Status	Director of Parks & Recreation - Merit Increase	Director of Parks & Recreation - Longevity Increase	Director of Parks & Recreation - COLA
Bond					-	-	-
Boone					-	-	-
Bureau					-	-	-
Carroll					-	-	-
Champaign					-	-	-
Christian					-	-	-
Crawford					-	-	-
Cumberland					-	-	-
DeWitt					-	-	-
Edwards					-	-	-
Effingham					-	-	-
Ford					-	-	-
Fulton					-	-	-
Grundy					-	-	-
Hamilton					-	-	-
Henry					-	-	-
Iroquois					-	-	-
Jo Daviess					-	-	-
Johnson					-	-	-
Kane					-	-	-
Kendall					-	-	-
Knox					-	-	-
LaSalle	\$47,000			Exempt	-	-	X
Livingston					-	-	-

# 2021 Statewide Salary & Fringe Benefits Survey

Name of County:	Director of Parks & Recreation - Current Salary	Director of Parks & Recreation - Starting Salary	Director of Parks & Recreation - Maximum Salary	Director of Parks & Recreation - Status	Director of Parks & Recreation - Merit Increase	Director of Parks & Recreation - Longevity Increase	Director of Parks & Recreation - COLA
Macon					-	-	-
Macoupin					-	-	-
Madison					-	-	-
Marshall					-	-	-
Mason					-	-	-
Menard					-	-	-
Montgomery					-	-	-
Ogle					-	-	-
Pike					-	-	-
Putnam					-	-	-
Randolph					-	-	-
Schuyler					-	-	-
Stephenson					-	-	-
Tazewell					-	-	-
Union					-	-	-
Wayne					-	-	-
Whiteside					-	-	-
Williamson					-	-	-
Woodford					-	-	-

# 2021 Statewide Salary & Fringe Benefits Survey

Name of County:	Director of Public Transportation - Current Salary	Director of Public Transportation - Starting Salary	Director of Public Transportation - Maximum Salary	Director of Public Transportation - Status	Director of Public Transportation - Merit Increase	Director of Public Transportation - Longevity Increase	Director of Public Transportation - COLA
Bond					-	-	-
Boone					-	-	-
Bureau					-	-	-
Carroll					-	-	-
Champaign					-	-	-
Christian					-	-	-
Crawford					-	-	-
Cumberland					-	-	-
DeWitt					-	-	-
Edwards					-	-	-
Effingham	\$54,080			Non-Exempt	-	-	X
Ford					-	-	-
Fulton					-	-	-
Grundy	\$73,874				-	-	-
Hamilton					-	-	-
Henry					-	-	-
Iroquois					-	-	-
Jo Daviess					-	-	-
Johnson					-	-	-
Kane					-	-	-
Kendall					-	-	-
Knox					-	-	-
LaSalle					-	-	-
Livingston					-	-	-

# 2021 Statewide Salary & Fringe Benefits Survey

Name of County:	Director of Public Transportation - Current Salary	Director of Public Transportation - Starting Salary	Director of Public Transportation - Maximum Salary	Director of Public Transportation - Status	Director of Public Transportation - Merit Increase	Director of Public Transportation - Longevity Increase	Director of Public Transportation - COLA
Macon					-	-	-
Macoupin					-	-	-
Madison					-	-	-
Marshall					-	-	-
Mason					-	-	-
Menard					-	-	-
Montgomery					-	-	-
Ogle					-	-	-
Pike					-	-	-
Putnam					-	-	-
Randolph					-	-	-
Schuyler					-	-	-
Stephenson					-	-	-
Tazewell					-	-	-
Union					-	-	-
Wayne					-	-	-
Whiteside					-	-	-
Williamson					-	-	-
Woodford					-	-	-

# 2021 Statewide Salary & Fringe Benefits Survey

Name of County:	Director of Purchasing - Current Salary	Director of Purchasing - Starting Salary	Director of Purchasing - Maximum Salary	Director of Purchasing - Status	Director of Purchasing - Merit Increase	Director of Purchasing - Longevity Increase	Director of Purchasing - COLA
Bond					-	-	-
Boone					-	-	-
Bureau					-	-	-
Carroll					-	-	-
Champaign					-	-	-
Christian					-	-	-
Crawford					-	-	-
Cumberland					-	-	-
DeWitt					-	-	-
Edwards					-	-	-
Effingham					-	-	-
Ford					-	-	-
Fulton					-	-	-
Grundy					-	-	-
Hamilton					-	-	-
Henry					-	-	-
Iroquois					-	-	-
Jo Daviess					-	-	-
Johnson					-	-	-
Kane	\$85,000			Exempt	-	-	-
Kendall					-	-	-
Knox					-	-	-
LaSalle	\$53,354			Exempt	-	-	X
Livingston					-	-	-

# 2021 Statewide Salary & Fringe Benefits Survey

Name of County:	Director of Purchasing - Current Salary	Director of Purchasing - Starting Salary	Director of Purchasing - Maximum Salary	Director of Purchasing - Status	Director of Purchasing - Merit Increase	Director of Purchasing - Longevity Increase	Director of Purchasing - COLA
Macon					-	-	-
Macoupin					-	-	-
Madison	\$75,712			Exempt	X	-	X
Marshall					-	-	-
Mason					-	-	-
Menard					-	-	-
Montgomery					-	-	-
Ogle					-	-	-
Pike					-	-	-
Putnam					-	-	-
Randolph					-	-	-
Schuyler					-	-	-
Stephenson					-	-	-
Tazewell	\$67,954	\$61,861	\$92,733	Exempt	X	-	X
Union					-	-	-
Wayne					-	-	-
Whiteside					-	-	-
Williamson					-	-	-
Woodford					-	-	-

# 2021 Statewide Salary & Fringe Benefits Survey

Name of County:	Economic Development Director - Current Salary	Economic Development Director - Starting Salary	Economic Development Director - Maximum Salary	Economic Development Director - Status	Economic Development Director - Merit Increase	Economic Development Director - Longevity Increase	Economic Development Director - COLA
Bond					-	-	-
Boone					-	-	-
Bureau					-	-	-
Carroll					-	-	-
Champaign					-	-	-
Christian					-	-	-
Crawford	\$39,999			Exempt	-	-	-
Cumberland					-	-	-
DeWitt					-	-	-
Edwards					-	-	-
Effingham					-	-	-
Ford					-	-	-
Fulton					-	-	-
Grundy					-	-	-
Hamilton					-	-	-
Henry	\$55,000				-	-	-
Iroquois					-	-	-
Jo Daviess					-	-	-
Johnson					-	-	-
Kane					-	-	-
Kendall					-	-	-
Knox					-	-	-
LaSalle					-	-	-
Livingston					-	-	-

# 2021 Statewide Salary & Fringe Benefits Survey

Name of County:	Economic Development Director - Current Salary	Economic Development Director - Starting Salary	Economic Development Director - Maximum Salary	Economic Development Director - Status	Economic Development Director - Merit Increase	Economic Development Director - Longevity Increase	Economic Development Director - COLA
Macon					-	-	-
Macoupin					-	-	-
Madison					-	-	-
Marshall					-	-	-
Mason					-	-	-
Menard					-	-	-
Montgomery					-	-	-
Ogle					-	-	-
Pike					-	-	-
Putnam					-	-	-
Randolph					-	-	-
Schuyler					-	-	-
Stephenson					-	-	-
Tazewell					-	-	-
Union					-	-	-
Wayne					-	-	-
Whiteside	\$68,316	\$44,003	\$77,005	Exempt	-	-	X
Williamson	\$56,842				-	-	-
Woodford					-	-	-

# 2021 Statewide Salary & Fringe Benefits Survey

Name of County:	Emergency Management Agency Coordinator/Director - Current Salary	Emergency Management Agency Coordinator/Director - Starting Salary	Emergency Management Agency Coordinator/Director - Maximum Salary	Emergency Management Agency Coordinator/Director - Status	Emergency Management Agency Coordinator/Director - Merit Increase	Emergency Management Agency Coordinator/Director - Longevity Increase	Emergency Management Agency Coordinator/Director - COLA
Bond					-	-	-
Boone	\$50,706			Exempt	-	-	-
Bureau	\$43,678			Exempt	-	-	-
Carroll	\$18,269				X	-	-
Champaign	\$71,175	\$58,305	\$87,477	Exempt	-	-	-
Christian	\$58,026			Exempt	-	-	-
Crawford	\$7,999			Exempt	-	-	-
Cumberland					-	-	-
DeWitt					-	-	-
Edwards	\$1,000	\$1,000		Exempt	-	-	-
Effingham	\$56,160			Non-Exempt	-	X	X
Ford	\$10,000				-	-	-
Fulton	\$23,080				X	-	-
Grundy	\$64,889				-	-	-
Hamilton	\$6,000			Exempt	-	-	-
Henry	\$67,765				-	-	-
Iroquois	\$50,180				X	-	-
Jo Daviess	\$24,978	\$23,700		Non-Exempt	X	-	-
Johnson	\$12,250				-	-	-
Kane	\$72,828			Exempt	X	-	-
Kendall	\$71,750			Exempt	X	-	-
Knox					-	-	-
LaSalle					-	-	-

# 2021 Statewide Salary & Fringe Benefits Survey

Name of County:	Emergency Management Agency Coordinator/Director - Current Salary	Emergency Management Agency Coordinator/Director - Starting Salary	Emergency Management Agency Coordinator/Director - Maximum Salary	Emergency Management Agency Coordinator/Director - Status	Emergency Management Agency Coordinator/Director - Merit Increase	Emergency Management Agency Coordinator/Director - Longevity Increase	Emergency Management Agency Coordinator/Director - COLA
Livingston					-	-	-
Macon	\$60,000				-	-	-
Macoupin	\$48,276				-	-	X
Madison	\$91,249			Exempt	X	-	X
Marshall	\$17,836				-	-	-
Mason	\$15,800				-	-	X
Menard	\$31,200			Exempt	-	-	-
Montgomery					-	-	-
Ogle	\$64,724			Non-Exempt	-	-	X
Pike	\$22,111			Non-Exempt	-	-	X
Putnam	\$15,300			Exempt	-	-	-
Randolph	\$12,600				-	-	-
Schuyler					-	-	-
Stephenson	\$37,500	\$37,500		Exempt	X	-	X
Tazewell	\$81,414	\$74,950	\$112,423	Exempt	X	-	X
Union	\$14,936			Exempt	X	-	-
Wayne	\$12,000			Exempt	-	-	-
Whiteside					-	-	-
Williamson	\$55,281				-	-	-
Woodford	\$38,507	\$33,125		Exempt	-	-	-

# 2021 Statewide Salary & Fringe Benefits Survey

Name of County:	First Assistant State's Attorney - Current Salary	First Assistant State's Attorney - Starting Salary	First Assistant State's Attorney - Maximum Salary	First Assistant State's Attorney - Status	First Assistant State's Attorney - Merit Increase	First Assistant State's Attorney - Longevity Increase	First Assistant State's Attorney - COLA
Bond	\$55,000	\$55,000		Exempt	-	X	-
Boone					-	-	-
Bureau	\$69,598			Exempt	-	-	-
Carroll	\$66,524				X	-	-
Champaign	\$97,948	\$65,656	\$98,494	Exempt	-	-	-
Christian	\$72,600			Exempt	-	-	-
Crawford					-	-	-
Cumberland					-	-	-
DeWitt	\$75,000			Exempt	-	-	-
Edwards					-	-	-
Effingham	\$80,569			Exempt	-	-	X
Ford					-	-	-
Fulton	\$80,000				-	-	-
Grundy					-	-	-
Hamilton					-	-	-
Henry	\$74,000				-	-	-
Iroquois	\$72,647				-	-	X
Jo Daviess	\$70,902	\$67,268		Exempt	X	-	-
Johnson	\$60,608				-	-	-
Kane	\$127,110			Exempt	X	-	-
Kendall	\$103,810			Exempt	X	-	-
Knox	\$87,793	\$45,354		Exempt	-	-	X
LaSalle	\$120,000			Exempt	-	-	X
Livingston	\$90,545	\$49,901	\$122,831	Exempt	-	-	X

# 2021 Statewide Salary & Fringe Benefits Survey

Name of County:	First Assistant State's Attorney - Current Salary	First Assistant State's Attorney - Starting Salary	First Assistant State's Attorney - Maximum Salary	First Assistant State's Attorney - Status	First Assistant State's Attorney - Merit Increase	First Assistant State's Attorney - Longevity Increase	First Assistant State's Attorney - COLA
Macon	\$115,840				-	-	-
Macoupin	\$66,300	\$48,000			-	-	X
Madison	\$110,386			Exempt	X	-	X
Marshall					-	-	-
Mason					-	-	-
Menard	\$28,090			Exempt	-	-	-
Montgomery	\$57,091			Non-Exempt	-	-	-
Ogle	\$89,000			Non-Exempt	-	-	X
Pike	\$55,506			Non-Exempt	-	-	X
Putnam					-	-	-
Randolph	\$82,000				-	-	-
Schuyler					-	-	-
Stephenson	\$93,123			Exempt	-	X	X
Tazewell	\$171,988			Exempt	X	-	X
Union	\$78,000			Exempt	X	-	-
Wayne					-	-	-
Whiteside	\$87,550	\$70,013	\$122,522	Exempt	-	-	X
Williamson	\$80,750				-	-	-
Woodford	\$73,542	\$71,400		Exempt	-	-	-

# 2021 Statewide Salary & Fringe Benefits Survey

Name of County:	Highway Engineer - Current Salary	Highway Engineer - Starting Salary	Highway Engineer - Maximum Salary	Highway Engineer - Status	Highway Engineer - Merit Increase	Highway Engineer - Longevity Increase	Highway Engineer - COLA
Bond	\$94,536	\$89,965		Exempt	-	X	-
Boone	\$109,630			Exempt	-	-	-
Bureau	\$116,000			Exempt	-	-	-
Carroll	\$109,556				X	-	-
Champaign	\$155,598	\$155,598	\$155,598	Exempt	-	-	-
Christian	\$111,748			Exempt	-	-	-
Crawford	\$120,283			Non-Exempt	-	-	-
Cumberland	\$61,000			Exempt	-	-	-
DeWitt	\$117,656			Exempt	-	-	X
Edwards	\$48,525	\$48,525		Exempt	-	-	X
Effingham	\$116,811			Exempt	-	-	X
Ford	\$116,480				-	-	-
Fulton	\$109,600				X	-	-
Grundy					-	-	-
Hamilton	\$49,200			Exempt	-	-	-
Henry	\$115,000				-	-	-
Iroquois	\$111,429				-	X	-
Jo Daviess	\$109,519			Exempt	X	-	-
Johnson	\$92,530				-	-	-
Kane	\$177,882			Exempt	X	-	-
Kendall	\$131,000			Exempt	X	-	-
Knox	\$118,580	\$91,832	\$146,952	Exempt	-	-	X
LaSalle	\$134,900			Exempt	-	-	X
Livingston	\$120,660	\$59,085	\$104,969	Exempt	-	-	X

# 2021 Statewide Salary & Fringe Benefits Survey

Name of County:	Highway Engineer - Current Salary	Highway Engineer - Starting Salary	Highway Engineer - Maximum Salary	Highway Engineer - Status	Highway Engineer - Merit Increase	Highway Engineer - Longevity Increase	Highway Engineer - COLA
Macon	\$125,091				-	-	-
Macoupin	\$112,995				-	-	X
Madison	\$141,876			Exempt	-	-	-
Marshall	\$107,160				-	-	-
Mason	\$126,133				-	-	X
Menard	\$91,295			Exempt	-	-	-
Montgomery				Exempt	-	-	-
Ogle	\$118,470			Non-Exempt	-	-	X
Pike	\$107,700			Non-Exempt	-	-	X
Putnam					-	-	-
Randolph	\$117,763				-	-	-
Schuyler	\$94,000				-	-	-
Stephenson	\$105,000	\$102,000		Exempt	-	-	-
Tazewell	\$138,487			Exempt	X	-	X
Union	\$112,000			Exempt	-	-	-
Wayne	\$41,545		\$80,000	Exempt	-	-	-
Whiteside	\$121,900			Exempt	-	-	X
Williamson	\$105,000				-	-	-
Woodford	\$118,821	\$115,360		Exempt	-	-	-

# 2021 Statewide Salary & Fringe Benefits Survey

Name of County:	Human Resources Director - Current Salary	Human Resources Director - Starting Salary	Human Resources Director - Maximum Salary	Human Resources Director - Status	Human Resources Director - Merit Increase	Human Resources Director - Longevity Increase	Human Resources Director - COLA
Bond					-	-	-
Boone					-	-	-
Bureau					-	-	-
Carroll					-	-	-
Champaign	\$85,371	\$65,656	\$98,494	Exempt	-	-	-
Christian					-	-	-
Crawford					-	-	-
Cumberland					-	-	-
DeWitt					-	-	-
Edwards					-	-	-
Effingham					-	-	-
Ford					-	-	-
Fulton					-	-	-
Grundy					-	-	-
Hamilton					-	-	-
Henry					-	-	-
Iroquois					-	-	-
Jo Daviess					-	-	-
Johnson					-	-	-
Kane	\$124,848			Exempt	X	-	-
Kendall					-	-	-
Knox					-	-	-
LaSalle	\$85,940			Exempt	-	-	X
Livingston	\$59,303	\$49,901	\$89,388	Exempt	-	-	X

# 2021 Statewide Salary & Fringe Benefits Survey

Name of County:	Human Resources Director - Current Salary	Human Resources Director - Starting Salary	Human Resources Director - Maximum Salary	Human Resources Director - Status	Human Resources Director - Merit Increase	Human Resources Director - Longevity Increase	Human Resources Director - COLA
Macon	\$53,975				-	-	-
Macoupin					-	-	-
Madison	\$93,939			Exempt	X	-	X
Marshall					-	-	-
Mason					-	-	-
Menard					-	-	-
Montgomery					-	-	-
Ogle					-	-	-
Pike					-	-	-
Putnam					-	-	-
Randolph	\$50,772				-	-	-
Schuyler					-	-	-
Stephenson					-	-	-
Tazewell	\$62,497	\$61,891	\$92,733	Exempt	X	-	X
Union	\$63,672			Exempt	X	-	-
Wayne					-	-	-
Whiteside					-	-	-
Williamson	\$33,000				-	-	-
Woodford					-	-	-

# 2021 Statewide Salary & Fringe Benefits Survey

Name of County:	IT Director - Current Salary	IT Director - Starting Salary	IT Director - Maximum Salary	IT Director - Status	IT Director - Merit Increase	IT Director - Longevity Increase	IT Director - COLA
Bond	\$55,000	\$55,000		Exempt	-	X	-
Boone					-	-	-
Bureau					-	-	-
Carroll					-	-	-
Champaign	\$91,299	\$65,656	\$98,494	Exempt	-	-	-
Christian					-	-	-
Crawford					-	-	-
Cumberland					-	-	-
DeWitt					-	-	-
Edwards					-	-	-
Effingham					-	-	-
Ford					-	-	-
Fulton					-	-	-
Grundy	\$102,496				-	-	-
Hamilton					-	-	-
Henry	\$62,640				-	-	-
Iroquois					-	-	-
Jo Daviess	\$83,700	\$63,255		Exempt	X	-	-
Johnson					-	-	-
Kane	\$163,272			Exempt	X	-	-
Kendall	\$96,919			Exempt	X	-	-
Knox	\$41,205	\$30,976	\$49,576	Exempt	-	-	X
LaSalle	\$77,250			Exempt	-	-	X
Livingston	\$96,208	\$49,901	\$122,831	Exempt	-	-	X

# 2021 Statewide Salary & Fringe Benefits Survey

Name of County:	IT Director - Current Salary	IT Director - Starting Salary	IT Director - Maximum Salary	IT Director - Status	IT Director - Merit Increase	IT Director - Longevity Increase	IT Director - COLA
Macon					-	-	-
Macoupin					-	-	-
Madison	\$93,932			Exempt	X	-	X
Marshall					-	-	-
Mason					-	-	-
Menard					-	-	-
Montgomery	\$60,000			Non-Exempt	-	-	-
Ogle	\$84,268			Non-Exempt	-	-	X
Pike					-	-	-
Putnam					-	-	-
Randolph	\$45,000				-	-	-
Schuyler					-	-	-
Stephenson					-	-	-
Tazewell	\$64,930	\$58,500	\$87,695	Exempt	X	-	X
Union					-	-	-
Wayne					-	-	-
Whiteside	\$57,371	\$47,523	\$83,165	Exempt	-	-	X
Williamson					-	-	-
Woodford					-	-	-

# 2021 Statewide Salary & Fringe Benefits Survey

Name of County:	Maintenance Director - Current Salary	Maintenance Director - Starting Salary	Maintenance Director - Maximum Salary	Maintenance Director - Status	Maintenance Director - Merit Increase	Maintenance Director - Longevity Increase	Maintenance Director - COLA
Bond					-	-	-
Boone					-	-	-
Bureau					-	-	-
Carroll					-	-	-
Champaign	\$99,548	\$79,102	\$118,664	Exempt	-	-	-
Christian	\$60,000			Exempt	-	-	-
Crawford					-	-	-
Cumberland					-	-	-
DeWitt	\$54,636			Exempt	X	-	-
Edwards					-	-	-
Effingham					-	-	-
Ford					-	-	-
Fulton					-	-	-
Grundy	\$54,496				-	-	-
Hamilton					-	-	-
Henry	\$36,462				-	-	-
Iroquois	\$47,881				-	-	X
Jo Daviess					-	-	-
Johnson					-	-	-
Kane	\$119,646			Exempt	X	-	-
Kendall	\$113,324			Exempt	X	-	-
Knox					-	-	-
LaSalle	\$89,600			Exempt	-	-	X
Livingston	\$75,897	\$49,901	\$89,388	Exempt	-	-	X

# 2021 Statewide Salary & Fringe Benefits Survey

Name of County:	Maintenance Director - Current Salary	Maintenance Director - Starting Salary	Maintenance Director - Maximum Salary	Maintenance Director - Status	Maintenance Director - Merit Increase	Maintenance Director - Longevity Increase	Maintenance Director - COLA
Macon					-	-	-
Macoupin					-	-	-
Madison	\$93,932			Exempt	X	-	X
Marshall					-	-	-
Mason					-	-	-
Menard					-	-	-
Montgomery	\$36,830			Non-Exempt	-	-	-
Ogle					-	-	-
Pike	\$42,616			Non-Exempt	-	-	X
Putnam					-	-	-
Randolph	\$53,740				-	-	-
Schuyler	\$38,625				-	-	-
Stephenson	\$58,410	\$43,472		Exempt	-	-	X
Tazewell	\$66,663	\$66,016	\$98,916	Exempt	X	-	X
Union					-	-	-
Wayne					-	-	-
Whiteside	\$56,909	\$37,725	\$66,019	Non-Exempt	-	-	X
Williamson					-	-	-
Woodford	\$54,590	\$52,231		Exempt	-	-	-

# 2021 Statewide Salary & Fringe Benefits Survey

Name of County:	Public Defender - Current Salary	Public Defender - Starting Salary	Public Defender - Maximum Salary	Public Defender - Status	Public Defender - Merit Increase	Public Defender - Longevity Increase	Public Defender - COLA
Bond					-	-	-
Boone	\$161,064			Exempt	-	-	-
Bureau	\$77,450			Exempt	-	-	-
Carroll	\$65,564				X	-	-
Champaign	\$161,064	\$161,064	\$161,064	Exempt	-	-	X
Christian	\$161,065			Exempt	-	-	-
Crawford	\$59,999			Non-Exempt	-	-	-
Cumberland	\$64,000			Exempt	-	-	-
DeWitt	\$124,742			Exempt	-	-	X
Edwards	\$25,362			Exempt	-	-	-
Effingham	\$169,200			Exempt	-	-	-
Ford	\$124,743				-	-	-
Fulton	\$161,065				-	-	-
Grundy	\$161,064				-	-	-
Hamilton	\$50,000			Exempt	-	-	-
Henry	\$161,064				-	-	-
Iroquois	\$54,239				-	-	X
Jo Daviess	\$68,551				-	-	X
Johnson	\$65,558				-	-	-
Kane	\$161,064			Exempt	X	-	-
Kendall	\$161,061			Exempt	X	-	-
Knox	\$161,064			Exempt	-	-	X
LaSalle	\$161,064			Exempt	-	-	X
Livingston	\$161,064				-	-	-

# 2021 Statewide Salary & Fringe Benefits Survey

Name of County:	Public Defender - Current Salary	Public Defender - Starting Salary	Public Defender - Maximum Salary	Public Defender - Status	Public Defender - Merit Increase	Public Defender - Longevity Increase	Public Defender - COLA
Macon	\$161,064				-	-	-
Macoupin	\$161,098				-	-	X
Madison	\$161,064			Exempt	-	-	-
Marshall	\$59,750				-	-	-
Mason	\$84,465				-	-	X
Menard	\$52,000			Exempt	-	-	-
Montgomery	\$161,064			Exempt	-	-	X
Ogle	\$161,064			Non-Exempt	-	-	X
Pike	\$89,258			Non-Exempt	-	-	X
Putnam	\$37,124			Exempt	-	-	-
Randolph	\$105,000				-	-	-
Schuyler	\$38,500				-	-	-
Stephenson	\$161,064			Exempt	-	-	X
Tazewell	\$159,114			Exempt	-	-	-
Union	\$124,742			Exempt	-	-	X
Wayne	\$90,000			Exempt	-	-	-
Whiteside	\$161,064			Exempt	-	-	X
Williamson	\$156,370				-	-	-
Woodford	\$156,371	\$154,515		Exempt	-	-	-

# 2021 Statewide Salary & Fringe Benefits Survey

Name of County:	Second Assistant State's Attorney - Current Salary	Second Assistant State's Attorney - Starting Salary	Second Assistant State's Attorney - Maximum Salary	Second Assistant State's Attorney - Status	Second Assistant State's Attorney - Merit Increase	Second Assistant State's Attorney - Longevity Increase	Second Assistant State's Attorney - COLA
Bond					-	-	-
Boone					-	-	-
Bureau	\$39,875			Exempt	-	-	-
Carroll					-	-	-
Champaign	\$69,147	\$45,396	\$98,495	Exempt	-	-	-
Christian	\$55,000			Exempt	-	-	-
Crawford					-	-	-
Cumberland					-	-	-
DeWitt					-	-	-
Edwards					-	-	-
Effingham	\$53,713			Exempt	-	-	X
Ford					-	-	-
Fulton	\$75,000				X	-	-
Grundy					-	-	-
Hamilton					-	-	-
Henry	\$66,456				-	-	-
Iroquois	\$53,000				-	-	X
Jo Daviess					-	-	-
Johnson					-	-	-
Kane					-	-	-
Kendall					-	-	-
Knox					-	-	-
LaSalle	\$116,000			Exempt	-	-	X
Livingston	\$67,000	\$49,901	\$122,831	Exempt	-	-	X

# 2021 Statewide Salary & Fringe Benefits Survey

Name of County:	Second Assistant State's Attorney - Current Salary	Second Assistant State's Attorney - Starting Salary	Second Assistant State's Attorney - Maximum Salary	Second Assistant State's Attorney - Status	Second Assistant State's Attorney - Merit Increase	Second Assistant State's Attorney - Longevity Increase	Second Assistant State's Attorney - COLA
Macon	\$93,000				-	-	-
Macoupin	\$56,100	\$48,000			-	-	X
Madison	\$119,184			Exempt	X	-	-
Marshall					-	-	-
Mason					-	-	-
Menard					-	-	-
Montgomery	\$50,000			Non-Exempt	-	-	-
Ogle		\$66,000	\$86,000	Non-Exempt	-	-	X
Pike					-	-	-
Putnam					-	-	-
Randolph					-	-	-
Schuyler					-	-	-
Stephenson	\$61,100	\$43,472		Exempt	-	X	X
Tazewell	\$136,076			Exempt	X	-	X
Union					-	-	-
Wayne					-	-	-
Whiteside					-	-	-
Williamson					-	-	-
Woodford					-	-	-

# 2021 Statewide Salary & Fringe Benefits Survey

Name of County:	Supervisor of Assessments - Current Salary	Supervisor of Assessments - Starting Salary	Supervisor of Assessments - Maximum Salary	Supervisor of Assessments - Status	Supervisor of Assessments - Merit Increase	Supervisor of Assessments - Longevity Increase	Supervisor of Assessments - COLA
Bond	\$62,799			Exempt	-	X	-
Boone	\$71,050			Exempt	-	-	-
Bureau	\$62,863			Exempt	-	-	-
Carroll	\$61,493				X	-	-
Champaign	\$80,515	\$65,656	\$98,494	Exempt	-	-	-
Christian	\$66,641			Exempt	-	-	-
Crawford	\$60,667			Non-Exempt	-	-	-
Cumberland	\$48,153			Exempt	-	-	-
DeWitt	\$67,660			Exempt	X	-	-
Edwards	\$44,816	\$44,816		Exempt	-	-	-
Effingham	\$67,319			Exempt	-	-	X
Ford	\$57,000				-	-	-
Fulton	\$76,725				X	-	-
Grundy	\$37,429				-	-	-
Hamilton	\$49,689			Exempt	-	-	-
Henry	\$61,200				-	-	-
Iroquois	\$65,047				-	-	X
Jo Daviess	\$55,437	\$49,789		Exempt	X	-	-
Johnson	\$53,045				-	-	-
Kane	\$132,935			Exempt	X	-	-
Kendall	\$92,250			Exempt	X	-	-
Knox	\$54,891	\$54,891	\$87,815	Exempt	-	-	X
LaSalle	\$94,299			Exempt	-	-	X
Livingston	\$70,800	\$49,901	\$89,388	Exempt	-	-	X

# 2021 Statewide Salary & Fringe Benefits Survey

Name of County:	Supervisor of Assessments - Current Salary	Supervisor of Assessments - Starting Salary	Supervisor of Assessments - Maximum Salary	Supervisor of Assessments - Status	Supervisor of Assessments - Merit Increase	Supervisor of Assessments - Longevity Increase	Supervisor of Assessments - COLA
Macon	\$72,000				-	-	-
Macoupin	\$63,901				-	-	X
Madison	\$109,948			Exempt	X	-	X
Marshall	\$55,641				-	-	-
Mason	\$71,880				-	-	X
Menard	\$62,338			Exempt	-	-	-
Montgomery	\$64,183			Non-Exempt	-	-	-
Ogle	\$87,871			Non-Exempt	-	-	X
Pike	\$56,216			Non-Exempt	-	-	X
Putnam	\$53,170			Exempt	-	-	-
Randolph	\$66,000				-	-	-
Schuyler	\$59,418				-	-	-
Stephenson	\$75,288			Exempt	-	-	-
Tazewell	\$95,156	\$74,950	\$112,423	Exempt	X	-	X
Union	\$62,424			Exempt	X	-	-
Wayne	\$51,579			Exempt	-	-	-
Whiteside	\$81,000	\$55,431	\$97,004	Exempt	-	-	X
Williamson	\$86,253				-	-	-
Woodford	\$56,100	\$51,000		Exempt	-	-	-

# 2021 Statewide Salary & Fringe Benefits Survey

Name of County:	Accounting Clerk - Current Salary	Accounting Clerk - Starting Salary	Accounting Clerk - Step 1	Accounting Clerk - Step 2	Accounting Clerk - Maximum Salary	Accounting Clerk - Status	Accounting Clerk - Merit Increase	Accounting Clerk - Longevity Increase	Accounting Clerk - COLA	Accounting Clerk - Union Contract Start Date	Accounting Clerk - Union Contract End Date	Accounting Clerk - # Hours Worked Per Week
Bond	\$29,029	\$27,300				Non-Exempt	-	X	-	12-01-2019	11-30-2022	70
Boone							-	-	-			
Bureau							-	-	-			
Carroll							-	-	-			
Champaign	\$56,423	\$34,362			\$87,477	Exempt	-	-	-			37
Christian							-	-	-			
Crawford							-	-	-			
Cumberland							-	-	-			
DeWitt	\$25,480					Non-Exempt	-	-	-			35
Edwards							-	-	-			
Effingham							-	-	-			
Ford							-	-	-			
Fulton							-	-	-			
Grundy	\$16,452						-	-	-			
Hamilton							-	-	-			
Henry							-	-	-			
Iroquois							-	-	-			
Jo Daviess	\$33,855	\$28,465				Non-Exempt	X	-	-			35
Johnson							-	-	-			
Kane							-	-	-			
Kendall							-	-	-			
Knox							-	-	-			
LaSalle		\$31,720				Non-Exempt	-	X	X			
Livingston	\$35,882	\$31,278			\$49,745	Non-Exempt	-	-	X			38

# 2021 Statewide Salary & Fringe Benefits Survey

Name of County:	Accounting Clerk - Current Salary	Accounting Clerk - Starting Salary	Accounting Clerk - Step 1	Accounting Clerk - Step 2	Accounting Clerk - Maximum Salary	Accounting Clerk - Status	Accounting Clerk - Merit Increase	Accounting Clerk - Longevity Increase	Accounting Clerk - COLA	Accounting Clerk - Union Contract Start Date	Accounting Clerk - Union Contract End Date	Accounting Clerk - # Hours Worked Per Week
Macon							-	-	-			
Macoupin							-	-	-			
Madison	\$35,235	\$34,757	\$34,757	\$36,941	\$43,202	Non-Exempt	-	-	-	12-1-2016	11-30-2020	40
Marshall							-	-	-			
Mason							-	-	-			
Menard							-	-	-			
Montgomery	\$24,570					Non-Exempt	-	-	-			35
Ogle							-	-	-			
Pike	\$28,660	\$23,460	\$23,960	\$24,460		Non-Exempt	-	X	X	12-01-2018	11-30-2021	33
Putnam							-	-	-			
Randolph							-	-	-			
Schuyler							-	-	-			
Stephenson							-	-	-			
Tazewell	\$36,556	\$34,632			\$51,948	Non-Exempt	X	-	X	12-01-2017	11-30-2020	37
Union							-	-	-			
Wayne							-	-	-			
Whiteside							-	-	-			
Williamson							-	-	-			
Woodford	\$33,218					Non-Exempt	-	-	X			

# 2021 Statewide Salary & Fringe Benefits Survey

Name of County:	Administrative Assistant - Current Salary	Administrative Assistant - Starting Salary	Administrative Assistant - Step 1	Administrative Assistant - Step 2	Administrative Assistant - Maximum Salary	Administrative Assistant - Status	Administrative Assistant - Merit Increase	Administrative Assistant - Longevity Increase	Administrative Assistant - COLA	Administrative Assistant - Union Contract Start Date	Administrative Assistant - Union Contract End Date	Administrative Assistant - # Hours Worked Per Week
Bond	\$38,529	\$27,300				Non-Exempt	-	X	-			80
Boone							-	-	-			
Bureau	\$18,200	\$18,200				Non-Exempt	-	-	-	12-01-2019	11-30-2022	35
Carroll							-	-	-			
Champaign	\$37,846	\$29,894			\$48,087	Non-Exempt	-	-	-	01-01-2019	12-31-2021	37
Christian							-	-	-			
Crawford							-	-	-			
Cumberland							-	-	-			
DeWitt							-	-	-			
Edwards							-	-	-			
Effingham	\$36,400	\$32,760					-	X	X			35
Ford	\$40,743						-	-	-			
Fulton	\$20,982						-	-	-			25
Grundy	\$49,856						-	-	-			
Hamilton	\$33,301	\$33,301	\$33,613	\$33,821	\$38,189	Non-Exempt	-	X	-	12-01-2019	11-30-2022	40
Henry							-	-	-			
Iroquois							-	-	-			
Jo Daviess	\$36,688	\$24,315				Non-Exempt	X	-	-			40
Johnson							-	-	-			
Kane	\$36,808					Non-Exempt	X	-	-			37
Kendall	\$55,048					Non-Exempt	X	-	-			
Knox							-	-	-			
LaSalle	\$47,155					Exempt	-	-	X			
Livingston							-	-	-			

# 2021 Statewide Salary & Fringe Benefits Survey

Name of County:	Administrative Assistant - Current Salary	Administrative Assistant - Starting Salary	Administrative Assistant - Step 1	Administrative Assistant - Step 2	Administrative Assistant - Maximum Salary	Administrative Assistant - Status	Administrative Assistant - Merit Increase	Administrative Assistant - Longevity Increase	Administrative Assistant - COLA	Administrative Assistant - Union Contract Start Date	Administrative Assistant - Union Contract End Date	Administrative Assistant - # Hours Worked Per Week
Macon							-	-	-			
Macoupin							-	-	-			
Madison	\$47,174	\$47,174	\$47,174	\$55,349	\$64,667	Non-Exempt	-	-	-			40
Marshall							-	-	-			
Mason		\$29,996	\$31,013	\$32,049	\$41,676		-	X	X			
Menard	\$31,533					Non-Exempt	-	-	-			
Montgomery							-	-	-			
Ogle	\$33,973					Non-Exempt	-	-	X			35
Pike							-	-	-			
Putnam	\$36,534					Non-Exempt	-	-	-			40
Randolph							-	-	-			
Schuyler							-	-	-			
Stephenson	\$30,630	\$27,300				Non-Exempt	-	X	X			35
Tazewell	\$36,556	\$23,088			\$36,556	Non-Exempt	X	-	X	12-01-2017	11-30-2020	37
Union							-	-	-			
Wayne							-	-	-			
Whiteside	\$52,600	\$40,743			\$71,301	Exempt	-	-	X			
Williamson							-	-	-			
Woodford							-	-	-			

# 2021 Statewide Salary & Fringe Benefits Survey

Name of County:	Chief Deputy Circuit Clerk - Current Salary	Chief Deputy Circuit Clerk - Starting Salary	Chief Deputy Circuit Clerk - Step 1	Chief Deputy Circuit Clerk - Step 2	Chief Deputy Circuit Clerk - Maximum Salary	Chief Deputy Circuit Clerk - Status	Chief Deputy Circuit Clerk - Merit Increase	Chief Deputy Circuit Clerk - Longevity Increase	Chief Deputy Circuit Clerk - COLA	Chief Deputy Circuit Clerk - Union Contract Start Date	Chief Deputy Circuit Clerk - Union Contract End Date	Chief Deputy Circuit Clerk - # Hours Worked Per Week
Bond							-	-	-			
Boone	\$58,240					Non-Exempt	-	-	-			
Bureau	\$30,940	\$18,200				Non-Exempt	-	-	-			35
Carroll							-	-	-			
Champaign	\$84,961	\$58,305			\$87,477	Exempt	-	-	-			37
Christian	\$35,562	\$35,562	\$37,500	\$40,000		Exempt	-	-	-			
Crawford	\$44,517					Non-Exempt	-	-	-			70
Cumberland	\$31,843						-	-	-			37
DeWitt	\$29,120						-	-	-			35
Edwards	\$20,930	\$20,930				Non-Exempt	-	X	X			35
Effingham	\$32,760						-	X	-	12-01-2017	11-30-2021	35
Ford		\$24,375					-	-	-			
Fulton	\$45,409					Non-Exempt	X	X	-	12-01-2018	11-30-2022	35
Grundy	\$49,504						-	-	-			
Hamilton	\$36,400					Non-Exempt	-	-	-			40
Henry							-	-	-			
Iroquois	\$30,940	\$25,480					-	-	X			35
Jo Daviess	\$38,020	\$34,143				Non-Exempt	X	-	-			35
Johnson	\$27,227						-	-	-			
Kane	\$92,816					Exempt	X	-	-			
Kendall	\$72,382					Exempt	X	-	-			
Knox	\$50,960	\$23,660	\$27,300	\$29,120	\$50,960	Non-Exempt	-	X	X	12-01-2017	11-30-2020	35
LaSalle	\$89,640					Exempt	-	-	X			
Livingston	\$38,885	\$31,278			\$49,745	Non-Exempt	-	-	X			38

# 2021 Statewide Salary & Fringe Benefits Survey

Name of County:	Chief Deputy Circuit Clerk - Current Salary	Chief Deputy Circuit Clerk - Starting Salary	Chief Deputy Circuit Clerk - Step 1	Chief Deputy Circuit Clerk - Step 2	Chief Deputy Circuit Clerk - Maximum Salary	Chief Deputy Circuit Clerk - Status	Chief Deputy Circuit Clerk - Merit Increase	Chief Deputy Circuit Clerk - Longevity Increase	Chief Deputy Circuit Clerk - COLA	Chief Deputy Circuit Clerk - Union Contract Start Date	Chief Deputy Circuit Clerk - Union Contract End Date	Chief Deputy Circuit Clerk - # Hours Worked Per Week
Macon	\$60,000						-	-	-			35
Macoupin							-	-	-			
Madison	\$92,019					Exempt	-	-	-			40
Marshall	\$38,625						-	-	-			
Mason		\$29,996	\$31,013	\$32,049	\$41,676		-	X	X			
Menard	\$43,000					Non-Exempt	-	-	-			
Montgomery	\$36,182					Non-Exempt	-	-	-			35
Ogle		\$54,986			\$58,933	Non-Exempt	-	X	X	12-01-2019	11-30-2023	35
Pike	\$39,268	\$23,960	\$24,460	\$24,960		Non-Exempt	-	X	X	12-01-2018	11-30-2021	33
Putnam	\$30,668					Non-Exempt	-	-	-			35
Randolph	\$49,121						-	-	-			
Schuyler	\$33,758						-	-	-			
Stephenson	\$41,616	\$40,800				Non-Exempt	-	X	X			35
Tazewell	\$65,536	\$52,072			\$77,890	Exempt	X	-	X			40
Union	\$36,855	\$26,990				Non-Exempt	X	X	-	12-01-2018	11-30-2020	35
Wayne	\$27,396	\$19,500	\$20,475			Non-Exempt	-	-	X	12-01-2019	11-30-2020	37
Whiteside	\$42,472	\$29,947			\$52,408	Exempt	-	-	X			
Williamson	\$42,515						-	-	-			
Woodford							-	-	-			

# 2021 Statewide Salary & Fringe Benefits Survey

Name of County:	Chief Deputy County Clerk - Current Salary	Chief Deputy County Clerk - Starting Salary	Chief Deputy County Clerk - Step 1	Chief Deputy County Clerk - Step 2	Chief Deputy County Clerk - Maximum Salary	Chief Deputy County Clerk - Status	Chief Deputy County Clerk - Merit Increase	Chief Deputy County Clerk - Longevity Increase	Chief Deputy County Clerk - COLA	Chief Deputy County Clerk - Union Contract Start Date	Chief Deputy County Clerk - Union Contract End Date	Chief Deputy County Clerk - # Hours Worked Per Week
Bond	\$29,039	\$27,300				Non-Exempt	-	X	-	12-01-2019	11-30-2022	70
Boone	\$41,301					Non-Exempt	-	-	-			
Bureau	\$41,860	\$18,200				Non-Exempt	-	-	-			35
Carroll							-	-	-			
Champaign	\$77,044	\$58,305			\$87,477	Exempt	-	-	-			37
Christian	\$35,562	\$35,562	\$37,500	\$40,000		Exempt	-	-	-			
Crawford	\$46,319					Non-Exempt	-	-	-	12-01-2019	11-30-2022	70
Cumberland	\$34,378						-	-	-	12-01-2019	11-30-2022	37
DeWitt	\$34,580						-	-	-			35
Edwards	\$30,430	\$20,930				Non-Exempt	-	X	X			35
Effingham	\$32,760						-	X	X			35
Ford		\$24,375					-	-	-			
Fulton							-	-	-			
Grundy	\$50,856						-	-	-			
Hamilton	\$33,613	\$33,301	\$33,613	\$33,821	\$38,189	Non-Exempt	-	X	-	12-01-2019	11-30-2022	40
Henry							-	-	-			
Iroquois	\$29,120	\$25,480					-	-	X			35
Jo Daviess	\$46,806	\$44,411				Exempt	X	-	-			40
Johnson	\$42,244						-	-	-			
Kane	\$89,700					Exempt	X	-	-			
Kendall	\$59,369					Exempt	X	-	-			
Knox		\$28,173			\$45,063	Exempt	-	-	X			35
LaSalle	\$59,064					Exempt	-	-	X			
Livingston	\$32,898	\$31,278			\$49,745	Non-Exempt	-	-	X			38

# 2021 Statewide Salary & Fringe Benefits Survey

Name of County:	Chief Deputy County Clerk - Current Salary	Chief Deputy County Clerk - Starting Salary	Chief Deputy County Clerk - Step 1	Chief Deputy County Clerk - Step 2	Chief Deputy County Clerk - Maximum Salary	Chief Deputy County Clerk - Status	Chief Deputy County Clerk - Merit Increase	Chief Deputy County Clerk - Longevity Increase	Chief Deputy County Clerk - COLA	Chief Deputy County Clerk - Union Contract Start Date	Chief Deputy County Clerk - Union Contract End Date	Chief Deputy County Clerk - # Hours Worked Per Week
Macon	\$55,802						-	-	-			35
Macoupin							-	-	-			
Madison	\$87,630					Exempt	-	-	-			40
Marshall	\$40,206						-	-	-			
Mason		\$29,996	\$31,013	\$32,049	\$41,676		-	X	X			
Menard							-	-	-			
Montgomery	\$38,985					Non-Exempt	-	-	-			35
Ogle	\$36,990					Non-Exempt	-	-	X			35
Pike	\$29,829	\$23,960	\$24,460	\$24,960		Non-Exempt	-	X	X	12-01-2018	11-30-2021	33
Putnam	\$30,668					Non-Exempt	-	-	-			35
Randolph	\$50,771						-	-	-			
Schuyler	\$33,758						-	-	-			
Stephenson	\$33,670	\$24,570				Non-Exempt	-	X	X			35
Tazewell	\$62,727	\$54,843			\$82,214	Exempt	X	-	X			37
Union	\$36,855	\$26,990				Non-Exempt	X	X	-	12-01-2018	11-30-2020	35
Wayne	\$27,300	\$19,500	\$20,475			Non-Exempt	-	-	X	12-01-2019	11-30-2020	37
Whiteside	\$33,706	\$29,947			\$52,408	Non-Exempt	-	-	X			
Williamson	\$34,962						-	-	-			
Woodford	\$40,560					Non-Exempt	-	-	X			

# 2021 Statewide Salary & Fringe Benefits Survey

Name of County:	Chief Deputy Recorder - Current Salary	Chief Deputy Recorder - Starting Salary	Chief Deputy Recorder - Step 1	Chief Deputy Recorder - Step 2	Chief Deputy Recorder - Maximum Salary	Chief Deputy Recorder - Status	Chief Deputy Recorder - Merit Increase	Chief Deputy Recorder - Longevity Increase	Chief Deputy Recorder - COLA	Chief Deputy Recorder - Union Contract Start Date	Chief Deputy Recorder - Union Contract End Date	Chief Deputy Recorder - # Hours Worked Per Week
Bond	\$30,212	\$27,300				Non-Exempt	-	X	-	12-01-2019	11-30-2022	70
Boone	\$35,646					Non-Exempt	-	-	-			
Bureau	\$45,760	\$20,800				Non-Exempt	-	-	-			
Carroll							-	-	-			
Champaign	\$41,769	\$38,961			\$58,461	Exempt	-	-	-			37
Christian							-	-	-			
Crawford	\$38,511					Non-Exempt	-	-	-	12-01-2019	11-30-2022	70
Cumberland							-	-	-			
DeWitt							-	-	-			
Edwards							-	-	-			
Effingham	\$32,760						-	X	X			35
Ford		\$24,375					-	-	-			
Fulton							-	-	-			
Grundy	\$34,808						-	-	-			
Hamilton	\$33,821	\$33,301	\$33,613	\$33,821	\$38,189	Non-Exempt	-	X	-	12-01-2019	11-30-2022	40
Henry							-	-	-			
Iroquois	\$30,940	\$25,480					-	-	X			35
Jo Daviess	\$40,240	\$34,143				Non-Exempt	X	-	-			35
Johnson							-	-	-			
Kane							-	-	-			
Kendall	\$50,098					Exempt	X	-	-			
Knox	\$32,760	\$23,660	\$27,300	\$29,120	\$50,960	Non-Exempt	-	X	X	12-01-2016	11-30-2020	35
LaSalle	\$51,000					Exempt	-	-	X			
Livingston							-	-	-			

# 2021 Statewide Salary & Fringe Benefits Survey

Name of County:	Chief Deputy Recorder - Current Salary	Chief Deputy Recorder - Starting Salary	Chief Deputy Recorder - Step 1	Chief Deputy Recorder - Step 2	Chief Deputy Recorder - Maximum Salary	Chief Deputy Recorder - Status	Chief Deputy Recorder - Merit Increase	Chief Deputy Recorder - Longevity Increase	Chief Deputy Recorder - COLA	Chief Deputy Recorder - Union Contract Start Date	Chief Deputy Recorder - Union Contract End Date	Chief Deputy Recorder - # Hours Worked Per Week
Macon	\$49,047						-	-	-			35
Macoupin							-	-	-			
Madison	\$85,654					Exempt	-	-	-			40
Marshall							-	-	-			
Mason							-	-	-			
Menard	\$38,087					Non-Exempt	-	-	-			
Montgomery	\$29,029					Non-Exempt	-	-	-			35
Ogle	\$36,607					Non-Exempt	-	-	X			35
Pike	\$34,569	\$23,960	\$24,460	\$24,960		Non-Exempt	-	X	X	12-01-2018	11-30-2021	33
Putnam							-	-	-			
Randolph	\$49,121						-	-	-			
Schuyler							-	-	-			
Stephenson	\$30,940	\$24,570				Non-Exempt	-	X	X			35
Tazewell							-	-	-			
Union	\$36,855	\$26,990				Non-Exempt	X	X	-	12-01-2018	11-30-2020	35
Wayne	\$36,426	\$19,500	\$20,475			Non-Exempt	-	-	X	12-01-2019	11-30-2020	37
Whiteside	\$34,067	\$29,947			\$52,408	Exempt	-	-	X			
Williamson	\$43,752						-	-	-			
Woodford							-	-	-			

# 2021 Statewide Salary & Fringe Benefits Survey

Name of County:	Chief Deputy Supervisor Assessments - Current Salary	Chief Deputy Supervisor Assessments - Starting Salary	Chief Deputy Supervisor Assessments - Step 1	Chief Deputy Supervisor Assessments - Step 2	Chief Deputy Supervisor Assessments - Maximum Salary	Chief Deputy Supervisor Assessments - Status	Chief Deputy Supervisor Assessments - Merit Increase	Chief Deputy Supervisor Assessments - Longevity Increase	Chief Deputy Supervisor Assessments - COLA	Chief Deputy Supervisor Assessments - Union Contract Start Date	Chief Deputy Supervisor Assessments - Union Contract End Date	Chief Deputy Supervisor Assessments - # Hours Worked Per Week
Bond							-	-	-			
Boone	\$52,474					Exempt	-	-	-			
Bureau	\$41,860	\$18,200				Non-Exempt	-	-	-	12-01-2019	11-30-2022	35
Carroll							-	-	-			
Champaign	\$52,328	\$45,396			\$68,094	Exempt	-	-	-			37
Christian							-	-	-			
Crawford							-	-	-			
Cumberland	\$28,957						-	-	-	12-01-2019	11-30-2022	37
DeWitt	\$25,480						-	-	-			35
Edwards	\$25,298	\$20,930				Non-Exempt	-	X	X			35
Effingham	\$38,220						-	X	X			35
Ford	\$40,000	\$24,375					-	-	-			
Fulton	\$52,852					Non-Exempt	X	X	-	12-01-2018	11-30-2022	35
Grundy	\$58,140						-	-	-			
Hamilton	\$36,941	\$33,301	\$33,613	\$33,821	\$38,189	Non-Exempt	-	X	-	12-01-2019	11-30-2022	40
Henry							-	-	-			
Iroquois	\$32,760	\$25,480					-	-	X			35
Jo Daviess	\$35,072	\$34,143				Non-Exempt	X	-	-			35
Johnson	\$51,854						-	-	-			
Kane	\$93,522					Exempt	X	-	-			
Kendall							-	-	-			
Knox	\$32,760	\$23,660	\$27,300	\$29,120	\$50,960	Non-Exempt	-	X	X	12-01-2016	11-30-2020	35
LaSalle	\$60,340					Exempt	-	-	X			
Livingston	\$33,813	\$31,278			\$49,745	Non-Exempt	-	-	X			38

# 2021 Statewide Salary & Fringe Benefits Survey

Name of County:	Chief Deputy Supervisor Assessments - Current Salary	Chief Deputy Supervisor Assessments - Starting Salary	Chief Deputy Supervisor Assessments - Step 1	Chief Deputy Supervisor Assessments - Step 2	Chief Deputy Supervisor Assessments - Maximum Salary	Chief Deputy Supervisor Assessments - Status	Chief Deputy Supervisor Assessments - Merit Increase	Chief Deputy Supervisor Assessments - Longevity Increase	Chief Deputy Supervisor Assessments - COLA	Chief Deputy Supervisor Assessments - Union Contract Start Date	Chief Deputy Supervisor Assessments - Union Contract End Date	Chief Deputy Supervisor Assessments - # Hours Worked Per Week
Macon							-	-	-			
Macoupin							-	-	-			
Madison	\$78,686					Exempt	-	-	-			40
Marshall	\$40,206						-	-	-			
Mason							-	-	-			
Menard	\$39,710					Non-Exempt	-	-	-			
Montgomery	\$35,237					Non-Exempt	-	-	-			35
Ogle							-	-	-			
Pike	\$28,429	\$23,960	\$24,460	\$24,960		Non-Exempt	-	X	X	12-01-2018	11-30-2021	33
Putnam	\$30,668					Non-Exempt	-	-	-			35
Randolph	\$49,121						-	-	-			
Schuyler	\$33,758						-	-	-			
Stephenson	\$42,005	\$23,600				Non-Exempt	-	X	X			35
Tazewell	\$58,492	\$54,843			\$82,214	Exempt	X	-	X			37
Union	\$36,855	\$26,990				Non-Exempt	X	X	-	12-01-2018	11-30-2020	35
Wayne	\$27,591	\$19,500	\$20,475			Non-Exempt	-	-	X			37
Whiteside	\$30,485	\$29,947			\$52,408	Non-Exempt	-	-	X			
Williamson	\$32,575						-	-	-			
Woodford							-	-	-			

# 2021 Statewide Salary & Fringe Benefits Survey

Name of County:	Chief Deputy Treasurer - Current Salary	Chief Deputy Treasurer - Starting Salary	Chief Deputy Treasurer - Step 1	Chief Deputy Treasurer - Step 2	Chief Deputy Treasurer - Maximum Salary	Chief Deputy Treasurer - Status	Chief Deputy Treasurer - Merit Increase	Chief Deputy Treasurer - Longevity Increase	Chief Deputy Treasurer - COLA	Chief Deputy Treasurer - Union Contract Start Date	Chief Deputy Treasurer - Union Contract End Date	Chief Deputy Treasurer - # Hours Worked Per Week
Bond	\$41,252					Non-Exempt	-	X	-	12-01-2019	11-30-2022	70
Boone	\$39,000					Non-Exempt	-	-	-			
Bureau							-	-	-			
Carroll							-	-	-			
Champaign	\$45,396	\$45,396			\$68,094	Exempt	-	-	-			37
Christian	\$35,562	\$35,562	\$37,500	\$40,000		Exempt	-	-	-			
Crawford	\$45,117					Non-Exempt	-	-	-	12-01-2019	11-30-2022	70
Cumberland	\$33,832						-	-	-	12-01-2019	11-30-2022	37
DeWitt	\$27,300						-	-	-			35
Edwards	\$20,930	\$20,930				Non-Exempt	-	X	X			35
Effingham	\$32,760						-	X	X			35
Ford		\$24,375					-	-	-			
Fulton	\$35,271					Non-Exempt	X	X	-	12-01-2018	11-30-2022	35
Grundy	\$35,803						-	-	-			
Hamilton	\$33,613	\$33,301	\$33,613	\$33,821	\$38,189	Non-Exempt	-	X	-	12-01-2019	11-30-2022	40
Henry							-	-	-			
Iroquois	\$40,040	\$25,480					-	-	X			35
Jo Daviess	\$40,240	\$34,143				Non-Exempt	X	-	-			35
Johnson	\$34,881						-	-	-			
Kane	\$87,000					Exempt	X	-	-			
Kendall	\$93,665					Exempt	X	-	-			
Knox	\$47,320	\$23,660	\$27,300	\$29,120	\$50,960	Non-Exempt	-	X	X	12-01-2016	11-30-2020	35
LaSalle	\$78,727					Exempt	-	-	X			
Livingston	\$33,893	\$31,278			\$49,745	Non-Exempt	-	-	X			38

# 2021 Statewide Salary & Fringe Benefits Survey

Name of County:	Chief Deputy Treasurer - Current Salary	Chief Deputy Treasurer - Starting Salary	Chief Deputy Treasurer - Step 1	Chief Deputy Treasurer - Step 2	Chief Deputy Treasurer - Maximum Salary	Chief Deputy Treasurer - Status	Chief Deputy Treasurer - Merit Increase	Chief Deputy Treasurer - Longevity Increase	Chief Deputy Treasurer - COLA	Chief Deputy Treasurer - Union Contract Start Date	Chief Deputy Treasurer - Union Contract End Date	Chief Deputy Treasurer - # Hours Worked Per Week
Macon	\$47,825						-	-	-			35
Macoupin							-	-	-			
Madison	\$81,806					Exempt	-	-	-			40
Marshall	\$40,206						-	-	-			
Mason		\$29,996	\$31,013	\$32,049	\$41,676		-	X	X			
Menard	\$35,656					Non-Exempt	-	-	-			
Montgomery	\$35,740					Non-Exempt	-	-	-			35
Ogle	\$49,525					Non-Exempt	-	-	X			35
Pike	\$39,578	\$23,960	\$24,460	\$24,960		Non-Exempt	-	X	X	12-01-2018	11-30-2021	33
Putnam	\$25,500					Non-Exempt	-	-	-			20
Randolph	\$50,771						-	-	-			
Schuyler	\$33,758						-	-	-			
Stephenson	\$33,150	\$24,570				Non-Exempt	-	X	X			35
Tazewell	\$57,952	\$54,843			\$82,214	Exempt	X	-	X			37
Union	\$36,855	\$26,990				Non-Exempt	X	X	-	12-01-2018	11-30-2020	35
Wayne	\$31,044	\$19,500	\$20,475			Non-Exempt	-	-	X	12-01-2019	11-30-2020	37
Whiteside	\$33,677	\$29,947			\$52,408	Non-Exempt	-	-	X			
Williamson	\$49,067						-	-	-			
Woodford	\$40,581					Non-Exempt	-	-	X			

# 2021 Statewide Salary & Fringe Benefits Survey

Name of County:	Clerk - Current Salary	Clerk - Starting Salary	Clerk - Step 1	Clerk - Step 2	Clerk - Maximum Salary	Clerk - Status	Clerk - Merit Increase	Clerk - Longevity Increase	Clerk - COLA	Clerk - Union Contract Start Date	Clerk - Union Contract End Date	Clerk - # Hours Worked Per Week
Bond	\$25,826					Non-Exempt	-	X	-	12-01-2019	11-30-2022	70
Boone							-	-	-			
Bureau	\$18,200					Non-Exempt	-	-	-	12-01-2019	11-30-2022	35
Carroll		\$22,367					X	-	-	12-01-2019	11-30-2021	35
Champaign	\$33,026	\$15,111			\$48,321	Non-Exempt	-	-	-	01-01-2019	12-31-2021	37
Christian	\$22,913	\$22,913	\$23,733			Non-Exempt	-	-	-	12-01-2018	11-30-2022	35
Crawford							-	-	-			
Cumberland							-	-	-			
DeWitt		\$21,840					-	-	-			35
Edwards							-	-	-			
Effingham	\$32,760	\$20,020	\$25,480	\$29,120	\$32,760		-	X	X			35
Ford		\$23,400					-	-	-			
Fulton							-	-	-			
Grundy	\$30,940						-	-	-			
Hamilton	\$34,320					Non-Exempt	-	-	-			
Henry							-	-	-			
Iroquois	\$23,660	\$21,840					-	X	-	12-01-2020	11-30-2023	35
Jo Daviess	\$31,363	\$28,465				Non-Exempt	X	-	-			35
Johnson							-	-	-			
Kane	\$35,840					Non-Exempt	X	-	-	12-01-2017	11-30-2021	35
Kendall	\$26,954					Non-Exempt	-	-	X	12-01-2019	11-30-2023	37
Knox	\$27,040	\$27,040	\$31,200	\$33,280	\$58,240	Non-Exempt	-	X	X	12-01-2016	11-30-2020	35
LaSalle	\$35,360					Non-Exempt	-	X	X			
Livingston	\$27,508	\$19,695			\$35,841	Non-Exempt	-	-	X			38

# 2021 Statewide Salary & Fringe Benefits Survey

Name of County:	Clerk - Current Salary	Clerk - Starting Salary	Clerk - Step 1	Clerk - Step 2	Clerk - Maximum Salary	Clerk - Status	Clerk - Merit Increase	Clerk - Longevity Increase	Clerk - COLA	Clerk - Union Contract Start Date	Clerk - Union Contract End Date	Clerk - # Hours Worked Per Week
Macon							-	-	-			
Macoupin							-	X	X			
Madison	\$36,358	\$32,989	\$32,989	\$35,235	\$41,454	Non-Exempt	-	-	-	12-1-2016	11-30-2020	40
Marshall							-	-	-			
Mason		\$24,962	\$25,875	\$26,913	\$35,872		-	X	X			
Menard	\$31,603					Non-Exempt	-	-	-			
Montgomery							-	-	-			
Ogle		\$28,379			\$51,386	Non-Exempt	-	X	X	12-01-2019	11-30-2023	35
Pike	\$24,780	\$23,460	\$23,960	\$24,460		Non-Exempt	-	X	X	12-01-2018	11-30-2021	33
Putnam							-	-	-			
Randolph	\$49,121						-	-	-			
Schuyler							-	-	-			
Stephenson	\$23,496	\$21,676				Non-Exempt	-	X	X	12-01-2019	11-30-2020	35
Tazewell	\$14,300						-	-	X	12-01-2017	11-30-2020	25
Union	\$36,855	\$26,990				Non-Exempt	X	X	-	12-01-2018	11-30-2020	35
Wayne	\$27,396	\$19,500	\$20,475			Non-Exempt	-	-	X	12-01-2019	11-30-2020	37
Whiteside							-	-	-			
Williamson							-	-	-			
Woodford	\$34,000					Non-Exempt	-	-	X			

# 2021 Statewide Salary & Fringe Benefits Survey

Name of County:	Executive/Judicial Secretary - Current Salary	Executive/Judicial Secretary - Starting Salary	Executive/Judicial Secretary - Step 1	Executive/Judicial Secretary - Step 2	Executive/Judicial Secretary - Maximum Salary	Executive/Judicial Secretary - Status	Executive/Judicial Secretary - Merit Increase	Executive/Judicial Secretary - Longevity Increase	Executive/Judicial Secretary - COLA	Executive/Judicial Secretary - Union Contract Start Date	Executive/Judicial Secretary - Union Contract End Date	Executive/Judicial Secretary - # Hours Worked Per Week
Bond							-	-	-			
Boone							-	-	-			
Bureau	\$30,940					Non-Exempt	-	-	-			35
Carroll							-	-	-			
Champaign	\$45,988	\$30,030			\$98,495	Non-Exempt	-	-	-	01-01-2019	12-31-2021	37
Christian							-	-	-			
Crawford							-	-	-			
Cumberland							-	-	-			
DeWitt	\$32,760	\$25,480					-	-	-			35
Edwards							-	-	-			
Effingham	\$41,860						-	X	X			35
Ford	\$39,245						-	-	-			
Fulton	\$39,596					Non-Exempt	X	-	-			
Grundy	\$40,684						-	-	-			
Hamilton							-	-	-			
Henry							-	-	-			
Iroquois	\$29,120						-	-	X			35
Jo Daviess	\$40,082	\$39,021				Non-Exempt	X	-	-			40
Johnson							-	-	-			
Kane	\$61,389					Non-Exempt	X	-	-			35
Kendall	\$44,500					Non-Exempt	X	-	-			
Knox	\$35,763	\$28,173			\$45,063	Exempt	-	-	X			35
LaSalle	\$45,760					Non-Exempt	-	X	X			
Livingston	\$49,745	\$31,278			\$49,745	Non-Exempt	-	-	X			38

# 2021 Statewide Salary & Fringe Benefits Survey

Name of County:	Executive/Judicial Secretary - Current Salary	Executive/Judicial Secretary - Starting Salary	Executive/Judicial Secretary - Step 1	Executive/Judicial Secretary - Step 2	Executive/Judicial Secretary - Maximum Salary	Executive/Judicial Secretary - Status	Executive/Judicial Secretary - Merit Increase	Executive/Judicial Secretary - Longevity Increase	Executive/Judicial Secretary - COLA	Executive/Judicial Secretary - Union Contract Start Date	Executive/Judicial Secretary - Union Contract End Date	Executive/Judicial Secretary - # Hours Worked Per Week
Macon							-	-	-			
Macoupin							-	-	-			
Madison	\$60,382					Non-Exempt	-	-	-			40
Marshall							-	-	-			
Mason							-	-	-			
Menard	\$43,568					Non-Exempt	-	-	-			
Montgomery							-	-	-			
Ogle	\$50,905					Non-Exempt	-	-	X			35
Pike							-	-	-			
Putnam							-	-	-			
Randolph	\$49,121						-	-	-			
Schuyler							-	-	-			
Stephenson							-	-	-			
Tazewell							-	-	-			
Union							-	-	-			
Wayne							-	-	-			
Whiteside							-	-	-			
Williamson	\$42,606						-	-	-			
Woodford	\$37,025					Non-Exempt	-	-	X			

# 2021 Statewide Salary & Fringe Benefits Survey

Name of County:	Facilities Services Manager - Current Salary	Facilities Services Manager - Starting Salary	Facilities Services Manager - Step 1	Facilities Services Manager - Step 2	Facilities Services Manager - Maximum Salary	Facilities Services Manager - Status	Facilities Services Manager - Merit Increase	Facilities Services Manager - Longevity Increase	Facilities Services Manager - COLA	Facilities Services Manager - Union Contract Start Date	Facilities Services Manager - Union Contract End Date	Facilities Services Manager - # Hours Worked Per Week
Bond							-	-	-			
Boone							-	-	-			
Bureau							-	-	-			
Carroll							-	-	-			
Champaign	\$76,460	\$55,328			\$82,992	Exempt	-	-	-			40
Christian							-	-	-			
Crawford							-	-	-			
Cumberland							-	-	-			
DeWitt							-	-	-			
Edwards							-	-	-			
Effingham							-	-	-			
Ford							-	-	-			
Fulton							-	-	-			
Grundy							-	-	-			
Hamilton							-	-	-			
Henry							-	-	-			
Iroquois	\$41,860						-	-	X			35
Jo Daviess	\$36,338	\$36,338				Non-Exempt	X	-	-			40
Johnson							-	-	-			
Kane	\$93,889					Exempt	X	-	-			
Kendall							-	-	-			
Knox							-	-	-			
LaSalle							-	-	-			
Livingston							-	-	-			

# 2021 Statewide Salary & Fringe Benefits Survey

Name of County:	Facilities Services Manager - Current Salary	Facilities Services Manager - Starting Salary	Facilities Services Manager - Step 1	Facilities Services Manager - Step 2	Facilities Services Manager - Maximum Salary	Facilities Services Manager - Status	Facilities Services Manager - Merit Increase	Facilities Services Manager - Longevity Increase	Facilities Services Manager - COLA	Facilities Services Manager - Union Contract Start Date	Facilities Services Manager - Union Contract End Date	Facilities Services Manager - # Hours Worked Per Week
Macon							-	-	-			
Macoupin	\$49,440						-	X	X			
Madison	\$78,686					Non-Exempt	-	-	-			40
Marshall							-	-	-			
Mason							-	-	-			
Menard							-	-	-			
Montgomery							-	-	-			
Ogle							-	-	-			
Pike							-	-	-			
Putnam							-	-	-			
Randolph							-	-	-			
Schuyler							-	-	-			
Stephenson	\$58,510	\$22,695				Non-Exempt	-	X	X			35
Tazewell							-	-	-			
Union							-	-	-			
Wayne							-	-	-			
Whiteside							-	-	-			
Williamson							-	-	-			
Woodford							-	-	-			

# 2021 Statewide Salary & Fringe Benefits Survey

Name of County:	GIS Coordinator - Current Salary	GIS Coordinator - Starting Salary	GIS Coordinator - Step 1	GIS Coordinator - Step 2	GIS Coordinator - Maximum Salary	GIS Coordinator - Status	GIS Coordinator - Merit Increase	GIS Coordinator - Longevity Increase	GIS Coordinator - COLA	GIS Coordinator - Union Contract Start Date	GIS Coordinator - Union Contract End Date	GIS Coordinator - # Hours Worked Per Week
Bond							-	-	-			
Boone							-	-	-			
Bureau	\$43,680					Non-Exempt	-	-	-	12-01-2019	11-30-2022	35
Carroll	\$54,486						X	-	-			
Champaign	\$87,808	\$74,158			\$111,247	Exempt	-	-	-			37
Christian							-	-	-			
Crawford							-	-	-			
Cumberland							-	-	-			
DeWitt							-	-	-			
Edwards							-	-	-			
Effingham	\$47,320						-	X	X			35
Ford							-	-	-			
Fulton							-	-	-			
Grundy	\$50,544						-	-	-			
Hamilton							-	-	-			
Henry							-	-	-			
Iroquois							-	-	-			
Jo Daviess	\$57,094	\$44,411				Exempt	X	-	-			40
Johnson							-	-	-			
Kane	\$63,061					Exempt	X	-	-			
Kendall	\$73,185					Exempt	X	-	-			
Knox	\$50,978	\$37,492			\$59,987	Exempt	-	-	X			35
LaSalle	\$47,320					Non-Exempt	-	X	X			
Livingston	\$43,560	\$31,278			\$49,745	Non-Exempt	-	-	X			38

# 2021 Statewide Salary & Fringe Benefits Survey

Name of County:	GIS Coordinator - Current Salary	GIS Coordinator - Starting Salary	GIS Coordinator - Step 1	GIS Coordinator - Step 2	GIS Coordinator - Maximum Salary	GIS Coordinator - Status	GIS Coordinator - Merit Increase	GIS Coordinator - Longevity Increase	GIS Coordinator - COLA	GIS Coordinator - Union Contract Start Date	GIS Coordinator - Union Contract End Date	GIS Coordinator - # Hours Worked Per Week
Macon							-	-	-			
Macoupin	\$46,770						-	-	X			
Madison	\$70,574					Non-Exempt	-	-	-			40
Marshall							-	-	-			
Mason							-	-	-			
Menard							-	-	-			
Montgomery	\$38,637					Non-Exempt	-	-	-			35
Ogle	\$66,666					Non-Exempt	-	-	X			40
Pike							-	-	-			
Putnam	\$21,178					Exempt	-	-	-			
Randolph							-	-	-			
Schuyler							-	-	-			
Stephenson	\$51,633	\$33,488				Non-Exempt	-	X	X			
Tazewell	\$52,066	\$48,818			\$73,023	Exempt	X	-	X			37
Union							-	-	-			
Wayne							-	-	-			
Whiteside	\$59,486	\$44,003			\$77,005	Exempt	-	-	X			
Williamson							-	-	-			
Woodford	\$37,297					Non-Exempt	-	-	X			

# 2021 Statewide Salary & Fringe Benefits Survey

Name of County:	IT Support/IT Assistant - Current Salary	IT Support/IT Assistant - Starting Salary	IT Support/IT Assistant - Step 1	IT Support/IT Assistant - Step 2	IT Support/IT Assistant - Maximum Salary	IT Support/IT Assistant - Status	IT Support/IT Assistant - Merit Increase	IT Support/IT Assistant - Longevity Increase	IT Support/IT Assistant - COLA	IT Support/IT Assistant - Union Contract Start Date	IT Support/IT Assistant - Union Contract End Date	IT Support/IT Assistant - # Hours Worked Per Week
Bond							-	-	-			
Boone							-	-	-			
Bureau							-	-	-			
Carroll							-	-	-			
Champaign	\$55,585	\$32,058			\$104,362	Exempt	-	-	-			37
Christian							-	-	-			
Crawford							-	-	-			
Cumberland							-	-	-			
DeWitt							-	-	-			
Edwards							-	-	-			
Effingham	\$67,340						-	X	X			35
Ford							-	-	-			
Fulton							-	-	-			
Grundy							-	-	-			
Hamilton							-	-	-			
Henry							-	-	-			
Iroquois							-	-	-			
Jo Daviess	\$53,262	\$41,725				Exempt	X	-	-			40
Johnson							-	-	-			
Kane	\$45,633					Exempt	X	-	-			
Kendall	\$46,844					Non-Exempt	X	-	-			
Knox	\$33,779	\$30,976			\$49,576	Exempt	-	-	X			35
LaSalle	\$44,000					Exempt	-	-	X			
Livingston	\$43,000	\$31,278			\$49,745	Non-Exempt	-	-	X			38

# 2021 Statewide Salary & Fringe Benefits Survey

Name of County:	IT Support/IT Assistant - Current Salary	IT Support/IT Assistant - Starting Salary	IT Support/IT Assistant - Step 1	IT Support/IT Assistant - Step 2	IT Support/IT Assistant - Maximum Salary	IT Support/IT Assistant - Status	IT Support/IT Assistant - Merit Increase	IT Support/IT Assistant - Longevity Increase	IT Support/IT Assistant - COLA	IT Support/IT Assistant - Union Contract Start Date	IT Support/IT Assistant - Union Contract End Date	IT Support/IT Assistant - # Hours Worked Per Week
Macon							-	-	-			
Macoupin							-	-	-			
Madison	\$59,009					Non-Exempt	-	-	-			40
Marshall							-	-	-			
Mason							-	-	-			
Menard							-	-	-			
Montgomery	\$42,000					Non-Exempt	-	-	-			40
Ogle	\$46,350					Non-Exempt	-	-	X			40
Pike							-	-	-			
Putnam							-	-	-			
Randolph							-	-	-			
Schuyler							-	-	-			
Stephenson							-	-	-			
Tazewell	\$39,520	\$37,440			\$56,160	Non-Exempt	X	-	X			40
Union							-	-	-			
Wayne							-	-	-			
Whiteside	\$42,275	\$37,725			\$66,019	Exempt	-	-	X			
Williamson							-	-	-			
Woodford							-	-	-			

# 2021 Statewide Salary & Fringe Benefits Survey

Name of County:	Legal Secretary - Current Salary	Legal Secretary - Starting Salary	Legal Secretary - Step 1	Legal Secretary - Step 2	Legal Secretary - Maximum Salary	Legal Secretary - Status	Legal Secretary - Merit Increase	Legal Secretary - Longevity Increase	Legal Secretary - COLA	Legal Secretary - Union Contract Start Date	Legal Secretary - Union Contract End Date	Legal Secretary - # Hours Worked Per Week
Bond	\$42,897					Non-Exempt	-	X	-	12-01-2019	11-30-2022	70
Boone							-	-	-			
Bureau	\$30,940	\$18,200				Non-Exempt	-	-	-			35
Carroll							-	-	-			
Champaign	\$37,418	\$27,489			\$48,321	Non-Exempt	-	-	-	01-01-2019	12-31-2021	37
Christian	\$22,913	\$22,913	\$23,733			Non-Exempt	-	-	-	12-01-2018	11-30-2022	35
Crawford	\$27,063					Non-Exempt	-	-	-			70
Cumberland							-	-	-			
DeWitt		\$23,660					-	-	-			35
Edwards	\$14,950	\$14,950				Non-Exempt	-	X	X			25
Effingham							-	-	-			
Ford	\$41,360						-	-	-			
Fulton							-	-	-			
Grundy	\$35,484						-	-	-			
Hamilton	\$33,426					Non-Exempt	-	-	-			
Henry							-	-	-			
Iroquois	\$21,840						-	-	1.00			35
Jo Daviess	\$29,248	\$28,465				Non-Exempt	X	-	-			35
Johnson							-	-	-			
Kane	\$37,330					Non-Exempt	X	-	-			35
Kendall	\$45,998					Non-Exempt	X	-	-			
Knox	\$23,660	\$23,660	\$27,300	\$29,120	\$50,960	Non-Exempt	-	X	X	12-01-2016	11-30-2020	35
LaSalle	\$35,360					Non-Exempt	-	X	X			
Livingston	\$33,992	\$25,487			\$41,320	Non-Exempt	-	-	X			38

# 2021 Statewide Salary & Fringe Benefits Survey

Name of County:	Legal Secretary - Current Salary	Legal Secretary - Starting Salary	Legal Secretary - Step 1	Legal Secretary - Step 2	Legal Secretary - Maximum Salary	Legal Secretary - Status	Legal Secretary - Merit Increase	Legal Secretary - Longevity Increase	Legal Secretary - COLA	Legal Secretary - Union Contract Start Date	Legal Secretary - Union Contract End Date	Legal Secretary - # Hours Worked Per Week
Macon							-	-	-			
Macoupin	\$35,700	\$25,000					-	-	X			
Madison	\$48,568	\$39,853	\$39,853	\$42,203	\$48,568	Non-Exempt	-	-	-	12-1-2016	11-30-2020	40
Marshall							-	-	-			
Mason							-	-	-			
Menard							-	-	-			
Montgomery	\$28,627					Non-Exempt	-	-	-			35
Ogle	\$35,244					Non-Exempt	-	-	X			35
Pike	\$42,157	\$23,460	\$23,960	\$24,460		Non-Exempt	-	X	X	12-01-2018	11-30-2021	35
Putnam	\$35,057					Non-Exempt	-	-	-			40
Randolph	\$50,771						-	-	-			
Schuyler	\$42,421						-	-	-			
Stephenson							-	-	-			
Tazewell							-	-	-			
Union							-	-	-			
Wayne	\$39,460	\$29,250				Non-Exempt	-	-	X			37
Whiteside	\$33,044	\$29,947			\$52,408	Non-Exempt	-	-	X			
Williamson	\$24,788						-	-	-			
Woodford	\$45,483					Non-Exempt	-	-	X			

# 2021 Statewide Salary & Fringe Benefits Survey

Name of County:	Probation Officer - Current Salary	Probation Officer - Starting Salary	Probation Officer - Step 1	Probation Officer - Step 2	Probation Officer - Maximum Salary	Probation Officer - Status	Probation Officer - Merit Increase	Probation Officer - Longevity Increase	Probation Officer - COLA	Probation Officer - Union Contract Start Date	Probation Officer - Union Contract End Date	Probation Officer - # Hours Worked Per Week
Bond							-	-	-			
Boone							-	-	-			
Bureau							-	-	-			
Carroll		\$36,258					X	-	-			
Champaign	\$43,934	\$35,646			\$63,921	Non-Exempt	-	-	-	01-01-2020	12-31-2022	37
Christian	\$34,216	\$34,216	\$34,944			Non-Exempt	-	-	-	12-01-2018	11-30-2022	35
Crawford							-	-	-			
Cumberland							-	-	-			
DeWitt							-	-	-			
Edwards							-	-	-			
Effingham	\$37,599	\$36,058					-	X	-	12-01-2017	11-30-2021	35
Ford	\$34,959						-	-	-			
Fulton							-	-	-			
Grundy							-	-	-			
Hamilton							-	-	-			
Henry							-	-	-			
Iroquois	\$61,880						X	X	-	12-01-2019	11-30-2022	35
Jo Daviess	\$48,452	\$35,203				Exempt	X	-	-			35
Johnson							-	-	-			
Kane	\$48,142					Non-Exempt	X	-	-	06-11-2018	11-30-2020	37
Kendall	\$40,844					Non-Exempt	-	-	X	12-01-2017	11-30-2021	37
Knox							-	-	-			
LaSalle	\$39,520					Non-Exempt	-	X	X			
Livingston		\$38,240			\$58,500	Non-Exempt	-	X	X	12-01-2019	11-30-2022	38

# 2021 Statewide Salary & Fringe Benefits Survey

Name of County:	Probation Officer - Current Salary	Probation Officer - Starting Salary	Probation Officer - Step 1	Probation Officer - Step 2	Probation Officer - Maximum Salary	Probation Officer - Status	Probation Officer - Merit Increase	Probation Officer - Longevity Increase	Probation Officer - COLA	Probation Officer - Union Contract Start Date	Probation Officer - Union Contract End Date	Probation Officer - # Hours Worked Per Week
Macon	\$55,000						-	-	-			35
Macoupin		\$34,000					-	X	X			
Madison	\$72,280	\$47,985	\$47,985	\$54,870	\$72,280	Non-Exempt	-	-	-	12-1-2016	11-30-2020	40
Marshall	\$55,641						-	-	-			
Mason		\$34,500					X	X	X			
Menard	\$51,279					Non-Exempt	-	-	-			
Montgomery	\$82,595					Non-Exempt	-	-	-			35
Ogle		\$35,203			\$75,417	Non-Exempt	X	-	X	12-01-2019	11-30-2022	35
Pike	\$37,332	\$34,500				Non-Exempt	-	X	-			35
Putnam	\$39,388					Exempt	-	-	-			35
Randolph							-	-	-			
Schuyler	\$55,181						-	-	-			
Stephenson	\$35,897	\$33,031	\$34,683			Non-Exempt	X	X	X	01-01-2020	12-31-2021	35
Tazewell	\$43,680	\$43,680					-	-	X	12-01-2017	11-30-2021	40
Union							-	-	-			
Wayne							-	-	-			
Whiteside	\$48,066	\$37,725			\$66,019	Non-Exempt	-	-	X	12-01-2017	11-30-2020	40
Williamson							-	-	-			
Woodford	\$35,589					Non-Exempt	-	-	X			

# 2021 Statewide Salary & Fringe Benefits Survey

Name of County:	Tax Extension Specialist - Current Salary	Tax Extension Specialist - Starting Salary	Tax Extension Specialist - Step 1	Tax Extension Specialist - Step 2	Tax Extension Specialist - Maximum Salary	Tax Extension Specialist - Status	Tax Extension Specialist - Merit Increase	Tax Extension Specialist - Longevity Increase	Tax Extension Specialist - COLA	Tax Extension Specialist - Union Contract Start Date	Tax Extension Specialist - Union Contract End Date	Tax Extension Specialist - # Hours Worked Per Week
Bond							-	-	-			
Boone							-	-	-			
Bureau							-	-	-			
Carroll							-	-	-			
Champaign	\$42,433	\$32,058			\$68,426	Non-Exempt	-	-	-	01-01-2019	12-31-2021	37
Christian							-	-	-			
Crawford							-	-	-			
Cumberland							-	-	-			
DeWitt							-	-	-			
Edwards							-	-	-			
Effingham							-	-	-			
Ford							-	-	-			
Fulton							-	-	-			
Grundy							-	-	-			
Hamilton							-	-	-			
Henry							-	-	-			
Iroquois	\$21,840	\$21,840					-	X	-	12-01-2020	11-30-2023	35
Jo Daviess							-	-	-			
Johnson							-	-	-			
Kane	\$91,365					Exempt	X	-	-			
Kendall	\$59,369					Exempt	X	-	-			
Knox	\$27,300	\$23,660	\$27,300	\$29,120	\$50,960	Non-Exempt	-	X	X	12-01-2016	11-30-2020	35
LaSalle	\$41,600					Non-Exempt	-	X	X			
Livingston	\$30,725	\$25,487			\$41,320	Non-Exempt	-	-	X			

# 2021 Statewide Salary & Fringe Benefits Survey

Name of County:	Tax Extension Specialist - Current Salary	Tax Extension Specialist - Starting Salary	Tax Extension Specialist - Step 1	Tax Extension Specialist - Step 2	Tax Extension Specialist - Maximum Salary	Tax Extension Specialist - Status	Tax Extension Specialist - Merit Increase	Tax Extension Specialist - Longevity Increase	Tax Extension Specialist - COLA	Tax Extension Specialist - Union Contract Start Date	Tax Extension Specialist - Union Contract End Date	Tax Extension Specialist - # Hours Worked Per Week
Macon							-	-	-			
Macoupin							-	-	-			
Madison							-	-	-			
Marshall							-	-	-			
Mason							-	-	-			
Menard							-	-	-			
Montgomery							-	-	-			
Ogle	\$44,386					Non-Exempt	-	-	X			35
Pike	\$28,660	\$23,460	\$23,960	\$24,460		Non-Exempt	-	X	X	12-01-2018	11-30-2021	33
Putnam							-	-	-			
Randolph							-	-	-			
Schuyler							-	-	-			
Stephenson							-	-	-			
Tazewell	\$50,024	\$34,632			\$51,948		X	-	X	12-01-2017	11-30-2020	37
Union							-	-	-			
Wayne							-	-	-			
Whiteside							-	-	-			
Williamson							-	-	-			
Woodford							-	-	-			

# 2021 Statewide Salary & Fringe Benefits Survey

Name of County:	Victim/ Witness Assistant - Current Salary	Victim/ Witness Assistant - Starting Salary	Victim/ Witness Assistant - Step 1	Victim/ Witness Assistant - Step 2	Victim/ Witness Assistant - Maximum Salary	Victim/ Witness Assistant - Status	Victim/ Witness Assistant - Merit Increase	Victim/ Witness Assistant - Longevity Increase	Victim/ Witness Assistant - COLA	Victim/ Witness Assistant - Union Contract Start Date	Victim/ Witness Assistant - Union Contract End Date	Victim/ Witness Assistant - # Hours Worked Per Week
Bond	\$25,250					Non-Exempt	-	X	-			
Boone							-	-	-			
Bureau	\$40,040					Non-Exempt	-	-	-			35
Carroll	\$13,946						-	-	-			
Champaign	\$68,426	\$35,334			\$58,461	Non-Exempt	-	-	-	01-01-2019	12-31-2021	37
Christian	\$36,031					Non-Exempt	-	-	-			
Crawford							-	-	-			
Cumberland							-	-	-			
DeWitt							-	-	-			
Edwards	\$15,194	\$15,194				Non-Exempt	-	-	-			15
Effingham	\$40,040						-	X	X			35
Ford							-	-	-			
Fulton							-	-	-			
Grundy							-	-	-			
Hamilton	\$30,000					Exempt	-	-	-			
Henry	\$32,000						-	-	-			
Iroquois							-	-	-			
Jo Daviess	\$41,035	\$34,143				Non-Exempt	X	-	-			35
Johnson	\$25,646						-	-	-			
Kane	\$36,680					Non-Exempt	X	-	-			35
Kendall	\$53,705					Non-Exempt	X	-	-			
Knox	\$30,212	\$25,607			\$40,968	Exempt	-	-	X			35
LaSalle	\$40,000					Exempt	-	-	X			
Livingston	\$34,800	\$25,487			\$41,320	Non-Exempt	-	-	X			

# 2021 Statewide Salary & Fringe Benefits Survey

Name of County:	Victim/ Witness Assistant - Current Salary	Victim/ Witness Assistant - Starting Salary	Victim/ Witness Assistant - Step 1	Victim/ Witness Assistant - Step 2	Victim/ Witness Assistant - Maximum Salary	Victim/ Witness Assistant - Status	Victim/ Witness Assistant - Merit Increase	Victim/ Witness Assistant - Longevity Increase	Victim/ Witness Assistant - COLA	Victim/ Witness Assistant - Union Contract Start Date	Victim/ Witness Assistant - Union Contract End Date	Victim/ Witness Assistant - # Hours Worked Per Week
Macon	\$47,012						-	-	-			35
Macoupin	\$30,299	\$25,000					-	-	X			
Madison							-	-	-			
Marshall	\$40,633						-	-	-			
Mason							-	-	-			
Menard	\$19,968					Non-Exempt	-	-	-			
Montgomery							-	-	-			
Ogle	\$43,714					Non-Exempt	-	-	X			35
Pike	\$32,202	\$30,000				Non-Exempt	-	-	-			35
Putnam							-	-	-			
Randolph	\$50,741						-	-	-			
Schuyler							-	-	-			
Stephenson							-	-	-			
Tazewell							-	-	-			
Union							-	-	-			
Wayne							-	-	-			
Whiteside	\$38,553	\$37,725			\$66,019	Non-Exempt	-	-	X			
Williamson							-	-	-			
Woodford	\$39,807					Non-Exempt	-	-	X			

# 2021 Statewide Salary & Fringe Benefits Survey

Name of County:	Youth Officer - Current Salary	Youth Officer - Starting Salary	Youth Officer - Step 1	Youth Officer - Step 2	Youth Officer - Maximum Salary	Youth Officer - Status	Youth Officer - Merit Increase	Youth Officer - Longevity Increase	Youth Officer - COLA	Youth Officer - Union Contract Start Date	Youth Officer - Union Contract End Date	Youth Officer - # Hours Worked Per Week
Bond							-	-	-			
Boone							-	-	-			
Bureau							-	-	-			
Carroll							-	-	-			
Champaign	\$74,537	\$52,042			\$78,021	Non-Exempt	-	X	-	01-01-2020	12-31-2022	40
Christian							-	-	-			
Crawford							-	-	-			
Cumberland							-	-	-			
DeWitt							-	-	-			
Edwards							-	-	-			
Effingham							-	-	-			
Ford	\$55,780						-	-	-			
Fulton							-	-	-			
Grundy							-	-	-			
Hamilton							-	-	-			
Henry							-	-	-			
Iroquois							-	-	-			
Jo Daviess							-	-	-			
Johnson							-	-	-			
Kane	\$45,191						-	-	-	06-11-2018	11-30-2020	40
Kendall	\$44,285					Non-Exempt	-	-	X	12-01-2019	11-30-2021	
Knox							-	-	-			
LaSalle	\$39,520					Non-Exempt	-	X	X			
Livingston							-	-	-			

# 2021 Statewide Salary & Fringe Benefits Survey

Name of County:	Youth Officer - Current Salary	Youth Officer - Starting Salary	Youth Officer - Step 1	Youth Officer - Step 2	Youth Officer - Maximum Salary	Youth Officer - Status	Youth Officer - Merit Increase	Youth Officer - Longevity Increase	Youth Officer - COLA	Youth Officer - Union Contract Start Date	Youth Officer - Union Contract End Date	Youth Officer - # Hours Worked Per Week
Macon							-	-	-			
Macoupin							-	-	-			
Madison							-	-	-			
Marshall							-	-	-			
Mason							-	-	-			
Menard							-	-	-			
Montgomery	\$46,128					Non-Exempt	-	-	-			35
Ogle							-	-	-			
Pike							-	-	-			
Putnam							-	-	-			
Randolph							-	-	-			
Schuyler							-	-	-			
Stephenson							-	-	-			
Tazewell							-	-	-			
Union							-	-	-			
Wayne							-	-	-			
Whiteside							-	-	-			
Williamson							-	-	-			
Woodford	\$55,199					Non-Exempt	-	-	X			

# 2021 Statewide Salary & Fringe Benefits Survey

Name of County:	Building Inspector - Current Salary	Building Inspector - Starting Salary	Building Inspector - Step 1	Building Inspector - Step 2	Building Inspector - Maximum Salary	Building Inspector - Status	Building Inspector - Merit Increase	Building Inspector - Longevity Increase	Building Inspector - COLA	Building Inspector - Union Contract Start Date	Building Inspector - Union Contract End Date	Building Inspector - # Hours Worked Per Week
Bond							-	-	-			
Boone	\$67,683					Non-Exempt	-	-	-			
Bureau							-	-	-			
Carroll							-	-	-			
Champaign							-	-	-			
Christian							-	-	-			
Crawford							-	-	-			
Cumberland							-	-	-			
DeWitt							-	-	-			
Edwards							-	-	-			
Effingham							-	-	-			
Ford							-	-	-			
Fulton							-	-	-			
Grundy							-	-	-			
Hamilton							-	-	-			
Henry							-	-	-			
Iroquois							-	-	-			
Jo Daviess	\$48,818	\$41,725				Non-Exempt	X	-	-			40
Johnson							-	-	-			
Kane	\$47,861					Non-Exempt	X	-	-			40
Kendall	\$61,264					Exempt	X	-	-			
Knox							-	-	-			
LaSalle	\$45,760					Non-Exempt	-	X	X			
Livingston							-	-	-			

# 2021 Statewide Salary & Fringe Benefits Survey

Name of County:	Building Inspector - Current Salary	Building Inspector - Starting Salary	Building Inspector - Step 1	Building Inspector - Step 2	Building Inspector - Maximum Salary	Building Inspector - Status	Building Inspector - Merit Increase	Building Inspector - Longevity Increase	Building Inspector - COLA	Building Inspector - Union Contract Start Date	Building Inspector - Union Contract End Date	Building Inspector - # Hours Worked Per Week
Macon							-	-	-			
Macoupin							-	-	-			
Madison	\$64,708	\$52,229	\$52,229	\$55,744	\$64,708	Non-Exempt	-	-	-	12-1-2016	11-30-2020	40
Marshall							-	-	-			
Mason							-	-	-			
Menard							-	-	-			
Montgomery							-	-	-			
Ogle							-	-	-			
Pike							-	-	-			
Putnam							-	-	-			
Randolph							-	-	-			
Schuyler							-	-	-			
Stephenson							-	-	-			
Tazewell	\$57,691	\$46,628			\$69,938	Non-Exempt	X	-	X			40
Union							-	-	-			
Wayne							-	-	-			
Whiteside							-	-	-			
Williamson							-	-	-			
Woodford							-	-	-			

# 2021 Statewide Salary & Fringe Benefits Survey

Name of County:	Civil Engineer - Current Salary	Civil Engineer - Starting Salary	Civil Engineer - Step 1	Civil Engineer - Step 2	Civil Engineer - Maximum Salary	Civil Engineer - Status	Civil Engineer - Merit Increase	Civil Engineer - Longevity Increase	Civil Engineer - COLA	Civil Engineer - Union Contract Start Date	Civil Engineer - Union Contract End Date	Civil Engineer - # Hours Worked Per Week
Bond							-	-	-			
Boone							-	-	-			
Bureau	\$72,800					Non-Exempt	-	-	-			40
Carroll							-	-	-			
Champaign	\$83,766	\$55,328			\$118,664	Exempt	-	-	-			40
Christian	\$65,000						-	-	-			
Crawford							-	-	-			
Cumberland							-	-	-			
DeWitt							-	-	-			
Edwards							-	-	-			
Effingham	\$78,750					Exempt	-	-	X			
Ford							-	-	-			
Fulton							-	-	-			
Grundy							-	-	-			
Hamilton							-	-	-			
Henry							-	-	-			
Iroquois							-	-	-			
Jo Daviess							-	-	-			
Johnson							-	-	-			
Kane	\$83,805					Exempt	X	-	-			
Kendall							-	-	-			
Knox	\$67,080	\$47,132			\$75,400	Non-Exempt	-	-	X			40
LaSalle	\$66,560					Non-Exempt	-	X	X			
Livingston							-	-	-			

# 2021 Statewide Salary & Fringe Benefits Survey

Name of County:	Civil Engineer - Current Salary	Civil Engineer - Starting Salary	Civil Engineer - Step 1	Civil Engineer - Step 2	Civil Engineer - Maximum Salary	Civil Engineer - Status	Civil Engineer - Merit Increase	Civil Engineer - Longevity Increase	Civil Engineer - COLA	Civil Engineer - Union Contract Start Date	Civil Engineer - Union Contract End Date	Civil Engineer - # Hours Worked Per Week
Macon							-	-	-			
Macoupin							-	-	-			
Madison	\$65,586	\$65,586	\$65,586	\$68,244	\$80,267	Non-Exempt	-	-	-	12-1-2016	11-30-2020	40
Marshall							-	-	-			
Mason							-	-	-			
Menard							-	-	-			
Montgomery							-	-	-			
Ogle	\$81,960					Non-Exempt	-	-	X			40
Pike							-	-	-			
Putnam							-	-	-			
Randolph							-	-	-			
Schuyler							-	-	-			
Stephenson	\$105,000	\$83,000	\$102,000			Non-Exempt	-	X	-			
Tazewell							-	-	-			
Union							-	-	-			
Wayne							-	-	-			
Whiteside							-	-	-			
Williamson							-	-	-			
Woodford	\$65,000					Non-Exempt	-	-	X			

# 2021 Statewide Salary & Fringe Benefits Survey

Name of County:	Custodian/ Housekeeper - Current Salary	Custodian/ Housekeeper - Starting Salary	Custodian/ Housekeeper - Step 1	Custodian/ Housekeeper - Step 2	Custodian/ Housekeeper - Maximum Salary	Custodian/ Housekeeper - Status	Custodian/ Housekeeper - Merit Increase	Custodian/ Housekeeper - Longevity Increase	Custodian/ Housekeeper - COLA	Custodian/ Housekeeper - Union Contract Start Date	Custodian/ Housekeeper - Union Contract End Date	Custodian/ Housekeeper - # Hours Worked Per Week
Bond	\$15,500					Non-Exempt	-	X	-			27.00
Boone							-	-	-			
Bureau							-	-	-			
Carroll	\$35,028						X	-	-			
Champaign	\$30,392	\$25,448			\$45,065	Non-Exempt	-	-	-	01-01-2019	12-31-2021	37
Christian	\$40,677	\$22,731				Non-Exempt	-	-	-	12-01-2018	11-30-2022	35
Crawford	\$34,424						-	-	-	12-01-2019	11-30-2022	80
Cumberland							-	-	-			
DeWitt		\$24,960					-	-	-			40
Edwards							-	-	-			
Effingham							-	-	-			
Ford		\$23,400					-	-	-			
Fulton							-	-	-			
Grundy	\$36,498						-	-	-			
Hamilton	\$33,613	\$33,301	\$33,613	\$33,821	\$38,189	Non-Exempt	-	X	-	12-01-2019	11-30-2022	40
Henry							-	-	-			
Iroquois	\$29,120	\$23,660					-	-	X	12-01-2020	11-30-2023	35
Jo Daviess	\$35,838	\$25,958				Non-Exempt	X	-	-			40
Johnson	\$22,900						-	-	-			
Kane	\$29,180					Non-Exempt	X	-	-			40
Kendall							-	-	-			
Knox	\$56,763	\$47,132			\$75,400	Non-Exempt	-	-	X			40
LaSalle	\$22,880					Non-Exempt	-	X	X			
Livingston	\$24,250	\$21,008			\$38,230	Non-Exempt	-	-	X	12-01-2019	11-30-2022	40

# 2021 Statewide Salary & Fringe Benefits Survey

Name of County:	Custodian/ Housekeeper - Current Salary	Custodian/ Housekeeper - Starting Salary	Custodian/ Housekeeper - Step 1	Custodian/ Housekeeper - Step 2	Custodian/ Housekeeper - Maximum Salary	Custodian/ Housekeeper - Status	Custodian/ Housekeeper - Merit Increase	Custodian/ Housekeeper - Longevity Increase	Custodian/ Housekeeper - COLA	Custodian/ Housekeeper - Union Contract Start Date	Custodian/ Housekeeper - Union Contract End Date	Custodian/ Housekeeper - # Hours Worked Per Week
Macon							-	-	-			
Macoupin							-	-	-			
Madison	\$40,581	\$343,757	\$34,757	\$36,941	\$43,202	Non-Exempt	-	-	-	12-1-2016	11-30-2020	40
Marshall	\$22,000						-	-	-			
Mason							-	-	-			
Menard	\$31,848					Non-Exempt	-	-	-			
Montgomery	\$38,916					Non-Exempt	-	-	-	01-17-2007		40
Ogle		\$40,669			\$46,229	Non-Exempt	-	X	X	12-01-2017	11-30-2023	40
Pike							-	-	-			
Putnam	\$40,804					Non-Exempt	-	-	-			40
Randolph	\$44,110						-	-	-			
Schuyler							-	-	-			
Stephenson	\$44,160	\$21,216				Non-Exempt	-	X	-	01-01-2018	12-31-2021	40
Tazewell							-	-	-			
Union	\$34,798	\$29,390				Non-Exempt	X	-	-	08-01-2018	11-30-2020	40
Wayne	\$29,161	\$20,800	\$21,840			Non-Exempt	-	-	X	12-01-2019	11-30-2020	40
Whiteside	\$28,213	\$22,006			\$38,522	Non-Exempt	-	-	X			
Williamson							-	-	-			
Woodford							-	-	-			

# 2021 Statewide Salary & Fringe Benefits Survey

Name of County:	Engineering Technician III - Current Salary	Engineering Technician III - Starting Salary	Engineering Technician III - Step 1	Engineering Technician III - Step 2	Engineering Technician III - Maximum Salary	Engineering Technician III - Status	Engineering Technician III - Merit Increase	Engineering Technician III - Longevity Increase	Engineering Technician III - COLA	Engineering Technician III - Union Contract Start Date	Engineering Technician III - Union Contract End Date	Engineering Technician III - # Hours Worked Per Week
Bond							-	-	-			
Boone							-	-	-			
Bureau	\$47,840					Non-Exempt	-	-	-	12-01-2019	11-30-2022	40
Carroll							-	-	-			
Champaign	\$56,649	\$37,877			\$56,805	Non-Exempt	-	-	-	01-01-2019	12-31-2021	40
Christian							-	-	-			
Crawford							-	-	-			
Cumberland							-	-	-			
DeWitt							-	-	-			
Edwards							-	-	-			
Effingham	\$54,080					Non-Exempt	-	X	X			40
Ford		\$58,900					-	-	-			
Fulton							-	-	-			
Grundy							-	-	-			
Hamilton							-	-	-			
Henry							-	-	-			
Iroquois	\$45,500	\$43,680					-	-	X	12-01-2020	11-30-2023	35
Jo Daviess							-	-	-			
Johnson							-	-	-			
Kane	\$86,929					Non-Exempt	X	-	-	12-01-2017	11-30-2021	40
Kendall							-	-	-			
Knox		\$54,080	\$56,160	\$56,160		Non-Exempt	-	X	X	12-01-2019	11-30-2023	40
LaSalle	\$64,480					Non-Exempt	-	X	X			
Livingston	\$72,285					Non-Exempt	-	-	X	12-01-2019	11-30-2022	40

# 2021 Statewide Salary & Fringe Benefits Survey

Name of County:	Engineering Technician III - Current Salary	Engineering Technician III - Starting Salary	Engineering Technician III - Step 1	Engineering Technician III - Step 2	Engineering Technician III - Maximum Salary	Engineering Technician III - Status	Engineering Technician III - Merit Increase	Engineering Technician III - Longevity Increase	Engineering Technician III - COLA	Engineering Technician III - Union Contract Start Date	Engineering Technician III - Union Contract End Date	Engineering Technician III - # Hours Worked Per Week
Macon	\$52,956						-	-	-			40
Macoupin							-	-	-			
Madison							-	-	-			
Marshall							-	-	-			
Mason							-	-	-			
Menard							-	-	-			
Montgomery							-	-	-			
Ogle	\$60,320					Non-Exempt	-	-	X			40
Pike	\$73,199					Non-Exempt	-	-	X			40
Putnam							-	-	-			
Randolph							-	-	-			
Schuyler							-	-	-			
Stephenson	\$90,063	\$85,000				Non-Exempt	-	X	-	12-01-2017	11-30-2021	40
Tazewell	\$71,388	\$52,072			\$77,890		X	-	X			40
Union							-	-	-			
Wayne							-	-	-			
Whiteside	\$66,061	\$54,170				Non-Exempt	-	-	X	12-01-2018	11-30-2020	40
Williamson							-	-	-			
Woodford							-	-	-			

# 2021 Statewide Salary & Fringe Benefits Survey

Name of County:	Equipment Operator - Current Salary	Equipment Operator - Starting Salary	Equipment Operator - Step 1	Equipment Operator - Step 2	Equipment Operator - Maximum Salary	Equipment Operator - Status	Equipment Operator - Merit Increase	Equipment Operator - Longevity Increase	Equipment Operator - COLA	Equipment Operator - Union Contract Start Date	Equipment Operator - Union Contract End Date	Equipment Operator - # Hours Worked Per Week
Bond							-	-	-			
Boone							-	-	-			
Bureau							-	-	-			
Carroll							-	-	-			
Champaign							-	-	-			
Christian							-	-	-			
Crawford							-	-	-			
Cumberland							-	-	-			
DeWitt							-	-	-			
Edwards							-	-	-			
Effingham							-	-	-			
Ford							-	-	-			
Fulton							-	-	-			
Grundy							-	-	-			
Hamilton							-	-	-			
Henry							-	-	-			
Iroquois							-	-	-			
Jo Daviess							-	-	-			
Johnson							-	-	-			
Kane							-	-	-			
Kendall							-	-	-			
Knox		\$52,000	\$54,080	\$54,080		Non-Exempt	-	X	X	12-01-2019	11-30-2023	40
LaSalle							-	-	-			

# 2021 Statewide Salary & Fringe Benefits Survey

Name of County:	Equipment Operator - Current Salary	Equipment Operator - Starting Salary	Equipment Operator - Step 1	Equipment Operator - Step 2	Equipment Operator - Maximum Salary	Equipment Operator - Status	Equipment Operator - Merit Increase	Equipment Operator - Longevity Increase	Equipment Operator - COLA	Equipment Operator - Union Contract Start Date	Equipment Operator - Union Contract End Date	Equipment Operator - # Hours Worked Per Week
Livingston							-	-	-			
Macon							-	-	-			
Macoupin							-	-	-			
Madison	\$61,693	\$61,693	\$61,693			Non-Exempt	-	-	-	12-1-2016	11-30-2020	40
Marshall							-	-	-			
Mason							-	-	-			
Menard							-	-	-			
Montgomery	\$53,872					Non-Exempt	-	-	-	07-13-1998		40
Ogle		\$54,080			\$58,240	Non-Exempt	-	-	X			40
Pike							-	-	-			
Putnam							-	-	-			
Randolph							-	-	-			
Schuyler	\$47,387						-	-	-	12-01-2017		
Stephenson							-	-	-			
Tazewell							-	-	-			
Union	\$47,798	\$33,467				Non-Exempt	X	-	-	12-01-2018	11-30-2021	40
Wayne							-	-	-			
Whiteside							-	-	-			
Williamson							-	-	-			
Woodford							-	-	-			

# 2021 Statewide Salary & Fringe Benefits Survey

Name of County:	Highway Foreman - Current Salary	Highway Foreman - Starting Salary	Highway Foreman - Step 1	Highway Foreman - Step 2	Highway Foreman - Maximum Salary	Highway Foreman - Status	Highway Foreman - Merit Increase	Highway Foreman - Longevity Increase	Highway Foreman - COLA	Highway Foreman - Union Contract Start Date	Highway Foreman - Union Contract End Date	Highway Foreman - # Hours Worked Per Week
Bond	\$47,632					Non-Exempt	-	X	-	12-01-2018	11-30-2001	80
Boone	\$49,629					Non-Exempt	-	-	-			
Bureau	\$56,160					Non-Exempt	-	-	-			40
Carroll							-	-	-			
Champaign	\$72,051	\$72,051			\$72,051	Non-Exempt	-	-	-	01-01-2019	12-31-2021	40
Christian	\$51,666	\$50,000				Non-Exempt	-	-	-			
Crawford	\$64,471						-	-	-	09-01-2018	08-31-2023	80
Cumberland	\$42,265						-	-	-			40
DeWitt	\$43,680						-	-	-	12-01-2020	11-30-2022	40
Edwards	\$45,760					Exempt	-	-	X			40
Effingham	\$56,160					Non-Exempt	-	X	X			40
Ford							-	-	-			
Fulton							-	-	-			
Grundy							-	-	-			
Hamilton	\$38,709	\$37,669	\$37,981	\$38,189	\$42,557	Non-Exempt	-	X	-	12-01-2019	11-30-2022	40
Henry							-	-	-			
Iroquois							-	-	-			
Jo Daviess	\$76,212	\$49,789				Exempt	X	-	-			40
Johnson	\$61,817						-	-	-			
Kane	\$89,276					Exempt	X	-	-			
Kendall	\$75,000					Exempt	X	-	-			
Knox	\$62,067	\$57,033			\$91,249	Non-Exempt	-	X	X			40
LaSalle	\$70,720					Non-Exempt	-	X	X			
Livingston	\$74,688	\$45,747			\$75,737	Exempt	-	-	X			40

# 2021 Statewide Salary & Fringe Benefits Survey

Name of County:	Highway Foreman - Current Salary	Highway Foreman - Starting Salary	Highway Foreman - Step 1	Highway Foreman - Step 2	Highway Foreman - Maximum Salary	Highway Foreman - Status	Highway Foreman - Merit Increase	Highway Foreman - Longevity Increase	Highway Foreman - COLA	Highway Foreman - Union Contract Start Date	Highway Foreman - Union Contract End Date	Highway Foreman - # Hours Worked Per Week
Macon	\$61,672						-	-	-			40
Macoupin							-	-	-			
Madison							-	-	-			
Marshall	\$50,544						-	-	-			
Mason	\$56,300						-	X	-	12-01-2019	11-30-2021	40
Menard	\$55,200					Non-Exempt	-	-	-			
Montgomery	\$66,025					Non-Exempt	-	-	-	01-22-2001		40
Ogle		\$64,480			\$72,800	Non-Exempt	-	-	X			40
Pike	\$60,689					Non-Exempt	-	-	X			40
Putnam	\$52,000					Non-Exempt	-	-	-			40
Randolph	\$59,113						-	-	-			
Schuyler							-	-	-			
Stephenson	\$58,739	\$44,444				Non-Exempt	-	X	-	12-01-2017	11-30-2021	40
Tazewell	\$73,539	\$58,500			\$87,695		X	-	X			40
Union	\$56,014					Non-Exempt	X	-	-	12-01-2018	11-30-2021	40
Wayne	\$43,950					Non-Exempt	-	-	X	12-01-2019	11-30-2020	40
Whiteside	\$62,629	\$49,309				Non-Exempt	-	-	X	12-01-2018	11-30-2020	40
Williamson							-	-	-			
Woodford	\$68,328					Non-Exempt	-	-	X			

# 2021 Statewide Salary & Fringe Benefits Survey

Name of County:	Highway Maintenance - Current Salary	Highway Maintenance - Starting Salary	Highway Maintenance - Step 1	Highway Maintenance - Step 2	Highway Maintenance - Maximum Salary	Highway Maintenance - Status	Highway Maintenance - Merit Increase	Highway Maintenance - Longevity Increase	Highway Maintenance - COLA	Highway Maintenance - Union Contract Start Date	Highway Maintenance - Union Contract End Date	Highway Maintenance - # Hours Worked Per Week
Bond	\$41,782					Non-Exempt	-	X	-	12-01-2020	11-30-2001	80
Boone							-	-	-			
Bureau	\$45,760					Non-Exempt	-	-	-	12-01-2019	11-30-2022	40
Carroll		\$35,360					X	-	-	12-01-2019	11-30-2021	40
Champaign	\$60,854	\$58,178			\$63,211	Non-Exempt	-	-	-	01-01-2019	12-31-2021	40
Christian	\$36,108	\$29,700				Non-Exempt	-	-	-	12-01-2018	11-30-2022	40
Crawford							-	-	-			
Cumberland							-	-	-			
DeWitt		\$37,440					-	-	-	12-01-2020	11-30-2022	40
Edwards	\$37,440	\$33,280				Non-Exempt	-	X	X			40
Effingham	\$47,840	\$37,440	\$41,600	\$43,680	\$45,760	Non-Exempt	-	X	X			40
Ford							-	-	-			
Fulton							-	-	-			
Grundy	\$61,048						-	-	-			
Hamilton	\$36,733	\$36,421	\$36,733	\$36,941	\$38,189	Non-Exempt	-	X	-	12-01-2019	11-30-2022	40
Henry							-	-	-			
Iroquois	\$38,220	\$36,400					-	-	X	12-01-2020	11-30-2023	35
Jo Daviess	\$46,967					Non-Exempt	-	-	X	12-01-2017	11-30-2020	40
Johnson	\$59,737						-	-	-			
Kane	\$60,325					Non-Exempt	X	-	-	11-01-2018	10-31-2021	40
Kendall	\$50,100					Non-Exempt	-	X	X	12-01-2018	11-30-2020	40
Knox		\$41,600	\$41,600	\$43,680		Non-Exempt	-	X	X	12-01-2019	11-30-2023	40
LaSalle	\$64,480					Non-Exempt	-	X	X			
Livingston	\$58,520					Non-Exempt	-	-	X	12-01-2019	11-30-2022	40

# 2021 Statewide Salary & Fringe Benefits Survey

Name of County:	Highway Maintenance - Current Salary	Highway Maintenance - Starting Salary	Highway Maintenance - Step 1	Highway Maintenance - Step 2	Highway Maintenance - Maximum Salary	Highway Maintenance - Status	Highway Maintenance - Merit Increase	Highway Maintenance - Longevity Increase	Highway Maintenance - COLA	Highway Maintenance - Union Contract Start Date	Highway Maintenance - Union Contract End Date	Highway Maintenance - # Hours Worked Per Week
Macon							-	-	-			
Macoupin							-	-	-			
Madison	\$65,666	\$65,666	\$65,666			Non-Exempt	-	-	-	12-1-2016	11-30-2020	40
Marshall							-	-	-			
Mason	\$51,025						-	X	-	12-01-2019	11-30-2021	40
Menard	\$50,803					Non-Exempt	-	-	-			
Montgomery	\$53,872					Non-Exempt	-	-	-	04-02-2001		40
Ogle							-	-	-			
Pike							-	-	-			
Putnam	\$43,680					Non-Exempt	-	-	-			40
Randolph							-	-	-			
Schuyler							-	-	-			
Stephenson	\$48,131	\$35,422				Non-Exempt	-	X	-	12-01-2017	11-30-2021	40
Tazewell	\$60,486	\$54,437					-	-	X			40
Union						Non-Exempt	-	-	-			
Wayne	\$40,830					Non-Exempt	-	-	X	12-01-2019	11-30-2020	40
Whiteside	\$58,053	\$47,611				Non-Exempt	-	-	X	12-01-2018	11-30-2020	40
Williamson							-	-	-			
Woodford	\$50,502					Non-Exempt	-	-	X			

# 2021 Statewide Salary & Fringe Benefits Survey

Name of County:	Labor Foreman - Current Salary	Labor Foreman - Starting Salary	Labor Foreman - Step 1	Labor Foreman - Step 2	Labor Foreman - Maximum Salary	Labor Foreman - Status	Labor Foreman - Merit Increase	Labor Foreman - Longevity Increase	Labor Foreman - COLA	Labor Foreman - Union Contract Start Date	Labor Foreman - Union Contract End Date	Labor Foreman - # Hours Worked Per Week
Bond							-	-	-			
Boone							-	-	-			
Bureau							-	-	-			
Carroll							-	-	-			
Champaign							-	-	-			
Christian							-	-	-			
Crawford							-	-	-			
Cumberland	\$38,729						-	-	-			40
DeWitt							-	-	-			
Edwards							-	-	-			
Effingham							-	-	-			
Ford							-	-	-			
Fulton							-	-	-			
Grundy							-	-	-			
Hamilton							-	-	-			
Henry							-	-	-			
Iroquois							-	-	-			
Jo Daviess							-	-	-			
Johnson							-	-	-			
Kane							-	-	-			
Kendall							-	-	-			
Knox							-	-	-			
LaSalle							-	-	-			
Livingston							-	-	-			

# 2021 Statewide Salary & Fringe Benefits Survey

Name of County:	Labor Foreman - Current Salary	Labor Foreman - Starting Salary	Labor Foreman - Step 1	Labor Foreman - Step 2	Labor Foreman - Maximum Salary	Labor Foreman - Status	Labor Foreman - Merit Increase	Labor Foreman - Longevity Increase	Labor Foreman - COLA	Labor Foreman - Union Contract Start Date	Labor Foreman - Union Contract End Date	Labor Foreman - # Hours Worked Per Week
Macon							-	-	-			
Macoupin							-	-	-			
Madison							-	-	-			
Marshall							-	-	-			
Mason							-	-	-			
Menard							-	-	-			
Montgomery							-	-	-			
Ogle							-	-	-			
Pike							-	-	-			
Putnam							-	-	-			
Randolph							-	-	-			
Schuyler							-	-	-			
Stephenson	\$58,739	\$32,396					-	-	-			
Tazewell							-	-	-			
Union							-	-	-			
Wayne							-	-	-			
Whiteside							-	-	-			
Williamson							-	-	-			
Woodford							-	-	-			

# 2021 Statewide Salary & Fringe Benefits Survey

Name of County:	Laborer - Current Salary	Laborer - Starting Salary	Laborer - Step 1	Laborer - Step 2	Laborer - Maximum Salary	Laborer - Status	Laborer - Merit Increase	Laborer - Longevity Increase	Laborer - COLA	Laborer - Union Contract Start Date	Laborer - Union Contract End Date	Laborer - # Hours Worked Per Week
Bond							-	-	-			
Boone							-	-	-			
Bureau							-	-	-			
Carroll							-	-	-			
Champaign							-	-	-			
Christian							-	-	-			
Crawford	\$55,577						-	-	-	09-01-2018	08-31-2023	80
Cumberland	\$34,132						-	-	-			40
DeWitt							-	-	-			
Edwards							-	-	-			
Effingham							-	-	-			
Ford							-	-	-			
Fulton							-	-	-			
Grundy							-	-	-			
Hamilton							-	-	-			
Henry							-	-	-			
Iroquois							-	-	-			
Jo Daviess							-	-	-			
Johnson							-	-	-			
Kane							-	-	-			
Kendall							-	-	-			
Knox							-	-	-			
LaSalle							-	-	-			
Livingston	\$34,200	\$27,185			\$44,075	Non-Exempt	-	-	X	12-01-2019	11-30-2022	40

# 2021 Statewide Salary & Fringe Benefits Survey

Name of County:	Laborer - Current Salary	Laborer - Starting Salary	Laborer - Step 1	Laborer - Step 2	Laborer - Maximum Salary	Laborer - Status	Laborer - Merit Increase	Laborer - Longevity Increase	Laborer - COLA	Laborer - Union Contract Start Date	Laborer - Union Contract End Date	Laborer - # Hours Worked Per Week
Macon							-	-	-			
Macoupin							-	-	-			
Madison	\$57,658	\$57,658	\$57,658			Non-Exempt	-	-	-	12-1-2016	11-30-2020	40
Marshall							-	-	-			
Mason							-	-	-			
Menard							-	-	-			
Montgomery							-	-	-			
Ogle	\$62,400					Non-Exempt	-	-	X			40
Pike							-	-	-			
Putnam	\$27,040					Non-Exempt	-	-	-			40
Randolph	\$58,281						-	-	-			
Schuyler							-	-	-			
Stephenson							-	-	-			
Tazewell							-	-	-			
Union							-	-	-			
Wayne							-	-	-			
Whiteside							-	-	-			
Williamson							-	-	-			
Woodford							-	-	-			

# 2021 Statewide Salary & Fringe Benefits Survey

Name of County:	Maintenance Mechanic - Current Salary	Maintenance Mechanic - Starting Salary	Maintenance Mechanic - Step 1	Maintenance Mechanic - Step 2	Maintenance Mechanic - Maximum Salary	Maintenance Mechanic - Status	Maintenance Mechanic - Merit Increase	Maintenance Mechanic - Longevity Increase	Maintenance Mechanic - COLA	Maintenance Mechanic - Union Contract Start Date	Maintenance Mechanic - Union Contract End Date	Maintenance Mechanic - # Hours Worked Per Week
Bond							-	-	-			
Boone							-	-	-			
Bureau	\$45,760					Non-Exempt	-	-	-	12-01-2017	11-30-2020	40
Carroll							-	-	-			
Champaign	\$59,571	\$48,651			\$72,987	Non-Exempt	-	-	-	01-01-2019	12-31-2021	40
Christian							-	-	-			
Crawford							-	-	-			
Cumberland							-	-	-			
DeWitt							-	-	-			
Edwards							-	-	-			
Effingham							-	-	-			
Ford							-	-	-			
Fulton							-	-	-			
Grundy							-	-	-			
Hamilton							-	-	-			
Henry							-	-	-			
Iroquois							-	-	-			
Jo Daviess							-	-	-			
Johnson	\$60,777						-	-	-			
Kane							-	-	-			
Kendall							-	-	-			
Knox							-	-	-			
LaSalle							-	-	-			

# 2021 Statewide Salary & Fringe Benefits Survey

Name of County:	Maintenance Mechanic - Current Salary	Maintenance Mechanic - Starting Salary	Maintenance Mechanic - Step 1	Maintenance Mechanic - Step 2	Maintenance Mechanic - Maximum Salary	Maintenance Mechanic - Status	Maintenance Mechanic - Merit Increase	Maintenance Mechanic - Longevity Increase	Maintenance Mechanic - COLA	Maintenance Mechanic - Union Contract Start Date	Maintenance Mechanic - Union Contract End Date	Maintenance Mechanic - # Hours Worked Per Week
Livingston	\$40,438	\$33,363			\$53,060	Non-Exempt	-	-	X	12-01-2019	11-30-2022	40
Macon	\$42,972						-	-	-			40
Macoupin							-	-	-			
Madison							-	-	-			
Marshall							-	-	-			
Mason							-	-	-			
Menard							-	-	-			
Montgomery	\$54,288					Non-Exempt	-	-	-			40
Ogle							-	-	-			
Pike	\$50,682					Non-Exempt	-	-	X			40
Putnam							-	-	-			
Randolph							-	-	-			
Schuyler							-	-	-			
Stephenson	\$40,060	\$40,060				Non-Exempt	-	X	-	12-01-2017	11-30-2021	40
Tazewell							-	-	-			
Union							-	-	-			
Wayne							-	-	-			
Whiteside							-	-	-			
Williamson							-	-	-			
Woodford							-	-	-			

# 2021 Statewide Salary & Fringe Benefits Survey

Name of County:	Maintenance Worker I - Current Salary	Maintenance Worker I - Starting Salary	Maintenance Worker I - Step 1	Maintenance Worker I - Step 2	Maintenance Worker I - Maximum Salary	Maintenance Worker I - Status	Maintenance Worker I - Merit Increase	Maintenance Worker I - Longevity Increase	Maintenance Worker I - COLA	Maintenance Worker I - Union Contract Start Date	Maintenance Worker I - Union Contract End Date	Maintenance Worker I - # Hours Worked Per Week
Bond							-	-	-			
Boone							-	-	-			
Bureau							-	-	-			
Carroll							-	-	-			
Champaign	\$37,810	\$32,032			\$48,069	Non-Exempt	-	-	-	01-01-2019	12-31-2021	40
Christian							-	-	-			
Crawford							-	-	-			
Cumberland							-	-	-			
DeWitt							-	-	-			
Edwards							-	-	-			
Effingham	\$43,680					Non-Exempt	-	X	-		11-30-2021	40
Ford							-	-	-			
Fulton							-	-	-			
Grundy							-	-	-			
Hamilton							-	-	-			
Henry							-	-	-			
Iroquois							-	-	-			
Jo Daviess	\$49,671					Non-Exempt	-	-	X	12-01-2017	11-30-2020	40
Johnson							-	-	-			
Kane	\$36,635					Non-Exempt	X	-	-	12-01-2017	11-30-2021	40
Kendall	\$39,458					Non-Exempt	-	-	X	12-01-2019	11-30-2022	40
Knox	\$35,360	\$33,280	\$33,280	\$35,360		Non-Exempt	-	X	X	12-01-2016	11-30-2020	40
LaSalle	\$54,080					Non-Exempt	-	X	X			

# 2021 Statewide Salary & Fringe Benefits Survey

Name of County:	Maintenance Worker I - Current Salary	Maintenance Worker I - Starting Salary	Maintenance Worker I - Step 1	Maintenance Worker I - Step 2	Maintenance Worker I - Maximum Salary	Maintenance Worker I - Status	Maintenance Worker I - Merit Increase	Maintenance Worker I - Longevity Increase	Maintenance Worker I - COLA	Maintenance Worker I - Union Contract Start Date	Maintenance Worker I - Union Contract End Date	Maintenance Worker I - # Hours Worked Per Week
Livingston							-	-	-			
Macon	\$43,000	\$28,080			\$58,198		-	-	-			40
Macoupin							-	-	-			
Madison							-	-	-			
Marshall							-	-	-			
Mason							-	-	-			
Menard							-	-	-			
Montgomery	\$26,520					Non-Exempt	-	-	-			40
Ogle							-	-	-			
Pike							-	-	-			
Putnam							-	-	-			
Randolph							-	-	-			
Schuyler							-	-	-			
Stephenson	\$56,555	\$32,396				Non-Exempt	-	X	-	12-01-2017	11-30-2021	40
Tazewell							-	-	-			
Union							-	-	-			
Wayne							-	-	-			
Whiteside							-	-	-			
Williamson							-	-	-			
Woodford							-	-	-			

# 2021 Statewide Salary & Fringe Benefits Survey

Name of County:	Maintainer II - Current Salary	Maintainer II - Starting Salary	Maintainer II - Step 1	Maintainer II - Step 2	Maintainer II - Maximum Salary	Maintainer II - Status	Maintainer II - Merit Increase	Maintainer II - Longevity Increase	Maintainer II - COLA	Maintainer II - Union Contract Start Date	Maintainer II - Union Contract End Date	Maintainer II - # Hours Worked Per Week
Bond							-	-	-			
Boone							-	-	-			
Bureau							-	-	-			
Carroll							-	-	-			
Champaign	\$38,938	\$34,362			\$51,542	Non-Exempt	-	-	-	01-01-2019	12-31-2021	40
Christian							-	-	-			
Crawford							-	-	-			
Cumberland							-	-	-			
DeWitt							-	-	-			
Edwards							-	-	-			
Effingham							-	-	-			
Ford							-	-	-			
Fulton							-	-	-			
Grundy							-	-	-			
Hamilton							-	-	-			
Henry							-	-	-			
Iroquois							-	-	-			
Jo Daviess							-	-	-			
Johnson							-	-	-			
Kane							-	-	-			
Kendall							-	-	-			
Knox							-	-	-			
LaSalle	\$49,920					Non-Exempt	-	X	X			
Livingston							-	-	-			

# 2021 Statewide Salary & Fringe Benefits Survey

Name of County:	Maintainer II - Current Salary	Maintainer II - Starting Salary	Maintainer II - Step 1	Maintainer II - Step 2	Maintainer II - Maximum Salary	Maintainer II - Status	Maintainer II - Merit Increase	Maintainer II - Longevity Increase	Maintainer II - COLA	Maintainer II - Union Contract Start Date	Maintainer II - Union Contract End Date	Maintainer II - # Hours Worked Per Week
Macon							-	-	-			
Macoupin							-	-	-			
Madison							-	-	-			
Marshall							-	-	-			
Mason							-	-	-			
Menard							-	-	-			
Montgomery	\$53,872					Non-Exempt	-	-	-	02-12-2018		40
Ogle		\$49,920			\$52,000	Non-Exempt	-	-	X			40
Pike							-	-	-			
Putnam							-	-	-			
Randolph							-	-	-			
Schuyler							-	-	-			
Stephenson							-	-	-			
Tazewell							-	-	-			
Union							-	-	-			
Wayne							-	-	-			
Whiteside							-	-	-			
Williamson							-	-	-			
Woodford							-	-	-			

# 2021 Statewide Salary & Fringe Benefits Survey

Name of County:	Mechanic - Current Salary	Mechanic - Starting Salary	Mechanic - Step 1	Mechanic - Step 2	Mechanic - Maximum Salary	Mechanic - Status	Mechanic - Merit Increase	Mechanic - Longevity Increase	Mechanic - COLA	Mechanic - Union Contract Start Date	Mechanic - Union Contract End Date	Mechanic - # Hours Worked Per Week
Bond							-	-	-			
Boone							-	-	-			
Bureau							-	-	-			
Carroll		\$41,121					X	-	-	12-01-2020	11-30-2021	40
Champaign	\$64,771	\$61,131			\$66,394	Non-Exempt	-	-	-	01-01-2019	12-31-2021	40
Christian							-	-	-			
Crawford							-	-	-			
Cumberland							-	-	-			
DeWitt							-	-	-			
Edwards							-	-	-			
Effingham							-	-	-			
Ford							-	-	-			
Fulton							-	-	-			
Grundy							-	-	-			
Hamilton							-	-	-			
Henry							-	-	-			
Iroquois							-	-	-			
Jo Daviess	\$53,435					Non-Exempt	-	-	X	12-01-2017	11-30-2020	40
Johnson							-	-	-			
Kane	\$65,927					Non-Exempt	X	-	-	11-01-2018	10-31-2022	40
Kendall							-	-	-			
Knox		\$52,000	\$52,000	\$54,080		Non-Exempt	-	X	X	12-01-2018	11-30-2022	40
LaSalle	\$62,400					Non-Exempt	-	X	X			
Livingston							-	-	-			

# 2021 Statewide Salary & Fringe Benefits Survey

Name of County:	Mechanic - Current Salary	Mechanic - Starting Salary	Mechanic - Step 1	Mechanic - Step 2	Mechanic - Maximum Salary	Mechanic - Status	Mechanic - Merit Increase	Mechanic - Longevity Increase	Mechanic - COLA	Mechanic - Union Contract Start Date	Mechanic - Union Contract End Date	Mechanic - # Hours Worked Per Week
Macon							-	-	-			
Macoupin							-	-	-			
Madison							-	-	-			
Marshall							-	-	-			
Mason							-	-	-			
Menard							-	-	-			
Montgomery							-	-	-			
Ogle	\$66,560					Non-Exempt	-	-	X			40
Pike							-	-	-			
Putnam							-	-	-			
Randolph							-	-	-			
Schuyler							-	-	-			
Stephenson							-	-	-			
Tazewell	\$64,000	\$57,600					-	-	X			40
Union	\$48,797					Non-Exempt	X	-	-	12-01-2018	11-30-2021	40
Wayne							-	-	-			
Whiteside	\$53,206	\$47,944				Non-Exempt	-	-	X	12-01-2018	11-30-2020	40
Williamson							-	-	-			
Woodford	\$52,021					Non-Exempt	-	-	X			

# 2021 Statewide Salary & Fringe Benefits Survey

Name of County:	Nurse RN - Current Salary	Nurse RN - Starting Salary	Nurse RN - Step 1	Nurse RN - Step 2	Nurse RN - Maximum Salary	Nurse RN - Status	Nurse RN - Merit Increase	Nurse RN - Longevity Increase	Nurse RN - COLA	Nurse RN - Union Contract Start Date	Nurse RN - Union Contract End Date	Nurse RN - # Hours Worked Per Week
Bond	\$52,645					Non-Exempt	-	X	-			80
Boone							-	-	-			
Bureau	\$47,840					Non-Exempt	X	-	-			40
Carroll	\$46,417						X	-	-			40
Champaign							-	-	-			
Christian	\$31,631					Non-Exempt	-	-	-			
Crawford							-	-	-			
Cumberland	\$42,191						-	-	-			36
DeWitt							-	-	-			
Edwards	\$37,980	\$35,000				Non-Exempt	-	-	X			36
Effingham	\$42,088	\$37,319			\$46,857	Non-Exempt	-	X	X			35
Ford							-	-	-			
Fulton							-	-	-			
Grundy							-	-	-			
Hamilton							-	-	-			
Henry							-	-	-			
Iroquois	\$45,500						-	-	-			35
Jo Daviess	\$49,358					Non-Exempt	X	-	-			40
Johnson							-	-	-			
Kane	\$54,124					Non-Exempt	X	-	-	12-01-2017	11-30-2021	35
Kendall	\$53,474					Non-Exempt	X	-	-			
Knox		\$52,000			\$83,200	Non-Exempt	-	-	X			40
LaSalle	\$56,160					Non-Exempt	-	X	X			
Livingston	\$56,189	\$38,240			\$68,250	Non-Exempt	-	-	X			

# 2021 Statewide Salary & Fringe Benefits Survey

Name of County:	Nurse RN - Current Salary	Nurse RN - Starting Salary	Nurse RN - Step 1	Nurse RN - Step 2	Nurse RN - Maximum Salary	Nurse RN - Status	Nurse RN - Merit Increase	Nurse RN - Longevity Increase	Nurse RN - COLA	Nurse RN - Union Contract Start Date	Nurse RN - Union Contract End Date	Nurse RN - # Hours Worked Per Week
Macon	\$49,400						-	-	-			35
Macoupin							-	-	-			
Madison	\$59,134	\$52,229	\$52,229	\$55,744	\$64,709	Non-Exempt	-	-	-	12-1-2016	11-30-2020	40
Marshall							-	-	-			
Mason							-	-	-			
Menard							-	-	-			
Montgomery	\$36,434					Non-Exempt	-	-	-			40
Ogle		\$39,947			\$49,200	Non-Exempt	-	-	X			35
Pike	\$63,742	\$40,950				Non-Exempt	-	-	X			40
Putnam							-	-	-			
Randolph							-	-	-			
Schuyler							-	-	-			
Stephenson	\$75,296					Non-Exempt	-	X	-	01-01-2018	12-31-2021	40
Tazewell							-	-	-			
Union							-	-	-			
Wayne	\$41,600					Non-Exempt	-	-	X			40
Whiteside	\$57,886					Non-Exempt	-	-	X			
Williamson							-	-	-			
Woodford	\$36,064					Non-Exempt	-	-	X			

# 2021 Statewide Salary & Fringe Benefits Survey

Name of County:	Operator II - Current Salary	Operator II - Starting Salary	Operator II - Step 1	Operator II - Step 2	Operator II - Maximum Salary	Operator II - Status	Operator II - Merit Increase	Operator II - Longevity Increase	Operator II - COLA	Operator II - Union Contract Start Date	Operator II - Union Contract End Date	Operator II - # Hours Worked Per Week
Bond							-	-	-			
Boone							-	-	-			
Bureau							-	-	-			
Carroll							-	-	-			
Champaign							-	-	-			
Christian							-	-	-			
Crawford							-	-	-			
Cumberland							-	-	-			
DeWitt							-	-	-			
Edwards							-	-	-			
Effingham							-	-	-			
Ford							-	-	-			
Fulton							-	-	-			
Grundy							-	-	-			
Hamilton							-	-	-			
Henry							-	-	-			
Iroquois							-	-	-			
Jo Daviess							-	-	-			
Johnson							-	-	-			
Kane							-	-	-			
Kendall							-	-	-			
Knox							-	-	-			
LaSalle							-	-	-			

# 2021 Statewide Salary & Fringe Benefits Survey

Name of County:	Operator II - Current Salary	Operator II - Starting Salary	Operator II - Step 1	Operator II - Step 2	Operator II - Maximum Salary	Operator II - Status	Operator II - Merit Increase	Operator II - Longevity Increase	Operator II - COLA	Operator II - Union Contract Start Date	Operator II - Union Contract End Date	Operator II - # Hours Worked Per Week
Livingston							-	-	-			
Macon							-	-	-			
Macoupin							-	-	-			
Madison							-	-	-			
Marshall							-	-	-			
Mason							-	-	-			
Menard							-	-	-			
Montgomery							-	-	-			
Ogle							-	-	-			
Pike							-	-	-			
Putnam							-	-	-			
Randolph							-	-	-			
Schuyler							-	-	-			
Stephenson							-	-	-			
Tazewell							-	-	-			
Union							-	-	-			
Wayne							-	-	-			
Whiteside							-	-	-			
Williamson							-	-	-			
Woodford							-	-	-			

# 2021 Statewide Salary & Fringe Benefits Survey

Name of County:	Sanitarian - Current Salary	Sanitarian - Starting Salary	Sanitarian - Step 1	Sanitarian - Step 2	Sanitarian - Maximum Salary	Sanitarian - Status	Sanitarian - Merit Increase	Sanitarian - Longevity Increase	Sanitarian - COLA	Sanitarian - Union Contract Start Date	Sanitarian - Union Contract End Date	Sanitarian - # Hours Worked Per Week
Bond	\$40,150					Non-Exempt	-	X	-			70
Boone							-	-	-			
Bureau	\$54,080					Non-Exempt	X	-	-			40
Carroll							-	-	-			
Champaign							-	-	-			
Christian							-	-	-			
Crawford							-	-	-			
Cumberland							-	-	-			
DeWitt							-	-	-			
Edwards							-	-	-			
Effingham							-	-	-			
Ford							-	-	-			
Fulton							-	-	-			
Grundy	\$38,687						-	-	-			
Hamilton							-	-	-			
Henry							-	-	-			
Iroquois							-	-	-			
Jo Daviess	\$42,307					Non-Exempt	X	-	-			40
Johnson							-	-	-			
Kane							-	-	-			
Kendall	\$48,880					Non-Exempt	X	-	-			
Knox	\$51,367	\$41,241			\$65,975	Exempt	-	-	X			35
LaSalle							-	-	-			
Livingston	\$53,603	\$38,240			\$68,250	Non-Exempt	-	-	X			

# 2021 Statewide Salary & Fringe Benefits Survey

Name of County:	Sanitarian - Current Salary	Sanitarian - Starting Salary	Sanitarian - Step 1	Sanitarian - Step 2	Sanitarian - Maximum Salary	Sanitarian - Status	Sanitarian - Merit Increase	Sanitarian - Longevity Increase	Sanitarian - COLA	Sanitarian - Union Contract Start Date	Sanitarian - Union Contract End Date	Sanitarian - # Hours Worked Per Week
Macon	\$51,000						-	-	-			35
Macoupin							-	-	-			
Madison	\$55,744	\$52,229	\$52,229	\$55,744	\$64,709	Non-Exempt	-	-	-	12-1-2016	11-30-2020	40
Marshall							-	-	-			
Mason							-	-	-			
Menard							-	-	-			
Montgomery							-	-	-			
Ogle	\$38,616					Non-Exempt	-	-	X			35
Pike							-	-	-			
Putnam							-	-	-			
Randolph							-	-	-			
Schuyler							-	-	-			
Stephenson							-	-	-			
Tazewell							-	-	-			
Union							-	-	-			
Wayne							-	-	-			
Whiteside	\$44,554					Non-Exempt	-	-	X			
Williamson							-	-	-			
Woodford	\$45,610					Non-Exempt	-	-	X			

# 2021 Statewide Salary & Fringe Benefits Survey

Name of County:	Bailiff - Current Salary	Bailiff - Starting Salary	Bailiff - Step 1	Bailiff - Step 2	Bailiff - Maximum Salary	Bailiff - Status	Bailiff - Merit Increase	Bailiff - Longevity Increase	Bailiff - COLA	Bailiff - Union Contract Start Date	Bailiff - Union Contract End Date	Bailiff - # Hours Worked Per Week
Bond	\$14,976						-	-	-			16
Boone							-	-	-			
Bureau	\$54,553					Non-Exempt	-	-	-	12-01-2018	11-30-2022	40
Carroll							-	-	-			
Champaign	\$56,973	\$35,646			\$68,661	Non-Exempt	-	X	-	01-01-2020	12-31-2022	40
Christian							-	-	-			
Crawford							-	-	-			
Cumberland							-	-	-			
DeWitt	\$22,880						-	-	-			
Edwards							-	-	-			
Effingham	\$45,760	\$39,520	\$43,680	\$45,760	\$49,920	Non-Exempt	-	X	-	09-01-2017	11-30-2021	40
Ford							-	-	-			
Fulton							-	-	-			
Grundy	\$37,960						-	-	-			
Hamilton							-	-	-			
Henry							-	-	-			
Iroquois							-	-	-			
Jo Daviess	\$40,976	\$32,614	\$36,234	\$37,107	\$43,493	Non-Exempt	-	-	X	12-01-2017	11-30-2020	40
Johnson							-	-	-			
Kane	\$26,338					Non-Exempt	-	-	-			35
Kendall	\$42,300					Non-Exempt	X	-	-			
Knox		\$37,440	\$39,520	\$39,520		Non-Exempt	-	X	X	12-01-2016	11-30-2020	40
LaSalle	\$33,280					Non-Exempt	-	X	X			
Livingston	\$5,800	\$19,695			\$35,841	Non-Exempt	-	-	X			10

# 2021 Statewide Salary & Fringe Benefits Survey

Name of County:	Bailiff - Current Salary	Bailiff - Starting Salary	Bailiff - Step 1	Bailiff - Step 2	Bailiff - Maximum Salary	Bailiff - Status	Bailiff - Merit Increase	Bailiff - Longevity Increase	Bailiff - COLA	Bailiff - Union Contract Start Date	Bailiff - Union Contract End Date	Bailiff - # Hours Worked Per Week
Macon		\$39,818	\$42,837	\$43,768	\$59,884		-	-	-			35
Macoupin							-	-	-			
Madison	\$64,709	\$52,229	\$52,229	\$55,744	\$64,709	Non-Exempt	-	-	-	12-1-2016	11-30-2020	40
Marshall	\$11,828						-	-	-			
Mason							-	-	-			
Menard							-	-	-			
Montgomery							-	-	-			
Ogle	\$77,921					Non-Exempt	-	X	X	12-01-2017	11-30-2023	40
Pike	\$39,844					Non-Exempt	-	X	X	12-01-2020	11-30-2022	40
Putnam	\$6,188					Non-Exempt	-	-	-			7
Randolph							-	-	-			
Schuyler	\$10,012						-	-	-			
Stephenson	\$69,804	\$44,664				Non-Exempt	-	X	-	12-01-2015	12-31-2019	40
Tazewell	\$22,880	\$22,880				Non-Exempt	-	-	X			
Union	\$10,868					Non-Exempt	-	-	-			19
Wayne	\$1,056					Exempt	-	-	X			
Whiteside	\$34,362	\$25,667			\$44,907	Non-Exempt	-	-	X			
Williamson							-	-	-			
Woodford	\$10,000					Non-Exempt	-	-	-			

# 2021 Statewide Salary & Fringe Benefits Survey

Name of County:	Chief Deputy Sheriff - Current Salary	Chief Deputy Sheriff - Starting Salary	Chief Deputy Sheriff - Step 1	Chief Deputy Sheriff - Step 2	Chief Deputy Sheriff - Maximum Salary	Chief Deputy Sheriff - Status	Chief Deputy Sheriff - Merit Increase	Chief Deputy Sheriff - Longevity Increase	Chief Deputy Sheriff - COLA	Chief Deputy Sheriff - Union Contract Start Date	Chief Deputy Sheriff - Union Contract End Date	Chief Deputy Sheriff - # Hours Worked Per Week
Bond	\$61,796						-	-	-			
Boone	\$107,098					Exempt	-	-	-			
Bureau	\$77,550					Exempt	-	-	-			40
Carroll	\$63,378						X	-	-			40
Champaign	\$115,772	\$115,772			\$115,772	Exempt	-	-	-			40
Christian	\$71,256	\$70,000				Exempt	-	-	-			
Crawford	\$65,894						-	-	-			80
Cumberland							-	-	-			
DeWitt	\$69,081						-	-	-			
Edwards	\$35,568	\$33,280				Non-Exempt	-	X	X			40
Effingham	\$73,544					Exempt	-	-	X			
Ford							-	-	-			
Fulton							-	-	-			
Grundy	\$114,433						-	-	-			
Hamilton	\$47,674	\$46,114	\$46,634	\$47,154		Non-Exempt	-	X	-	12-01-2019	11-30-2022	
Henry							-	-	-			
Iroquois							-	-	-			
Jo Daviess	\$82,347					Exempt	X	-	-			
Johnson							-	-	-			
Kane	\$118,320					Exempt	X	-	-			
Kendall	\$126,183					Exempt	-	-	X			
Knox							-	-	-			
LaSalle	\$85,280					Exempt	-	-	-			
Livingston	\$82,000					Exempt	-	-	X			40

# 2021 Statewide Salary & Fringe Benefits Survey

Name of County:	Chief Deputy Sheriff - Current Salary	Chief Deputy Sheriff - Starting Salary	Chief Deputy Sheriff - Step 1	Chief Deputy Sheriff - Step 2	Chief Deputy Sheriff - Maximum Salary	Chief Deputy Sheriff - Status	Chief Deputy Sheriff - Merit Increase	Chief Deputy Sheriff - Longevity Increase	Chief Deputy Sheriff - COLA	Chief Deputy Sheriff - Union Contract Start Date	Chief Deputy Sheriff - Union Contract End Date	Chief Deputy Sheriff - # Hours Worked Per Week
Macon	\$105,000						-	-	-			40
Macoupin							-	-	-			
Madison	\$102,856					Exempt	-	-	-			40
Marshall	\$70,283						-	-	-			
Mason	\$72,500						-	-	X			
Menard	\$65,000						-	-	-			
Montgomery	\$72,862					Non-Exempt	-	-	-			40
Ogle	\$97,680					Non-Exempt	-	-	X			40
Pike	\$62,389					Non-Exempt	-	X	X	12-01-2020		
Putnam	\$32,000					Exempt	-	-	-			19
Randolph	\$73,399						-	-	-			
Schuyler							-	-	-			
Stephenson	\$83,232	\$60,000				Non-Exempt	-	X	X			40
Tazewell	\$110,210	\$87,477			\$131,270	Non-Exempt	X	-	X			40
Union							-	-	-			
Wayne	\$58,240					Exempt	-	-	X			40
Whiteside	\$91,716	\$55,431			\$97,004	Exempt	-	-	X			
Williamson							-	-	-			
Woodford	\$76,776					Non-Exempt	X	X	-			

# 2021 Statewide Salary & Fringe Benefits Survey

Name of County:	Commander - Current Salary	Commander - Starting Salary	Commander - Step 1	Commander - Step 2	Commander - Maximum Salary	Commander - Status	Commander - Merit Increase	Commander - Longevity Increase	Commander - COLA	Commander - Union Contract Start Date	Commander - Union Contract End Date	Commander - # Hours Worked Per Week
Bond							-	-	-			
Boone							-	-	-			
Bureau							-	-	-			
Carroll							-	-	-			
Champaign	\$110,177	\$110,177			\$110,177	Exempt	-	-	-			40
Christian							-	-	-			
Crawford							-	-	-			
Cumberland							-	-	-			
DeWitt							-	-	-			
Edwards							-	-	-			
Effingham							-	-	-			
Ford							-	-	-			
Fulton							-	-	-			
Grundy							-	-	-			
Hamilton							-	-	-			
Henry							-	-	-			
Iroquois							-	-	-			
Jo Daviess							-	-	-			
Johnson							-	-	-			
Kane	\$109,710					Exempt	X	-	-			
Kendall	\$116,904						X	-	-			
Knox							-	-	-			
LaSalle							-	-	-			
Livingston							-	-	-			

# 2021 Statewide Salary & Fringe Benefits Survey

Name of County:	Commander - Current Salary	Commander - Starting Salary	Commander - Step 1	Commander - Step 2	Commander - Maximum Salary	Commander - Status	Commander - Merit Increase	Commander - Longevity Increase	Commander - COLA	Commander - Union Contract Start Date	Commander - Union Contract End Date	Commander - # Hours Worked Per Week
Macon							-	-	-			
Macoupin							-	-	-			
Madison	\$91,686					Exempt	-	-	-			40
Marshall							-	-	-			
Mason							-	-	-			
Menard							-	-	-			
Montgomery							-	-	-			
Ogle							-	-	-			
Pike							-	-	-			
Putnam	\$62,400					Non-Exempt	-	-	-			40
Randolph							-	-	-			
Schuyler							-	-	-			
Stephenson							-	-	-			
Tazewell							-	-	-			
Union							-	-	-			
Wayne							-	-	-			
Whiteside							-	-	-			
Williamson							-	-	-			
Woodford							-	-	-			

# 2021 Statewide Salary & Fringe Benefits Survey

Name of County:	Control Room Operator - Current Salary	Control Room Operator - Starting Salary	Control Room Operator - Step 1	Control Room Operator - Step 2	Control Room Operator - Maximum Salary	Control Room Operator - Status	Control Room Operator - Merit Increase	Control Room Operator - Longevity Increase	Control Room Operator - COLA	Control Room Operator - Union Contract Start Date	Control Room Operator - Union Contract End Date	Control Room Operator - # Hours Worked Per Week
Bond							-	-	-			
Boone							-	-	-			
Bureau							-	-	-			
Carroll							-	-	-			
Champaign	\$34,794	\$28,334			\$51,542	Non-Exempt	-	-	-	01-01-2019	12-31-2021	40
Christian							-	-	-			
Crawford							-	-	-			
Cumberland							-	-	-			
DeWitt							-	-	-			
Edwards							-	-	-			
Effingham							-	-	-			
Ford							-	-	-			
Fulton							-	-	-			
Grundy							-	-	-			
Hamilton							-	-	-			
Henry							-	-	-			
Iroquois							-	-	-			
Jo Daviess							-	-	-			
Johnson							-	-	-			
Kane							-	-	-			
Kendall							-	-	-			
Knox							-	-	-			
LaSalle							-	-	-			
Livingston							-	-	-			

# 2021 Statewide Salary & Fringe Benefits Survey

Name of County:	Control Room Operator - Current Salary	Control Room Operator - Starting Salary	Control Room Operator - Step 1	Control Room Operator - Step 2	Control Room Operator - Maximum Salary	Control Room Operator - Status	Control Room Operator - Merit Increase	Control Room Operator - Longevity Increase	Control Room Operator - COLA	Control Room Operator - Union Contract Start Date	Control Room Operator - Union Contract End Date	Control Room Operator - # Hours Worked Per Week
Macon							-	-	-			
Macoupin							-	-	-			
Madison							-	-	-			
Marshall							-	-	-			
Mason							-	-	-			
Menard							-	-	-			
Montgomery							-	-	-			
Ogle		\$38,046			\$54,799	Non-Exempt	-	X	X	12-01-2017	11-30-2023	42
Pike	\$50,800					Non-Exempt	-	X	X	12-01-2020	11-30-2022	40
Putnam							-	-	-			
Randolph							-	-	-			
Schuyler							-	-	-			
Stephenson							-	-	-			
Tazewell	\$27,040	\$27,040					-	-	X	12-01-2013	11-30-2018	37
Union							-	-	-			
Wayne							-	-	-			
Whiteside	\$27,186	\$23,774			\$41,600	Non-Exempt	-	-	X			
Williamson							-	-	-			
Woodford	\$63,071					Non-Exempt	X	X	-			

# 2021 Statewide Salary & Fringe Benefits Survey

Name of County:	Cook – Current Salary	Cook – Starting Salary	Cook – Step 1	Cook – Step 2	Cook – Maximum Salary	Cook – Status	Cook - Merit Increase	Cook - Longevity Increase	Cook – COLA	Cook – Union Contract Start Date	Cook – Union Contract End Date	Cook - # Hours Worked Per Week
Bond							-	-	-			
Boone							-	-	-			
Bureau							-	-	-			
Carroll							-	-	-			
Champaign							-	-	-			
Christian							-	-	-			
Crawford							-	-	-			
Cumberland							-	-	-			
DeWitt							-	-	-			
Edwards							-	-	-			
Effingham							-	-	-			
Ford							-	-	-			
Fulton							-	-	-			
Grundy							-	-	-			
Hamilton							-	-	-			
Henry							-	-	-			
Iroquois							-	-	-			
Jo Daviess	\$27,500	\$25,443				Non-Exempt	X	-	-			35
Johnson							-	-	-			
Kane	\$36,090					Non-Exempt	X	-	-			40
Kendall							-	-	-			
Knox							-	-	-			
LaSalle							-	-	-			
Livingston							-	-	-			

# 2021 Statewide Salary & Fringe Benefits Survey

Name of County:	Cook – Current Salary	Cook – Starting Salary	Cook – Step 1	Cook – Step 2	Cook – Maximum Salary	Cook – Status	Cook - Merit Increase	Cook - Longevity Increase	Cook – COLA	Cook – Union Contract Start Date	Cook – Union Contract End Date	Cook - # Hours Worked Per Week
Macon							-	-	-			
Macoupin							-	-	-			
Madison	\$39,853	\$39,853	\$39,853	\$42,203	\$48,568	Non-Exempt	-	-	-	12-1-2016	11-30-2020	40
Marshall							-	-	-			
Mason							-	-	-			
Menard							-	-	-			
Montgomery	\$51,771					Non-Exempt	-	-	-	02-20-1990		40
Ogle	\$41,335						-	X	X	12-01-2017	11-30-2023	40
Pike	\$26,189	\$26,189				Non-Exempt	-	X	X	12-01-2020	11-30-2022	40
Putnam							-	-	-			
Randolph							-	-	-			
Schuyler							-	-	-			
Stephenson							-	-	-			
Tazewell							-	-	-			
Union							-	-	-			
Wayne							-	-	-			
Whiteside	\$33,270	\$22,006			\$38,522	Non-Exempt	-	-	X			
Williamson							-	-	-			
Woodford							-	-	-			

# 2021 Statewide Salary & Fringe Benefits Survey

Name of County:	Correctional Officer - Current Salary	Correctional Officer - Starting Salary	Correctional Officer - Step 1	Correctional Officer - Step 2	Correctional Officer - Maximum Salary	Correctional Officer - Status	Correctional Officer - Merit Increase	Correctional Officer - Longevity Increase	Correctional Officer - COLA	Correctional Officer - Union Contract Start Date	Correctional Officer - Union Contract End Date	Correctional Officer - # Hours Worked Per Week
Bond	\$46,030						-	X	-	12-01-2018	11-30-2021	
Boone		\$46,446			\$66,310	Non-Exempt	-	-	-			
Bureau	\$56,809	\$44,082				Non-Exempt	-	-	-	12-01-2018	11-30-2022	40
Carroll		\$36,191					X	-	-	12-01-2019	11-30-2021	40
Champaign	\$53,244	\$42,453			\$103,688	Non-Exempt	-	X	-	01-01-2020	12-31-2022	40
Christian	\$51,307	\$41,687				Non-Exempt	-	X	-	12-01-2018	11-30-2021	40
Crawford							-	-	-			
Cumberland	\$39,478						-	-	-	12-01-2019	11-30-2022	40
DeWitt		\$39,580					-	-	-	12-01-2020	11-30-2022	42
Edwards							-	-	-			
Effingham	\$47,840	\$39,520	\$45,760	\$47,840	\$52,000	Non-Exempt	-	X	-	09-01-2017	11-30-2021	40
Ford	\$49,134						-	-	-			
Fulton							-	-	-			
Grundy	\$77,903						-	-	-			
Hamilton							-	-	-			
Henry							-	-	-			
Iroquois	\$45,760	\$35,360					-	X	X	12-01-2019	11-30-2022	40
Jo Daviess	\$48,750	\$41,605	\$46,235	\$47,371	\$55,430	Non-Exempt	-	-	X	12-01-2017	11-30-2020	42
Johnson							-	-	-			
Kane	\$73,423					Non-Exempt	X	-	-	12-1-2017	11-30-2020	40
Kendall	\$58,425	\$58,425	\$64,406	\$67,577	\$85,978	Non-Exempt	-	X	X	12-01-2019	11-30-2024	40
Knox		\$43,680	\$43,680	\$45,760		Non-Exempt	-	X	X	12-01-2016	11-30-2020	40
LaSalle	\$66,560					Non-Exempt	-	X	X			
Livingston	\$44,795					Non-Exempt	-	-	X	12-01-2019	11-30-2022	40

# 2021 Statewide Salary & Fringe Benefits Survey

Name of County:	Correctional Officer - Current Salary	Correctional Officer - Starting Salary	Correctional Officer – Step 1	Correctional Officer – Step 2	Correctional Officer - Maximum Salary	Correctional Officer - Status	Correctional Officer - Merit Increase	Correctional Officer - Longevity Increase	Correctional Officer - COLA	Correctional Officer - Union Contract Start Date	Correctional Officer - Union Contract End Date	Correctional Officer - # Hours Worked Per Week
Macon		\$35,003	\$41,180	\$43,433	\$66,486		-	-	-			40
Macoupin							-	-	-			
Madison	\$63,315	\$63,315	\$63,315	\$66,914	\$76,357	Non-Exempt	-	-	-	12-1-2016	11-30-2020	40
Marshall							-	-	-			
Mason		\$35,291	\$37,969	\$38,454	\$54,980		-	X	-	12-1-2019	11-30-2021	40
Menard	\$46,320						-	X	-			
Montgomery	\$49,046					Non-Exempt	-	-	-	07-15-2018		40
Ogle		\$50,201			\$77,921	Non-Exempt	-	X	X	12-01-2017	11-30-2023	42
Pike	\$32,864					Non-Exempt	-	X	X	12-01-2020	11-30-2022	40
Putnam							-	-	-			
Randolph	\$50,741						-	-	-			
Schuyler							-	-	-			
Stephenson	\$74,970	\$44,664				Non-Exempt	-	X	-	12-01-2015	12-31-2019	40
Tazewell	\$46,917	\$46,917					-	-	X	12-01-2018	11-30-2021	40
Union							-	-	-			
Wayne	\$56,035					Non-Exempt	-	-	X	12-01-2019	11-30-2020	40
Whiteside	\$43,944	\$34,931			\$61,129	Non-Exempt	-	-	X	12-01-2017	11-30-2020	42
Williamson	\$48,000						-	-	-			
Woodford	\$60,012					Non-Exempt	X	X	-			

# 2021 Statewide Salary & Fringe Benefits Survey

Name of County:	Deputy Sheriff Captain - Current Salary	Deputy Sheriff Captain - Starting Salary	Deputy Sheriff Captain - Step 1	Deputy Sheriff Captain - Step 2	Deputy Sheriff Captain - Maximum Salary	Deputy Sheriff Captain - Status	Deputy Sheriff Captain - Merit Increase	Deputy Sheriff Captain - Longevity Increase	Deputy Sheriff Captain - COLA	Deputy Sheriff Captain - Union Contract Start Date	Deputy Sheriff Captain - Union Contract End Date	Deputy Sheriff Captain - # Hours Worked Per Week
Bond							-	-	-			
Boone							-	-	-			
Bureau							-	-	-			
Carroll							-	-	-			
Champaign							-	-	-			
Christian							-	-	-			
Crawford							-	-	-			
Cumberland	\$52,000						-	-	-			40
DeWitt							-	-	-			
Edwards							-	-	-			
Effingham							-	-	-			
Ford							-	-	-			
Fulton							-	-	-			
Grundy							-	-	-			
Hamilton							-	-	-			
Henry							-	-	-			
Iroquois							-	-	-			
Jo Daviess							-	-	-			
Johnson							-	-	-			
Kane							-	-	-			
Kendall							-	-	-			
Knox	\$69,638	\$57,033			\$91,249	Non-Exempt	-	-	X			40
LaSalle							-	-	-			
Livingston	\$82,000					Exempt	-	-	X			

# 2021 Statewide Salary & Fringe Benefits Survey

Name of County:	Deputy Sheriff Captain - Current Salary	Deputy Sheriff Captain - Starting Salary	Deputy Sheriff Captain - Step 1	Deputy Sheriff Captain - Step 2	Deputy Sheriff Captain - Maximum Salary	Deputy Sheriff Captain - Status	Deputy Sheriff Captain - Merit Increase	Deputy Sheriff Captain - Longevity Increase	Deputy Sheriff Captain - COLA	Deputy Sheriff Captain - Union Contract Start Date	Deputy Sheriff Captain - Union Contract End Date	Deputy Sheriff Captain - # Hours Worked Per Week
Macon							-	-	-			
Macoupin							-	-	-			
Madison	\$84,677	\$84,677		\$95,680	\$102,877	Non-Exempt	-	-	-	12-1-2016	11-30-2020	40
Marshall							-	-	-			
Mason							-	-	-			
Menard	\$55,000						-	-	-			
Montgomery							-	-	-			
Ogle							-	-	-			
Pike							-	-	-			
Putnam							-	-	-			
Randolph							-	-	-			
Schuyler							-	-	-			
Stephenson							-	-	-			
Tazewell	\$94,619	\$74,950			\$112,423	Non-Exempt	X	-	X			40
Union							-	-	-			
Wayne							-	-	-			
Whiteside							-	-	-			
Williamson							-	-	-			
Woodford	\$63,071					Non-Exempt	X	X	-			

# 2021 Statewide Salary & Fringe Benefits Survey

Name of County:	Deputy Sheriff Investigator - Current Salary	Deputy Sheriff Investigator - Starting Salary	Deputy Sheriff Investigator - Step 1	Deputy Sheriff Investigator - Step 2	Deputy Sheriff Investigator - Maximum Salary	Deputy Sheriff Investigator - Status	Deputy Sheriff Investigator - Merit Increase	Deputy Sheriff Investigator - Longevity Increase	Deputy Sheriff Investigator - COLA	Deputy Sheriff Investigator - Union Contract Start Date	Deputy Sheriff Investigator - Union Contract End Date	Deputy Sheriff Investigator - # Hours Worked Per Week
Bond							-	-	-			
Boone		\$50,918			\$77,168	Non-Exempt	-	-	-			
Bureau							-	-	-			
Carroll							-	-	-			
Champaign	\$69,364	\$52,042			\$78,021	Non-Exempt	-	X	-	01-01-2020	12-31-2022	40
Christian							-	-	-			
Crawford	\$53,788						-	-	-	12-01-2018	11-30-2021	80
Cumberland							-	-	-			
DeWitt							-	-	-			
Edwards							-	-	-			
Effingham	\$63,024	\$62,628					-	X	X			40
Ford	\$63,563						-	-	-			
Fulton							-	-	-			
Grundy							-	-	-			
Hamilton							-	-	-			
Henry							-	-	-			
Iroquois	\$76,960	\$76,960					-	X	X	12-01-2019	11-30-2022	40
Jo Daviess	\$59,072	\$44,029	\$48,965	\$50,123	\$59,613	Non-Exempt	-	-	X	12-01-2017	11-30-2020	40
Johnson							-	-	-			
Kane							-	-	-			
Kendall							-	-	-			
Knox		\$45,760	\$47,840	\$49,920		Non-Exempt	-	X	X	12-01-2016	11-30-2020	40
LaSalle	\$74,880					Non-Exempt	-	X	X			
Livingston	\$63,300					Non-Exempt	-	-	X	12-01-2019	11-30-2022	40

# 2021 Statewide Salary & Fringe Benefits Survey

Name of County:	Deputy Sheriff Investigator - Current Salary	Deputy Sheriff Investigator - Starting Salary	Deputy Sheriff Investigator - Step 1	Deputy Sheriff Investigator - Step 2	Deputy Sheriff Investigator - Maximum Salary	Deputy Sheriff Investigator - Status	Deputy Sheriff Investigator - Merit Increase	Deputy Sheriff Investigator - Longevity Increase	Deputy Sheriff Investigator - COLA	Deputy Sheriff Investigator - Union Contract Start Date	Deputy Sheriff Investigator - Union Contract End Date	Deputy Sheriff Investigator - # Hours Worked Per Week
Macon	\$75,125						-	-	-			40
Macoupin							-	-	-			
Madison							-	-	-			
Marshall							-	-	-			
Mason							-	-	-			
Menard							-	-	-			
Montgomery	\$62,940					Non-Exempt	-	-	-	02-01-2000		40
Ogle		\$67,010			\$82,081	Non-Exempt	-	X	X	12-01-2017	11-30-2023	40
Pike							-	-	-			
Putnam							-	-	-			
Randolph	\$65,469						-	-	-			
Schuyler							-	-	-			
Stephenson	\$82,763	\$49,206				Non-Exempt	-	X	-	12-01-2015	12-31-2019	40
Tazewell							-	-	-			
Union	\$52,145					Non-Exempt	X	X	-	12-01-2018	11-30-2021	40
Wayne	\$82,089					Non-Exempt	-	-	X	12-01-2019	11-30-2020	40
Whiteside	\$73,894	\$44,003			\$77,005	Non-Exempt	-	-	X	12-01-2017	11-30-2020	40
Williamson							-	-	-			
Woodford	\$67,887					Non-Exempt	X	X	-			

# 2021 Statewide Salary & Fringe Benefits Survey

Name of County:	Deputy Sheriff Patrol Deputy - Current Salary	Deputy Sheriff Patrol Deputy - Starting Salary	Deputy Sheriff Patrol Deputy - Step 1	Deputy Sheriff Patrol Deputy - Step 2	Deputy Sheriff Patrol Deputy - Maximum Salary	Deputy Sheriff Patrol Deputy - Status	Deputy Sheriff Patrol Deputy - Merit Increase	Deputy Sheriff Patrol Deputy - Longevity Increase	Deputy Sheriff Patrol Deputy - COLA	Deputy Sheriff Patrol Deputy - Union Contract Start Date	Deputy Sheriff Patrol Deputy - Union Contract End Date	Deputy Sheriff Patrol Deputy - # Hours Worked Per Week
Bond	\$57,387						-	X	-	12-01-2018	11-30-2021	
Boone		\$49,192			\$74,526	Non-Exempt	-	-	-			
Bureau	\$62,213	\$49,351				Non-Exempt	-	-	-	12-01-2018	11-30-2022	40
Carroll		\$38,197					X	-	-	12-01-2019	11-30-2021	40
Champaign	\$61,071	\$52,042			\$78,021	Non-Exempt	-	X	-	01-01-2020	12-31-2022	40
Christian	\$59,906	\$59,906				Non-Exempt	-	X	-	12-01-2018	11-30-2021	40
Crawford							-	-	-			
Cumberland	\$50,856						-	-	-	12-01-2019	11-30-2022	40
DeWitt							-	-	-			
Edwards	\$35,568	\$33,280				Non-Exempt	-	X	X			40
Effingham	\$58,240	\$52,000	\$56,160	\$56,160	\$62,400	Non-Exempt	-	-	-	09-01-2017	11-30-2021	40
Ford	\$53,780						-	-	-			
Fulton							-	-	-			
Grundy							-	-	-			
Hamilton	\$44,034	\$44,034	\$44,554	\$45,074		Non-Exempt	-	X	-	12-01-2019	11-30-2022	
Henry							-	-	-			
Iroquois	\$60,320	\$41,600					-	X	X	12-01-2019	11-30-2022	40
Jo Daviess	\$53,309	\$44,029	\$48,965	\$50,123	\$59,601	Non-Exempt	-	-	X	12-01-2017	11-30-2020	42
Johnson	\$40,601						-	-	-			
Kane	\$78,981					Non-Exempt	X	-	-	12-1-2017	11-30-2021	40
Kendall	\$61,500	\$61,500	\$66,685	\$70,290	\$90,114	Non-Exempt	-	X	X	12-01-2019	11-30-2023	40
Knox		\$45,760	\$47,840	\$49,920		Non-Exempt	-	X	X	12-01-2016	11-30-2020	40
LaSalle	\$66,560					Non-Exempt	-	X	X			
Livingston	\$54,585					Non-Exempt	-	-	X	12-01-2019	11-30-2022	40

# 2021 Statewide Salary & Fringe Benefits Survey

Name of County:	Deputy Sheriff Patrol Deputy - Current Salary	Deputy Sheriff Patrol Deputy - Starting Salary	Deputy Sheriff Patrol Deputy - Step 1	Deputy Sheriff Patrol Deputy - Step 2	Deputy Sheriff Patrol Deputy - Maximum Salary	Deputy Sheriff Patrol Deputy - Status	Deputy Sheriff Patrol Deputy - Merit Increase	Deputy Sheriff Patrol Deputy - Longevity Increase	Deputy Sheriff Patrol Deputy - COLA	Deputy Sheriff Patrol Deputy - Union Contract Start Date	Deputy Sheriff Patrol Deputy - Union Contract End Date	Deputy Sheriff Patrol Deputy - # Hours Worked Per Week
Macon		\$50,417	\$59,812	\$63,262	\$81,940		-	-	-			40
Macoupin							-	-	-			
Madison	\$66,290	\$66,290		\$70,595	\$80,538	Non-Exempt	-	-	-	12-1-2016	11-30-2020	40
Marshall							-	-	-			
Mason		\$38,938	\$41,616	\$42,100	\$58,904		-	X	-	12-1-2019	11-30-2021	40
Menard	\$52,698						-	X	-			
Montgomery	\$62,420					Non-Exempt	-	-	-	05-21-2002		40
Ogle		\$52,730			\$77,921	Non-Exempt	-	X	X	12-01-2017	11-30-2023	42
Pike	\$37,955	\$37,211				Non-Exempt	-	X	X	12-01-2020	11-30-2022	40
Putnam		\$43,680			\$58,240	Non-Exempt	-	-	-			40
Randolph	\$65,469						-	-	-			
Schuyler							-	-	-			
Stephenson	\$70,848	\$44,664				Non-Exempt	-	X	-	12-01-2015	12-31-2019	40
Tazewell	\$62,616	\$62,616					-	-	X	12-01-2018	11-30-2021	40
Union	\$51,708	\$38,251				Non-Exempt	X	X	-	12-01-2018	11-30-2021	40
Wayne	\$91,500					Non-Exempt	-	-	X	12-01-2019	11-30-2020	40
Whiteside	\$41,101	\$37,725			\$66,019	Non-Exempt	-	-	X	12-01-2017	11-30-2020	42
Williamson							-	-	-			
Woodford	\$57,285					Non-Exempt	X	X	-			

# 2021 Statewide Salary & Fringe Benefits Survey

Name of County:	Deputy Sheriff Sergeant - Current Salary	Deputy Sheriff Sergeant - Starting Salary	Deputy Sheriff Sergeant - Step 1	Deputy Sheriff Sergeant - Step 2	Deputy Sheriff Sergeant - Maximum Salary	Deputy Sheriff Sergeant - Status	Deputy Sheriff Sergeant - Merit Increase	Deputy Sheriff Sergeant - Longevity Increase	Deputy Sheriff Sergeant - COLA	Deputy Sheriff Sergeant - Union Contract Start Date	Deputy Sheriff Sergeant - Union Contract End Date	Deputy Sheriff Sergeant - # Hours Worked Per Week
Bond	\$65,645						-	X	-	12-01-2018	11-30-2021	
Boone	\$79,810					Non-Exempt	-	-	-			
Bureau	\$68,293					Non-Exempt	-	-	-	12-01-2018	11-30-2022	40
Carroll							-	-	-			
Champaign	\$85,082	\$81,203			\$88,962	Non-Exempt	-	X	-	01-01-2020	12-31-2022	40
Christian	\$62,306	\$61,106				Non-Exempt	-	X	-	12-01-2018	11-30-2021	40
Crawford	\$53,788						-	-	-	12-01-2018	11-30-2021	80
Cumberland							-	-	-			
DeWitt							-	-	-			
Edwards							-	-	-			
Effingham	\$62,400	\$54,080	\$58,240	\$58,240	\$64,480	Non-Exempt	-	-	-	09-01-2017	11-30-2021	40
Ford	\$56,196						-	-	-			
Fulton							-	-	-			
Grundy	\$94,719						-	-	-			
Hamilton							-	-	-			
Henry							-	-	-			
Iroquois	\$74,880	\$72,800					-	X	X	12-01-2019	11-30-2022	40
Jo Daviess							-	-	-			
Johnson							-	-	-			
Kane	\$104,438					Non-Exempt	X	-	-	12-1-2017	11-30-2021	40
Kendall	\$95,661						-	X	X	12-01-2019	11-30-2024	40
Knox		\$62,400	\$62,400	\$64,480		Non-Exempt	-	X	X	12-01-2016	11-30-2021	40
LaSalle	\$81,120					Non-Exempt	-	X	X			

# 2021 Statewide Salary & Fringe Benefits Survey

Name of County:	Deputy Sheriff Sergeant - Current Salary	Deputy Sheriff Sergeant - Starting Salary	Deputy Sheriff Sergeant - Step 1	Deputy Sheriff Sergeant - Step 2	Deputy Sheriff Sergeant - Maximum Salary	Deputy Sheriff Sergeant - Status	Deputy Sheriff Sergeant - Merit Increase	Deputy Sheriff Sergeant - Longevity Increase	Deputy Sheriff Sergeant - COLA	Deputy Sheriff Sergeant - Union Contract Start Date	Deputy Sheriff Sergeant - Union Contract End Date	Deputy Sheriff Sergeant - # Hours Worked Per Week
Livingston	\$59,782					Non-Exempt	-	-	X	12-01-2019	11-30-2022	40
Macon		\$76,404	\$77,617	\$78,824	\$95,250		-	-	-			40
Macoupin							-	-	-			
Madison	\$71,926	\$71,926		\$76,606	\$87,381	Non-Exempt	-	-	-	12-1-2016	11-30-2020	40
Marshall							-	-	-			
Mason							-	-	-			
Menard							-	-	-			
Montgomery	\$65,020					Non-Exempt	-	-	-	01-21-2012		40
Ogle	\$85,713					Non-Exempt	-	X	X	12-01-2017	11-30-2023	42
Pike	\$60,829					Non-Exempt	-	X	X	12-01-2020	11-30-2022	40
Putnam							-	-	-			
Randolph							-	-	-			
Schuyler							-	-	-			
Stephenson	\$70,920	\$49,992				Non-Exempt	-	X	-	12-01-2015	12-31-2019	40
Tazewell	\$84,098	\$72,000					-	-	X	12-01-2018	11-30-2021	40
Union	\$51,858	\$38,401				Non-Exempt	X	X	-	12-01-2018	11-30-2021	40
Wayne	\$74,110					Non-Exempt	-	-	X	12-01-2019	11-30-2020	40
Whiteside	\$70,522	\$44,003			\$77,005	Non-Exempt	-	-	X	12-01-2017	11-30-2020	42
Williamson							-	-	-			
Woodford	\$64,841					Non-Exempt	X	X	-			

# 2021 Statewide Salary & Fringe Benefits Survey

Name of County:	Deputy Sheriff Telecommunications Officer - Current Salary	Deputy Sheriff Telecommunications Officer - Starting Salary	Deputy Sheriff Telecommunications Officer - Step 1	Deputy Sheriff Telecommunications Officer - Step 2	Deputy Sheriff Telecommunications Officer - Maximum Salary	Deputy Sheriff Telecommunications Officer - Status	Deputy Sheriff Telecommunications Officer - Merit Increase	Deputy Sheriff Telecommunications Officer - Longevity Increase	Deputy Sheriff Telecommunications Officer - COLA	Deputy Sheriff Telecommunications Officer - Union Contract Start Date	Deputy Sheriff Telecommunications Officer - Union Contract End Date	Deputy Sheriff Telecommunications Officer - # Hours Worked Per Week
Bond	\$51,813						-	X	-	12-01-2018	11-30-2021	
Boone		\$42,307			\$61,526	Non-Exempt	-	-	-			
Bureau							-	-	-			
Carroll		\$36,191					X	-	-	12-01-2019	11-30-2021	40
Champaign							-	-	-			
Christian							-	-	-			
Crawford							-	-	-			
Cumberland	\$37,856						-	-	-	12-01-2019	11-30-2022	40
DeWitt							-	-	-			
Edwards							-	-	-			
Effingham	\$43,680	\$35,360	\$35,360	\$37,440	\$45,760	Non-Exempt	-	X	-	09-01-2017	11-30-2021	40
Ford	\$34,246						-	-	-			
Fulton							-	-	-			
Grundy							-	-	-			
Hamilton							-	-	-			
Henry							-	-	-			
Iroquois	\$39,520	\$33,280					-	X	X	12-01-2019	11-30-2022	40
Jo Daviess	\$50,862	\$41,605	\$46,235	\$47,371	\$55,430	Non-Exempt	-	-	X	12-01-2017	11-30-2020	42
Johnson	\$34,590						-	-	-			
Kane	\$63,606					Non-Exempt	X	-	-	12-1-2017	11-30-2021	40
Kendall							-	-	-			
Knox							-	-	-			
LaSalle	\$35,360					Non-Exempt	-	X	X			

# 2021 Statewide Salary & Fringe Benefits Survey

Name of County:	Deputy Sheriff Telecommunications Officer - Current Salary	Deputy Sheriff Telecommunications Officer - Starting Salary	Deputy Sheriff Telecommunications Officer - Step 1	Deputy Sheriff Telecommunications Officer - Step 2	Deputy Sheriff Telecommunications Officer - Maximum Salary	Deputy Sheriff Telecommunications Officer - Status	Deputy Sheriff Telecommunications Officer - Merit Increase	Deputy Sheriff Telecommunications Officer - Longevity Increase	Deputy Sheriff Telecommunications Officer - COLA	Deputy Sheriff Telecommunications Officer - Union Contract Start Date	Deputy Sheriff Telecommunications Officer - Union Contract End Date	Deputy Sheriff Telecommunications Officer - # Hours Worked Per Week
Livingston							-	-	-			
Macon							-	-	-			
Macoupin							-	-	-			
Madison	\$62,837	\$62,837		\$66,914	\$76,357	Non-Exempt	-	-	-	12-1-2016	11-30-2020	40
Marshall							-	-	-			
Mason							-	-	-			
Menard							-	-	-			
Montgomery	\$53,851					Non-Exempt	-	-	-	01-14-1991		40
Ogle		\$45,152			\$74,828	Non-Exempt	-	X	X	12-01-2017	11-30-2023	42
Pike							-	-	-			
Putnam		\$35,360			\$39,520	Non-Exempt	-	-	-			40
Randolph	\$50,741						-	-	-			
Schuyler							-	-	-			
Stephenson	\$57,616	\$33,330				Non-Exempt	-	X	-	12-01-2015	12-31-2019	40
Tazewell							-	-	-			
Union	\$50,440	\$37,148				Non-Exempt	X	X	-	12-01-2018	11-30-2021	40
Wayne	\$56,035					Non-Exempt	-	-	X	12-01-2019	11-30-2020	40
Whiteside	\$37,658	\$34,931			\$61,129	Non-Exempt	-	-	X	12-01-2017	11-30-2020	42
Williamson							-	-	-			
Woodford							-	-	-			

# 2021 Statewide Salary & Fringe Benefits Survey

Name of County:	Sheriff Lieutenant - Current Salary	Sheriff Lieutenant - Starting Salary	Sheriff Lieutenant - Step 1	Sheriff Lieutenant - Step 2	Sheriff Lieutenant - Maximum Salary	Sheriff Lieutenant - Status	Sheriff Lieutenant - Merit Increase	Sheriff Lieutenant - Longevity Increase	Sheriff Lieutenant - COLA	Sheriff Lieutenant - Union Contract Start Date	Sheriff Lieutenant - Union Contract End Date	Sheriff Lieutenant - # Hours Worked Per Week
Bond							-	-	-			
Boone	\$97,274					Exempt	-	-	-			
Bureau	\$71,207					Non-Exempt	-	-	-	12-01-2018	11-30-2022	40
Carroll							-	-	-			
Champaign	\$94,380	\$89,523			\$99,237	Exempt	-	-	-			40
Christian	\$62,606	\$61,106				Non-Exempt	-	X	-	12-01-2018	11-30-2021	40
Crawford							-	-	-			
Cumberland							-	-	-			
DeWitt							-	-	-			
Edwards							-	-	-			
Effingham							-	-	-			
Ford	\$61,200						-	-	-			
Fulton							-	-	-			
Grundy							-	-	-			
Hamilton							-	-	-			
Henry							-	-	-			
Iroquois	\$81,120	\$79,040					-	X	X	12-01-2019	11-30-2022	40
Jo Daviess	\$79,186					Exempt	X	-	-			40
Johnson							-	-	-			
Kane	\$113,730					Non-Exempt	X	-	-			40
Kendall							-	-	-			
Knox		\$68,640	\$68,640	\$70,720		Non-Exempt	-	X	X	12-01-2016	11-30-2021	40
LaSalle	\$83,200					Non-Exempt	-	X	X			
Livingston							-	-	-			

# 2021 Statewide Salary & Fringe Benefits Survey

Name of County:	Sheriff Lieutenant - Current Salary	Sheriff Lieutenant - Starting Salary	Sheriff Lieutenant - Step 1	Sheriff Lieutenant - Step 2	Sheriff Lieutenant - Maximum Salary	Sheriff Lieutenant - Status	Sheriff Lieutenant - Merit Increase	Sheriff Lieutenant - Longevity Increase	Sheriff Lieutenant - COLA	Sheriff Lieutenant - Union Contract Start Date	Sheriff Lieutenant - Union Contract End Date	Sheriff Lieutenant - # Hours Worked Per Week
Macon		\$89,078	\$86,290	\$87,502	\$103,914		-	-	-			40
Macoupin							-	-	-			
Madison	\$78,042	\$78,042	\$78,042	\$83,117	\$94,827	Non-Exempt	-	-	-	12-1-2016	11-30-2020	40
Marshall							-	-	-			
Mason							-	-	-			
Menard							-	-	-			
Montgomery	\$62,888					Non-Exempt	-	-	-	01-22-2003		40
Ogle	\$92,680					Non-Exempt	-	-	X			40
Pike							-	-	-			
Putnam							-	-	-			
Randolph							-	-	-			
Schuyler							-	-	-			
Stephenson	\$82,762	\$67,145				Non-Exempt	-	X	X			40
Tazewell							-	-	-			
Union							-	-	-			
Wayne							-	-	-			
Whiteside	\$79,696	\$47,523			\$83,165	Exempt	-	-	X			
Williamson							-	-	-			
Woodford							-	-	-			

# **NEWPORT**<sup>TM</sup>

retirement services

**Kevin Paulsen**

Principal  
Compensation Consulting Group

**Newport**

1930 St. Andrews Ct NE, Suite V  
Cedar Rapids, IA 52402  
Phone: 319-393-4836  
Kevin.Paulsen@newportgroup.com

**Elizabeth Endris**

Associate Consultant  
Compensation Consulting Group

**Newport**

135 S. LaSalle Ave, Suite 1900  
Chicago, IL 60603  
Phone: (312) 488-6726  
Elizabeth.Endris@newportgroup.com